



QP Group
雋思集團

Q P Group Holdings Limited
雋思集團控股有限公司

(Incorporated in the Cayman Islands with limited liability)

(於開曼群島註冊成立的有限公司)

Stock code 股份代號 : 1412

ANNUAL REPORT

2021

年報

PAPER PRODUCT
MANUFACTURING

SMART
OPERATION

E-COMMERCE

MARKET
NETWORK

CONTENTS

目錄

2	Corporate Information 公司資料
5	Chairman's Statement 主席報告
10	Financial Highlights 財務摘要
11	Management Discussion and Analysis 管理層討論及分析
28	Biographical Details of Directors and Senior Management 董事及高級管理層履歷
42	Corporate Governance Report 企業管治報告
67	Report of the Directors 董事會報告
89	Environmental, Social and Governance Report 環境、社會及管治報告
147	Independent Auditor's Report 獨立核數師報告
155	Consolidated Statement of Profit or Loss and Other Comprehensive Income 綜合損益及其他全面收益表
156	Consolidated Statement of Financial Position 綜合財務狀況表
158	Consolidated Statement of Changes in Equity 綜合權益變動表
160	Consolidated Statement of Cash Flows 綜合現金流量表
162	Notes to the Consolidated Financial Statements 綜合財務報表附註
256	Financial Summary 財務概要

BOARD OF DIRECTORS

Executive Directors

Mr. CHENG Wan Wai (*Chairman*)
Mr. YEUNG Keng Wu Kenneth
Ms. LIU Shuk Yu Sanny
Mr. CHAN Wang Tao Thomas
Ms. HUI Li Kwan
Mr. MAK Chin Pang

Independent non-executive Directors

Mr. CHAN Hiu Fung Nicholas, *MH, JP*
Prof. CHENG Man Chung Daniel, *BBS, MH, JP*
Mr. NG Shung, *JP (Australia)*

AUDIT COMMITTEE

Mr. NG Shung, *JP (Australia) (Chairman)*
Mr. CHAN Hiu Fung Nicholas, *MH, JP*
Prof. CHENG Man Chung Daniel, *BBS, MH, JP*

REMUNERATION COMMITTEE

Mr. CHAN Hiu Fung Nicholas, *MH, JP (Chairman)*
Prof. CHENG Man Chung Daniel, *BBS, MH, JP*
Mr. NG Shung, *JP (Australia)*
Mr. MAK Chin Pang

NOMINATION COMMITTEE

Prof. CHENG Man Chung Daniel, *BBS, MH, JP (Chairman)*

Mr. CHAN Hiu Fung Nicholas, *MH, JP*
Mr. NG Shung, *JP (Australia)*
Mr. MAK Chin Pang

RISK MANAGEMENT COMMITTEE

Mr. MAK Chin Pang (*Chairman*)
Mr. CHAN Hiu Fung Nicholas, *MH, JP*
Prof. CHENG Man Chung Daniel, *BBS, MH, JP*
Mr. NG Shung, *JP (Australia)*

董事會

執行董事

鄭穩偉先生 (*主席*)
楊鏡湖先生
廖淑如女士
陳宏道先生
許莉君女士
麥展鵬先生

獨立非執行董事

陳曉峰先生，榮譽勳章、太平紳士
鄭文聰教授，銅紫荊星章、榮譽勳章、太平紳士
吳嵩先生，太平紳士 (澳大利亞)

審核委員會

吳嵩先生，太平紳士 (澳大利亞) (*主席*)
陳曉峰先生，榮譽勳章、太平紳士
鄭文聰教授，銅紫荊星章、榮譽勳章、太平紳士

薪酬委員會

陳曉峰先生，榮譽勳章、太平紳士 (*主席*)
鄭文聰教授，銅紫荊星章、榮譽勳章、太平紳士
吳嵩先生，太平紳士 (澳大利亞)
麥展鵬先生

提名委員會

鄭文聰教授，銅紫荊星章、榮譽勳章、太平紳士
(*主席*)
陳曉峰先生，榮譽勳章、太平紳士
吳嵩先生，太平紳士 (澳大利亞)
麥展鵬先生

風險管理委員會

麥展鵬先生 (*主席*)
陳曉峰先生，榮譽勳章、太平紳士
鄭文聰教授，銅紫荊星章、榮譽勳章、太平紳士
吳嵩先生，太平紳士 (澳大利亞)

AUTHORISED REPRESENTATIVES

Mr. MAK Chin Pang
Mr. WONG Hung Pan

COMPANY SECRETARY

Mr. WONG Hung Pan (FCPA, CFA, ACG, HKACG)

AUDITOR

PricewaterhouseCoopers
Certified Public Accountants and
Registered Public Interest Entity Auditor
22nd Floor Prince's Building
Central, Hong Kong

HONG KONG LEGAL ADVISER

Deacons
5/F, Alexandra House
18 Chater Road
Central
Hong Kong

COMPLIANCE ADVISER

Guotai Junan Capital Limited
27/F, Low Block
Grand Millennium Plaza
181 Queen's Road Central
Hong Kong

WEBSITE ADDRESS

www.qpp.com

STOCK CODE

1412

PRINCIPAL BANKERS

The Hongkong and Shanghai Banking Corporation Limited
Standard Chartered Bank (Hong Kong) Limited
DBS Bank (Hong Kong) Limited

授權代表

麥展鵬先生
黃鴻斌先生

公司秘書

黃鴻斌先生 (FCPA, CFA, ACG, HKACG)

核數師

羅兵咸永道會計師事務所
執業會計師及
註冊公眾利益實體核數師
香港中環
太子大廈22樓

香港法律顧問

的近律師行
香港
中環
遮打道18號
歷山大廈5樓

合規顧問

國泰君安融資有限公司
香港
皇后大道中181號
新紀元廣場
低座27樓

公司網址

www.qpp.com

股份代號

1412

主要往來銀行

香港上海滙豐銀行有限公司
渣打銀行(香港)有限公司
星展銀行(香港)有限公司

REGISTERED OFFICE

71 Fort Street
P.O. Box 500
George Town
Grand Cayman KY1-1106
Cayman Islands

HEAD OFFICE AND PRINCIPAL PLACE OF BUSINESS IN HONG KONG

21/F, Kings Wing Plaza 2
1 On Kwan Street, Shek Mun
Shatin, New Territories
Hong Kong

PRINCIPAL SHARE REGISTRAR AND TRANSFER OFFICE

Appleby Global Services (Cayman) Limited
71 Fort Street
P.O. Box 500
George Town
Grand Cayman KY1-1106
Cayman Islands

HONG KONG BRANCH SHARE REGISTRAR AND TRANSFER OFFICE

Computershare Hong Kong Investor Services Limited
Shops 1712-1716
17th Floor, Hopewell Centre
183 Queen's Road East
Wan Chai
Hong Kong

註冊辦事處

71 Fort Street
P.O. Box 500
George Town
Grand Cayman KY1-1106
Cayman Islands

香港總辦事處及主要營業地點

香港
新界沙田
石門安群街1號
京瑞廣場2期21樓

股份過戶登記總處

Appleby Global Services (Cayman) Limited
71 Fort Street
P.O. Box 500
George Town
Grand Cayman KY1-1106
Cayman Islands

香港股份過戶登記分處

香港中央證券登記有限公司
香港
灣仔
皇后大道東183號
合和中心17樓
1712-1716號舖

On behalf of the board (the “**Board**”) of directors (the “**Directors**”) of Q P Group Holdings Limited (the “**Company**”) and together with its subsidiaries, the “**Group**”), I am pleased to present to you the annual report of the Group for the year ended 31 December 2021 (“**FY2021**”).

The world was still under the shadow of the coronavirus disease 2019 (“**COVID-19**”) in FY2021. Despite the extensive vaccination programmes in different countries and regions, the virus continued to spread and mutate, which led to the prolonged pandemic. Since November 2021, Omicron, a fast-spreading COVID-19 variant, has caused another wave of global health crises as the numbers of COVID-19 cases soared again, hindering the recovery of economic activities and business operations worldwide. The prolonged pandemic has catalysed the establishment and maintenance of habits and lifestyle related to disease prevention. In particular, the e-commerce boom continued to prevail and maintained its dominance in the trading markets; the growth of popularity of indoor entertainment, originally as a substitution of outdoor activities especially during the peaks of pandemic, also continued to last. On the other hand, the effective public health policies and implementation of disease control measures in the People’s Republic of China (including Hong Kong) (the “**PRC**”) resulted in a rather stable pandemic situation in FY2021, providing favourable conditions for PRC manufacturers to capture the growth of demand for different commodities.

本人謹代表雋思集團控股有限公司(「本公司」)，連同其附屬公司統稱(「本集團」)的董事(「董事」)會(「董事會」)欣然向閣下提呈本集團截至二零二一年十二月三十一日止年度(「二零二一年財政年度」)的年報。

於二零二一年財政年度，全球仍處於二零一九冠狀病毒病(「**COVID-19**」)疫情的陰霾下。儘管疫苗接種計劃已在不同國家及地區廣泛推行，唯病毒一直擴散及變異，導致疫情持續。Omicron(一種快速傳播的COVID-19變種病毒)自二零二一年十一月起引發了另一波全球健康危機，COVID-19病例數目再次飆升，阻礙了全球經濟活動及業務營運的復甦。持續的疫情促使人們養成與預防疾病相關的習慣和生活方式。具體而言，電子商務熱潮持續盛行，並確立其在貿易市場中的主導地位；室內娛樂作為戶外活動代替品(特別是在疫情高峰期間)的受歡迎程度亦持續上升。另一方面，中華人民共和國(包括香港)(「**中國**」)有效實施公共衛生政策及疾病控制措施，使二零二一年財政年度的疫情相對穩定，為中國製造商提供有利條件以把握不同商品需求的增長。

MAJOR BUSINESS MOVES AND ACHIEVEMENTS

We are pleased to see the growth of demand for our tabletop game products stretching into FY2021. On one hand, the changes in lifestyle due to social distancing concerns continued to fuel the retail demand for indoor products and hence the increased orders from our customers who are toy and game companies. On the other hand, the disruption of factory operations of local vendors in Europe caused by the pandemic boosted the demand for alternative manufacturing services in other regions. Before the outbreak of pandemic, the Group had already been highly focused on the long-term development of our tabletop game business, which included consolidating our back-end infrastructure to maximise our production quality and capabilities for tabletop game products, as well as active business development efforts through our sales representative in Europe. The concerted efforts of our sales, product engineering and research and development teams have laid the groundwork for the growth in our original equipment manufacturer (“OEM”) business in FY2021 as we were able to seize new business opportunities from both existing and new customers, which led us to counteract the negative effect of inflated shipping costs and extended order fulfillment schedule due to the lasting disruption of international freight throughout FY2021.

Development of web sales business remained our key business focus in FY2021. This year, we successfully launched our sixth major online sales platform, www.maketotebags.com, which offers bag customisation solutions for both individual customers and resellers, expanding the spectrum of our web sales business. Moreover, in the fourth quarter of FY2021, we proudly launched Q P Market Network (“QPMN”) to tap into a business-to-business-to-customer (B2B2C) e-commerce model. QPMN is a platform-as-a-service (PaaS) powering smart collaborations between e-shops, designers and us to provide next-generation print-on-demand (POD) services. With QPMN's plugins, e-shop owners can easily add product customisation functions to their websites while enjoying dropshipping services and bulk discounts from us. The first plugin of QPMN which is customisable puzzle, the hero product of our web sales platform, was launched in December 2021. To facilitate the development of our new

主要業務動向及成就

我們樂見桌遊產品的需求於二零二一年財政年度有所增長。一方面，保持社交距離的考慮導致生活方式改變，繼續推動室內產品的零售需求，因此令來自玩具及遊戲公司客戶的訂單有所增加。另一方面，疫情導致歐洲當地供應商的工廠營運中斷，帶動對來自其他地區的生產需求。於疫情爆發前，本集團已高度專注於桌遊業務的長期發展，包括整合我們的後台基礎設施以盡量提高桌遊產品的生產質量及能力，以及透過我們於歐洲的銷售代表積極進行業務開發。在銷售、產品工程及研發團隊的共同努力下，我們成功把握現有及新客戶帶來的新商機，為二零二一年財政年度原始設備製造商（「OEM」）業務的增長奠定基礎，從而使我們能夠抵銷二零二一年財政年度國際貨運持續受阻而導致運費上漲及訂單交付期延長帶來的負面影響。

於二零二一年財政年度，發展網站銷售業務仍為我們的主要業務重點。今年，我們成功推出第六個主要網上銷售平台 www.maketotebags.com，為個人客戶及轉售商提供包袋定製方案，擴大我們網站銷售業務的範圍。此外，於二零二一年財政年度第四季度，我們推出了Q P Market Network（「QPMN」），開拓企業對企業對客戶（B2B2C）的電子商務模式。QPMN是一個支援和推動網店、設計師及我們之間的平台即服務（PaaS），提供嶄新的按需印制（POD）服務。憑藉QPMN的外掛程式，網店店主可輕易在其網站增加產品定製功能，同時享受我們提供的代發貨服務及批量折扣。QPMN首個外掛程式為拼圖定製，是我們的網上銷售平台的皇牌產品。該程式已於二零二一年十二月推出。為促進我們

web sales initiatives, we have devoted extra resources to expand our marketing team and IT team to support web infrastructure development, product development, branding and promotion, injecting new blood with energy, creativity, market insights and expertise into our teams.

Our ambition to establish a comprehensive supply chain in Vietnam remains unchanged. The sublease of land in an industrial park in Ha Nam Province, Vietnam as announced on 29 June 2021 marked a new milestone for the pursuit of our long-term strategies to consolidate our overall production capacity for future business expansion, enhance our risk management capability and provide more geographical manufacturing options for our OEM customers. The land will be used to establish our first self-owned production plant outside the PRC with end-to-end production capabilities, serving as the hub of our supply chain in Vietnam. Construction of the plant will commence in the second quarter of 2022 and is expected to complete in the third quarter of 2023.

FINANCIAL RESULTS AND DIVIDENDS

In FY2021, we achieved growth in overall revenue of approximately 12.7% to approximately HK\$1,389.8 million, driven by the increase in both OEM sales and web sales. Our OEM sales increased from approximately HK\$1,074.6 million for the year ended 31 December 2020 (“FY2020”) to approximately HK\$1,191.0 million for FY2021, representing an increase of approximately 10.8%, which was mainly attributable to the growth of tabletop game demand, our efforts in new business development and our continuous improvement in production capabilities and service excellence that gained the trust of existing and new OEM customers. Revenue generated from our web sales in FY2021 also reached a record high of approximately HK\$198.7 million, representing an increase of approximately 25.8% from approximately HK\$158.0 million for FY2020, which was mainly attributable to the increased demand for our customised products and our expanded customer base. Its proportion in our total revenue rose from approximately 12.8% in FY2020 to approximately 14.3% in FY2021, which demonstrated the determined and sustained execution of our key business strategy to develop our web sales business as

新的網站銷售項目的發展，我們已投入額外資源擴大我們的營銷團隊及資訊科技團隊，以支持網絡基礎設施開發、產品開發、品牌推廣及推廣，為我們的團隊注入具備活力、創造力、市場洞察力及專業知識的新血。

我們在越南建立全面的供應鏈之目標維持不變。我們一直致力鞏固整體產能以支持未來的業務擴展，提升風險管理能力，以及為我們的OEM客戶提供更多生產地點的選擇。我們於二零二一年六月二十九日公佈分租一塊位於越南河南省一個工業園區的土地，正正標誌著我們實現上述長期發展策略的新里程。該幅土地將用於在中國境外建立我們首個擁有端到端產能的自有生產廠房，作為我們越南供應鏈的樞紐。廠房將於二零二二年第二季度動工，並預期於二零二三年第三季度竣工。

財務業績及股息

於二零二一年財政年度，在OEM銷售及網站銷售增長帶動下，我們的整體收益增長約12.7%至約1,389.8百萬港元。我們的OEM銷售額由截至二零二零年十二月三十一日止年度（「二零二零年財政年度」）的約1,074.6百萬港元增加至二零二一年財政年度的約1,191.0百萬港元，增幅約為10.8%，主要由於桌遊產品的需求增長，以及我們著力開發新業務及不斷提升產能和服務質素，贏得現有及新OEM客戶的信任。於二零二一年財政年度，網站銷售產生的收益亦創歷史新高，達約198.7百萬港元，較二零二零年財政年度的約158.0百萬港元增加約25.8%，主要由於對我們定製產品的需求增加及客戶群擴大。其佔我們總收益的比例由二零二零年財政年度的約12.8%上升至二零二一年財政年度的約14.3%，展示我們決心及持續執行以發展網站銷售業務作為長期增長動力的重點業務策略。我們於二零二一年財政年度的整體純利由二零二零

the long-term growth driver. Our overall net profit for FY2021 dropped by approximately 8.0% to approximately HK\$119.0 million from approximately HK\$129.3 million for FY2020. The net profit margin decreased from approximately 10.5% in FY2020 to approximately 8.6% in FY2021. Meanwhile, our gross profit also decreased by approximately HK\$6.8 million or 1.5% to approximately HK\$430.1 million in FY2021, while the gross profit margin decreased to approximately 30.9% in FY2021 from approximately 35.4% in FY2020. We believe that such decreases were mainly attributable to the appreciation of Renminbi (“**RMB**”) against Hong Kong dollar (“**HKD**”), the increased transportation costs and the decrease in subsidies from the PRC Government and the Hong Kong Special Administrative Region (“**HKSAR**”) Government in FY2021 which outweighed the effect of the growth in overall revenue, increased proportion of our web sales business in overall revenue, as well as the decreased costs resulting from our cost reduction and efficiency improvement measures.

The Board has proposed to declare a final dividend of HK11.0 cents per share amounting to approximately HK\$58.5 million for FY2021, which is expected to be paid on or around Friday, 24 June 2022. In making the decision, the Board has prudently considered the Group's current and future cash flows, the uncertainties in the economy, the outlook for further growth and profitability and views of key stakeholders, including regulators and shareholders of the Company (“**Shareholders**”). The final dividend is subject to approval at the forthcoming annual general meeting (“**AGM**”). If approved, this will represent total dividends for FY2021 of HK13.0 cents per share.

OUTLOOK & PROSPECTS

While different countries and regions are actively taking different approaches to tackle the pandemic, it is almost a given that COVID-19's impact is not likely to come to an end in the near future. Despite the continuing uncertainties brought by the pandemic and potential geopolitical volatility, we remain cautiously optimistic about the Group's prospect in the coming year. We will continue to stay highly focused on the expansion of our web sales business to realise sustainable growth in this business area. In particular, we will actively enrich the product range of QPMN through

年財政年度約129.3百萬港元減少約8.0%至約119.0百萬港元。純利率由二零二零年財政年度約10.5%減少至二零二一年財政年度約8.6%。同時，我們的毛利亦減少約6.8百萬港元或1.5%至二零二一年財政年度的約430.1百萬港元，而毛利率則由二零二零年財政年度的約35.4%減少至二零二一年財政年度的約30.9%。我們認為此乃主要由於人民幣(「**人民幣**」)兌港元(「**港元**」)升值、運輸成本增加及於二零二一年財政年度來自中國政府及香港特別行政區(「**香港特區**」)政府的補貼減少，這些超過了整體收益的增長、網站銷售業務佔整體收益的比例增加以及成本削減及效率提升措施所減省的成本之效果。

董事會建議就二零二一年財政年度宣派期末股息每股11.0港仙，合共約58.5百萬港元，預期將於二零二二年六月二十四日(星期五)或前後派付。董事會作出此決定時已審慎考慮集團目前及未來的現金流量、經濟的不確定性、未來增長及盈利能力的展望及關鍵持份者(包括監管人及本公司股東(「**股東**」))的意見。期末股息須待應屆股東週年大會(「**股東週年大會**」)上批准後方告作實。如獲批准，二零二一年財政年度的股息總額將為每股13.0港仙。

展望及前景

不同國家及地區正積極採取不同方法應對疫情，但COVID-19的影響似乎不大可能於短時間內完全消退。儘管疫情及潛在地緣政治波動持續帶來不確定性，我們對本集團來年的前景仍保持審慎樂觀。我們將繼續高度專注於擴展網站銷售業務，以實現該業務領域的可持續增長。具體而言，我們將積極開發更多外掛程式，豐富QPMN的產品種類，並推行營銷策略以提升QPMN於電商市場的曝光率

development of more plugins, as well as implement marketing strategies to broaden the market exposure and awareness of QPMN in the e-commerce field. With effective promotion and market penetration, we expect QPMN to take our web sales business to another level in the future by leveraging the customer base of global e-shops and vastly expanding our market reach and business. Operation-wise, we have formulated our long-term strategic blueprint for establishing a comprehensive smart operation network which seamlessly connects orders from OEM and web sales customers with our back-end production sites via smart cloud-based systems. To this end, in the coming year we will continue our pursuit of smart manufacturing in our Dongguan plant, which includes advancing the maturity level of the existing smart production workshops and also extending smart operations to more production lines and departments. To facilitate our technical development and application as well as to explore investment opportunities, we have set up a new company to identify potential tech projects of local new entrepreneurs that are related to our business areas. Based on our network with the innovative digital community, we will actively seek collaboration with tech project owners to accelerate the development and application of their ideas with our financial and advisory support, with the ultimate goal of bringing positive impact to our business and operations.

APPRECIATION

On behalf of the Board, I would like to take this opportunity to express my sincere appreciation to all of our employees who embraced the challenges and contributed to the Group in a dedicated and professional manner all along. I also thank our Shareholders, business partners and professional parties for their support throughout the year.

CHENG Wan Wai

Chairman

Hong Kong, 30 March 2022

和知名度。我們期望在有效的推廣及市場滲透下，QPMN將可借助世界各地的電子商店的客戶群，大幅擴展我們的市場覆蓋範圍及業務，把我們的網站銷售業務提升至另一水平。營運方面，我們已制定長遠的策略性發展藍圖以建立全方位的智能營運網絡，透過智能雲端系統，把OEM及網站銷售訂單無縫地連接到各個後台生產點。為此，我們來年將繼續在東莞廠房推展智能製造，包括提升現有智能化生產車間的成熟度，並將智能運作擴展至更多生產線及部門。為促進我們的技術發展及應用以及探索投資機會，我們已成立一間新公司，以物色具有潛力且與我們業務領域相關的本地初創科技項目。憑藉我們與創新數碼社區的網絡，我們將積極尋求與科技項目擁有者合作，並向其提供財務及顧問支援，加快其意念的開發及應用，務求最終為我們的業務及營運帶來正面影響。

致謝

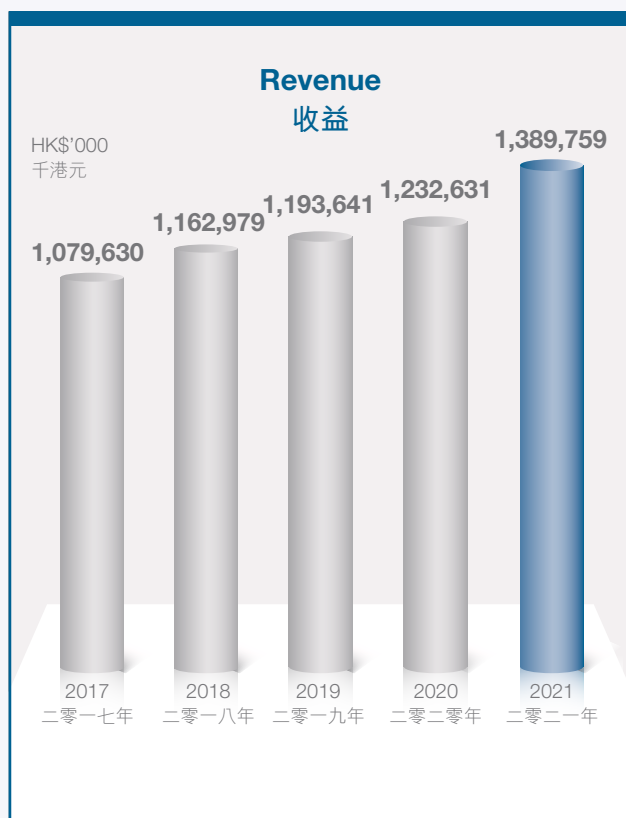
本人謹藉此機會代表董事會向本集團全體員工致以衷心謝意，感謝他們一直以來以專業及盡責的態度迎接挑戰，為本集團作出貢獻。本人亦感謝股東、業務夥伴及專業團隊於年內的支持。

主席

鄭穩偉

香港，二零二二年三月三十日

		For the year ended 31 December 截至十二月三十一日止年度	
		2021 二零二一年	2020 二零二零年
		HK\$'000 千港元	HK\$'000 千港元
Revenue	收益	1,389,759	1,232,631
Gross profit	毛利	430,108	436,866
Profit for the year	年內溢利	119,042	129,348
Listing expenses	上市開支	—	1,166
Adjusted net profit	經調整純利	119,042	130,514
Earnings per shares (HK cents)	每股盈利(港仙)		
— Basic and diluted	— 基本及攤薄	22.38	24.57



BUSINESS REVIEW

Corporate Profile

The Group is a long-established paper product manufacturing and printing services provider. Headquartered in Hong Kong, we operate two key production plants at Dongguan and Heshan in Guangdong Province of the PRC, with the capability to offer value-adding and customised product engineering services and printing solutions to our customers for a wide spectrum of products. We have over 30 years of operating history, and have established stable business relationships with our major customers in The United States of America (the “USA”) and countries in Europe.

Our principal product categories are tabletop games, greeting cards, educational items and premium packaging. Our products are sold to (i) OEM customers who generally order mass quantities for direct sales and distribution through their own sales network; and (ii) individual and corporate customers who generally order smaller quantities through online sales channels. Our major OEM customers include an international greeting cards publisher, and multinational children educational products and toys brands.

Business Overview

Throughout the reporting period, the COVID-19 pandemic continued to have extensive impact on the global economy. Despite signs of recovery of the global economy and resumption of retail activities thanks to the effective disease control measures and growing vaccination rates, the emergence of new variants and the subsequent infection outbreaks dashed hopes of the pandemic subsiding completely. Meanwhile, the lasting global supply chain strain that surfaced in the first quarter of 2021 hindered the flow of goods around the world and resulted in a significant surge in shipping costs. In such a challenging and volatile business environment, the Group remained alert and responsive to the changes and uncertainties and dedicated to the optimisation of its operation and services in order to support steady business expansion. We implemented a wide range of enhancement initiatives in different areas of our operations, ranging from production standardisation, automation, work flow integration and quality improvement to logistics management, energy consumption and waste control. Such efforts made it possible for us to remain resilient to the external headwinds and partly offset the negative impact of uncontrollable factors.

業務回顧

公司簡介

本集團是一間歷史悠久的紙製品製造及印刷服務供應商。我們的總部位於香港，於中國廣東省東莞市及鶴山市營運兩個主要生產廠房，有能力就多種產品為客戶提供增值及定製產品工程服務及印刷解決方案。我們擁有逾30年的經營歷史，並已與我們於美利堅合眾國（「美國」）及歐洲各國的主要客戶建立穩定的業務關係。

我們的主要產品類別為桌遊、賀卡、幼教用品及包裝彩盒。我們的產品銷售予(i)通常大量訂購以通過其銷售網絡直銷及分銷的OEM客戶；及(ii)通常透過線上銷售渠道訂購數量較少產品的個體及公司客戶。我們的主要OEM客戶包括一間國際賀卡出版商，以及若干跨國兒童教育產品及玩具品牌。

業務概覽

於報告期間，COVID-19疫情繼續對全球經濟造成廣泛影響。儘管在有效的防控措施及疫苗接種率不斷提高下，全球經濟出現復甦跡象，零售活動亦有所恢復，但變種病毒的出現及後續的感染爆發破滅了疫情完全退卻的希望。同時，自二零二一年第一季度以來全球供應鏈持續緊張而影響世界各地的貨物流動，運輸成本大幅上升。在充滿挑戰及波動的營商環境下，本集團對有關變動及不明朗因素保持警覺並作出回應，繼續致力優化營運及服務，以支持業務穩步擴展。我們在生產標準化、自動化、工作流程整合、質量改進、物流管理、能源消耗及廢物控制等不同營運領域全方位地實施改進措施。該等努力使我們能夠抵禦外部不利因素，並抵銷部分不可控制因素的負面影響。

In FY2021, the Group's revenue increased by approximately 12.7% from approximately HK\$1,232.6 million for FY2020 to approximately HK\$1,389.8 million for FY2021. We have seen strong growth in demand for tabletop game products since the outbreak of COVID-19, and this momentum continued throughout the reporting period. Our sustained business development efforts to increase our market presence and awareness as well as the constraints on production capacities of manufacturers in Europe due to COVID-19 outbreaks enabled us to capture more tabletop game orders derived from the rising consumer demand for tabletop games. We also made tremendous efforts to achieve certain breakthroughs in production technique and engineering and elevate our production standards in terms of product sophistication, material application, craftsmanship and cost reduction, so as to meet or even go beyond the stringent requirements of our OEM customers, which allowed us to gain their long-term trust and partnership. Although in the first half of 2021 our OEM sales were affected by the global shipping disruption which delayed our order fulfilments and hence the realisation of sales revenue, the situation slightly eased later in the year and its impact on our sales performance was softened. Overall, the OEM sales recorded a growth of approximately HK\$116.4 million or 10.8% from approximately HK\$1,074.6 million for FY2020 to approximately HK\$1,191.0 million for FY2021.

Many analyses have indicated that the trend of growth in worldwide retail e-commerce sales is irreversible. Riding on our well-developed web infrastructure, customer base and reputation of our web sales platforms, we further enhanced our web sales business through launches of digital marketing campaigns and new products, quality improvement and new website development, etc. Such efforts enabled us to continue to thrive in the e-commerce landscape. During FY2021, our web sales business yielded a remarkable increase in revenue of approximately HK\$40.7 million or 25.8% from approximately HK\$158.0 million for FY2020 to approximately HK\$198.7 million for FY2021. Meanwhile, the number of active registered user accounts, which refers to the number of registered user accounts with order(s) placed in our major websites namely www.makeplayingcards.com, www.boardgamesmaker.com, www.createjigsawpuzzles.com, www.printerstudio.com, www.gifthing.com and www.maketotebags.com, also increased by approximately 14.2% from approximately 47,900 as at 31 December 2020 to approximately 54,700 as at 31 December 2021.

於二零二一年財政年度，本集團的收益由二零二零年財政年度約1,232.6百萬港元增加約12.7%至二零二一年財政年度約1,389.8百萬港元。桌遊產品的需求自COVID-19爆發至報告期間一直展現強勁勢頭。我們持續致力於業務發展，提高我們的市場地位及知名度，使我們能夠在消費者對桌遊的需求不斷增加以及COVID-19爆發致使歐洲當地製造商的產能受到限制下獲取更多桌遊訂單。我們亦作出巨大努力，在生產技術及工程上取得若干突破，提升產品精細度、物料應用、工藝及成本削減等方面的生產標準，以符合甚至超越OEM客戶的嚴格要求，從而獲得客戶的長期信任及合作夥伴關係。儘管於二零二一年上半年，我們的OEM銷售受到全球運輸中斷的影響，導致訂單交付出現延誤，銷售收益變現亦有所延遲，但隨著情況稍後有所改善，其對我們銷售表現的影響亦有所緩和。整體而言，OEM銷售由二零二零年財政年度約1,074.6百萬港元增加約116.4百萬港元或10.8%至二零二一年財政年度約1,191.0百萬港元。

不同分析均指出全球零售電子商務銷售正展現不可逆轉的增長趨勢。憑藉我們完善的網絡基礎設施、客戶基礎及網站銷售平台的聲譽，我們透過推出數碼營銷活動及新產品、優化品質及新網站開發等進一步提升網站銷售業務，使我們得以在電子商務領域繼續蓬勃發展。於二零二一年財政年度，我們的網站銷售業務收益錄得顯著增長，由二零二零年財政年度的約158.0百萬港元增加約40.7百萬港元或25.8%至二零二一年財政年度的約198.7百萬港元。同時，活躍註冊用戶賬戶數目（指於我們的主要網站，即www.makeplayingcards.com、www.boardgamesmaker.com、www.createjigsawpuzzles.com、www.printerstudio.com、www.gifthing.com及www.maketotebags.com，下達訂單的註冊用戶賬戶數目）亦由二零二零年十二月三十一日約47,900個增加約14.2%至二零二一年十二月三十一日約54,700個。

In spite of our growth in overall revenue in FY2021, the Group recorded a net profit of approximately HK\$119.0 million during FY2021, representing a decrease of approximately 8.0% from approximately HK\$129.3 million for FY2020. The net profit margin also decreased from approximately 10.5% for FY2020 to approximately 8.6% for FY2021. Such decreases were mainly attributable to (i) the appreciation of RMB against HKD during FY2021; (ii) the increase in transportation expenses in relation to delivery of finished goods; and (iii) the decrease in subsidies from the PRC Government and the HKSAR Government.

Future Outlook

In order to fully grasp the emerging business opportunities and to remain resilient amid the ongoing uncertainties and potential adversity arising from the pandemic situation and geopolitical crisis, the Group will focus on consolidating its operational excellence and strive for steady and diversified business expansion.

The development of our supply chain in Vietnam is one of our key strategies to expand our production capacity and diversify operational risks with the additional manufacturing location. The Group entered into a contract with a lessor on 21 December 2021 regarding the sublease of land and the lease of infrastructure in an industrial park in Ha Nam Province, Vietnam for establishing a self-owned production plant outside the PRC. While the preparation work for construction of the new plant is underway, we are also concentrating on improving the standards of different areas of operations in our current subcontracted production base in Vietnam, particularly workflow management, labour competency and people development, material sourcing and logistics, which will help us formulate best practices for our future Vietnam plant. At the same time, we will continue to apply new supply chain technologies to our operations to improve the visibility, connectedness, data collection and application and agility across different production workshops and business units to optimise our overall efficiency. Meanwhile, we will also seek continuous improvement in our manufacturing process and research & application capabilities to cater for our expansion of both OEM and web sales businesses.

儘管我們於二零二一年財政年度的整體收益有所增長，本集團於二零二一年財政年度錄得純利約119.0百萬港元，較二零二零年財政年度約129.3百萬港元減少約8.0%。純利率亦由二零二零年財政年度的約10.5%減少至二零二一年財政年度的約8.6%。該減少乃主要由於(i)人民幣兌港元於二零二一年財政年度升值；(ii)有關交付製成品的運輸開支增加；及(iii)來自中國政府及香港特區政府的補貼減少。

未來展望

為把握未來的商機以及應對疫情及地緣政治危機帶來的持續不確定性及潛在不利影響，本集團將專注於提升營運水平，並致力穩步推展多元化的業務擴張。

發展於越南的供應鏈為我們透過增加生產點擴大產能及分散營運風險的重要策略之一。本集團於二零二一年十二月二十一日與一名出租人訂立一份合約，內容有關分租一幅位於越南河南省一塊工業園區的土地以及租賃基礎設施，以於中國境外建立自營生產廠房。在進行新廠房建設的準備工作的同時，我們亦重視改善越南現有分包生產基地不同範疇的營運水平，特別是工作流程管理、員工能力及人才發展、物料採購及物流。這將有助我們為未來的越南廠房制定最佳執行準則。同時，我們將繼續在營運中應用新的供應鏈技術，以提高不同生產車間及業務單位的可視性、連通性、數據收集及應用以及靈活性，從而優化我們的整體效率。同時，我們亦將持續改善我們的製造過程及研究及應用能力，以配合OEM及網站銷售的業務擴展。

Our OEM business will remain our major and stable revenue stream. To consolidate our OEM business, we will focus on business development and product diversification. Based on the experience gained through our successful endeavours to enlarge our customer base in Europe, we will continue to strive to grab business opportunities in the tabletop game market in the region where we still see considerable room for growth. We will also seek to expand our product offerings for our existing customers to better cater for their business needs while achieving business diversification. Meanwhile, we are also well aware of, and have ourselves prepared for, the possibility of increasing competition from manufacturers in Europe when the pandemic eases off in the future.

Web sales business is our long-term growth driver. We will continue to implement different development strategies to expand our customer base so as to capture the growth of the global online market. In particular, the development of Q P Market Network (“**QPMN**”) is intended to extend our online print-on-demand solutions to worldwide online business operators and customers without being restrained by geographical and cultural boundaries. To gain reputation and credibility so as to effectively promote QPMN to new collaborators, we intend to leverage our well-established business relationships with our existing customers and launch online collaboration projects.

Overall, the Group remains confident in the growth of the overseas tabletop game market and web sales business. The Group will continue to devote resources to the relevant business units to enhance its competitive advantage and further expand our business. External factors including surging shipping costs, fluctuating material costs, ever-increasing labour costs and other risks catalysed by the COVID-19 pandemic that manufacturers endured in FY2021 may persist in the coming year. The Group will continue to closely monitor and assess the development of these uncertainties and take appropriate measures to mitigate their impacts.

我們的OEM業務將繼續為我們的主要及穩定收益來源。為鞏固OEM業務，我們將專注於業務開發及產品多元化。根據我們於過往成功擴大歐洲客戶基礎的經驗，我們認為該區的桌遊市場仍有可觀的增長空間，並將繼續著力從中拓展商機。此外，我們將致力為現有客戶增加產品種類，以更好地滿足彼等的業務需求，同時實現業務多元化。同時，我們亦充分了解日後疫情緩和時，歐洲的製造商可能會帶來更大競爭，我們會就此做好準備。

網站銷售業務是我們長遠的增長動力。我們將繼續實施不同的發展策略以擴大客戶基礎，從而把握全球線上市場的增長。具體而言，我們透過發展Q P Market Network (“**QPMN**”)，務求把我們的線上客製化方案推廣至全球線上業務營運商及客戶，而不受地域及文化界限所限制。我們亦擬借助與現有客戶的良好業務關係，推出線上合作項目，以建立信譽並有效地向新的合作夥伴推廣QPMN。

整體而言，本集團對海外桌遊市場及網站銷售業務的增長仍然充滿信心。本集團將繼續向相關業務單位投放資源，以提升競爭優勢及進一步擴展業務。製造商於二零二一年財政年度面對的外部因素（包括運輸成本飆升、物料成本波動、勞工成本不斷上漲及COVID-19疫情催化的其他風險）可能會於來年持續。本集團將繼續密切監察及評估該等不確定因素的發展，並採取適當措施以減輕其影響。

FINANCIAL REVIEW

Revenue

The Group achieved revenue of approximately HK\$1,389.8 million for FY2021, representing an increase of approximately 12.7% as compared with approximately HK\$1,232.6 million for FY2020. The increase in the Group's revenue for FY2021 was driven by the increase in both OEM sales and web sales.

The following table sets forth a breakdown of total revenue for the periods indicated by business segment:

		Year ended 31 December 截至十二月三十一日止年度			
		2021 二零二一年		2020 二零二零年	
		HK\$'000 千港元	%	HK\$'000 千港元	%
OEM sales	OEM銷售	1,191,030	85.7	1,074,643	87.2
Web sales	網站銷售	198,729	14.3	157,988	12.8
Total	總計	1,389,759	100.0	1,232,631	100.0

OEM sales increased from approximately HK\$1,074.6 million for FY2020 to approximately HK\$1,191.0 million for FY2021, representing an increase of approximately 10.8%. The increase was primarily due to the recovery of the global retail market after the COVID-19 pandemic situation had eased and the increase in sales to our major customers who principally purchase educational items, tabletop games and puzzles from us.

Web sales increased from approximately HK\$158.0 million for FY2020 to approximately HK\$198.7 million for FY2021, representing an increase of approximately 25.8%. The increase was primarily due to the surging demand for playing cards during the period of pandemic-driven e-commerce boom.

財務回顧

收益

本集團於二零二一年財政年度實現收益約1,389.8百萬港元，較二零二零年財政年度約1,232.6百萬港元增加約12.7%。本集團於二零二一年財政年度的收益有所增加乃由於OEM銷售及網站銷售增加所致。

下表載列於所示期間按業務分部劃分的總收益明細：

OEM銷售額由二零二零年財政年度的約1,074.6百萬港元增加至二零二一年財政年度的約1,191.0百萬港元，增幅約10.8%。其增加乃主要由於COVID-19疫情緩和後全球零售市場復甦及主要向我們購買幼教用品、桌遊及拼圖的主要客戶的銷售額增加所致。

網站銷售額由二零二零年財政年度的約158.0百萬港元增加至二零二一年財政年度的約198.7百萬港元，增幅約為25.8%。其增加乃主要由於在疫情帶動的電子商務蓬勃發展期間，對紙牌的需求激增所致。

MANAGEMENT DISCUSSION AND ANALYSIS
管理層討論及分析

The table below summarises the geographical revenue based on the destination of delivery for the periods indicated:

下表概述於各所示期間按交付目的地劃分的地區收益：

		Year ended 31 December 截至十二月三十一日止年度			
		2021 二零二一年		2020 二零二零年	
		HK\$'000 千港元	%	HK\$'000 千港元	%
The USA	美國	948,414	68.2	852,848	69.2
Europe	歐洲	255,129	18.4	197,261	16.0
The PRC	中國	96,836	7.0	97,059	7.9
Others	其他	89,380	6.4	85,463	6.9
Total	總計	1,389,759	100.0	1,232,631	100.0

The USA and Europe were the two largest overseas markets of the Group during the year, which in aggregate accounted for 86.6% and 85.2% of the total revenue for FY2021 and FY2020, respectively. The increase in sales to the United States market was mainly attributable to the increase in demand for educational items of one of our major customers and the increase in demand of our web sales products. The increase in sales to the European market was mainly due to the economic recovery from the COVID-19 pandemic and the Group having successfully secured orders from new customers based in Europe.

美國及歐洲為本集團年內兩大海外市場，合計分別佔二零二一年財政年度及二零二零年財政年度總收益的86.6%及85.2%。向美國市場的銷售額增加主要歸因於我們其中一名主要客戶對幼教用品的需求增加及我們網站銷售的產品需求上升。向歐洲市場的銷售增長乃主要由於經濟由COVID-19疫情中復甦及本集團成功從位於歐洲的新客戶獲取訂單。

Cost of sales

The Group's cost of sales mainly consists of the cost of raw materials, staff costs in relation to production, sub-contracting charges, depreciation, utilities and factory overheads. The Group recorded an increase in cost of sales of approximately 20.6% from approximately HK\$795.8 million for FY2020 to approximately HK\$959.7 million for FY2021. The increase in cost of sales was primarily attributable to (i) the increase in raw material costs as a result of the appreciation of RMB against HKD and the increase in the use of paper, auxiliary accessories and other materials in our production as a result of the increase in revenue for FY2021 as compared with the corresponding period; (ii) the increase in staff costs as a result of the increase in the number of production staff and the absence of reductions and exemptions of several corporate social insurance premiums for enterprises in the PRC recorded in FY2020; and (iii) the increase in sub-contracting charges as a result of the increase in OEM sales and the utilisation rate of production capacity of the Group reaching its peak for a certain period of time.

Gross profit and gross profit margin

For FY2021, the gross profit of the Group was approximately HK\$430.1 million, representing a decrease of approximately HK\$6.8 million or 1.5% as compared with approximately HK\$436.9 million recorded in FY2020. The gross profit margin decreased from approximately 35.4% for FY2020 to approximately 30.9% for FY2021, which was primarily attributable to the appreciation of RMB against HKD for FY2021; and the absence of reductions and exemptions of several corporate social insurance premiums for enterprises in the PRC recorded in FY2020, partially offset by the increase in the portion of our web sales which have a relatively higher gross profit margin compared to our OEM sales.

銷售成本

本集團的銷售成本主要包括原材料成本、與生產相關的員工成本、分包費用、折舊、公用設施費用及工廠日常開支。本集團錄得銷售成本由二零二零年財政年度的約795.8百萬港元增加約20.6%至二零二一年財政年度的約959.7百萬港元。銷售成本增加主要由於(i)原材料成本增加，乃由於人民幣兌港元升值及隨二零二一財政年度收益較相應時期增加而導致在生產中使用紙張、輔助性配件及其他物料的用量增加；(ii)員工成本增加，乃由於生產員工人數增加及相對於二零二零年財政年度中國企業的各项企業社會保險費並無錄得減免所致；及(iii)分包費用增加，乃由於OEM銷售增加以及本集團的產能使用率於某段時間內達到頂峰。

毛利及毛利率

於二零二一年財政年度，本集團的毛利約為430.1百萬港元，較二零二零年財政年度錄得的約436.9百萬港元減少約6.8百萬港元或1.5%。毛利率由二零二零年財政年度的約35.4%減少至二零二一年財政年度的約30.9%，其主要原因為於二零二一年財政年度人民幣兌港元升值；及相對於二零二零年財政年度中國企業的各项企業社會保險費並無錄得減免所致，惟部分被網站銷售佔比增加所抵銷，因網站銷售的毛利率較OEM銷售為高。

Other gains/(losses), net

The Group's other gains/(losses), net mainly consist of foreign exchange loss, fair value gain on derivative financial instruments and loss on disposal of property, plant and equipment. The Group's increase in other gains/decrease in other losses in FY2021 were primarily due to the fact that the Group entered into more forward foreign exchange contracts to hedge against currency fluctuation and therefore the Group recognised higher fair value gain on derivative financial instrument for FY2021 as compared with FY2020.

Other income, net

The Group's other income, net mainly consists of sales of scrap materials and government grants. The increase in other income, net was mainly due to the increase in sales of scrap materials, partially offset by the decrease in grants as a result of the absence of grant from the Employment Support Scheme of the HKSAR Government during FY2021.

Selling and distribution expenses

Our selling and distribution expenses primarily consist of transportation expenses, staff costs of our sales personnel, sales commission and service charges of payment gateways. The Group's selling and distribution expenses increased by approximately HK\$24.8 million or 22.8% from approximately HK\$108.8 million for FY2020 to approximately HK\$133.6 million for FY2021. The increase was mainly due to the increase in transportation expenses incurred in relation to the delivery of finished goods.

Administrative expenses

Our administrative expenses mainly comprise staff costs, depreciation and amortisation, and legal and professional fees. The Group's administrative expenses increased by approximately HK\$22.3 million, or 13.5%, from approximately HK\$165.2 million for FY2020 to approximately HK\$187.5 million for FY2021. The increase was primarily attributable to the increase in the number of senior staff during FY2021 as compared with FY2020 for the purpose of expanding the web sales business.

其他收益／(虧損)淨額

本集團的其他收益／(虧損)淨額主要包括匯兌虧損、衍生金融工具的公平值收益及出售物業、廠房及設備之虧損。本集團二零二一年財政年度的其他收益增加／其他虧損減少乃主要由於本集團訂立了更多的遠期外匯合約以對沖貨幣波動，因此本集團於二零二一年財政年度較二零二零年財政年度確認更多衍生金融工具公平值收益。

其他收入淨額

本集團的其他收入淨額主要包括銷售廢料及政府補助。其他收入淨額增加乃主要由於廢料銷售增加，部分被二零二一年財政年度並無自香港特區政府保就業計劃獲得政府補助導致補助減少所抵銷。

銷售及分銷開支

我們的銷售及分銷開支主要包括運輸費用、銷售人員員工成本、銷售佣金及支付網關服務費。本集團的銷售及分銷開支由二零二零年財政年度的約108.8百萬港元增加約24.8百萬港元或22.8%，至二零二一年財政年度的約133.6百萬港元。增加主要是由於交付成品所涉及的運輸開支增加。

行政開支

我們的行政開支主要包括員工成本、折舊及攤銷以及法律及專業費用。本集團的行政開支由二零二零年財政年度的約165.2百萬港元增加約22.3百萬港元或13.5%至二零二一年財政年度的約187.5百萬港元。增加乃主要由於為了擴大網站銷售業務，二零二一年財政年度的高級員工人數較二零二零年財政年度有所增加。

Finance costs, net

Our finance costs, net decreased by approximately HK\$2.3 million or 78.0% from approximately HK\$2.9 million for FY2020 to approximately HK\$0.6 million for FY2021, mainly due to the decrease in the average bank borrowings balance for FY2021 as compared with that of FY2020.

Income tax expense

Our income tax expense decreased by approximately HK\$18.3 million, or 60.9% from approximately HK\$30.1 million for FY2020 to approximately HK\$11.8 million for FY2021. The decrease was mainly due to one of the Group's subsidiaries becoming accredited as a high-tech enterprise in Guangdong Province, the PRC, and therefore being entitled to the preferential tax rate of 15% for three years from FY2021.

Profit for the year

The Group's profit decreased by approximately HK\$10.3 million or 8.0% from approximately HK\$129.3 million for FY2020 to approximately HK\$119.0 million for FY2021. The net profit margin decreased from approximately 10.5% for FY2020 to approximately 8.6% for FY2021. When excluding the non-recurring listing expenses for FY2020, the net profit would record a decrease of approximately 8.8% for FY2021 as compared with that of FY2020.

融資成本淨額

我們的融資成本淨額由二零二零年財政年度的約2.9百萬港元減少約2.3百萬港元或78.0%至二零二一年財政年度的約0.6百萬港元，乃主要由於二零二一年財政年度的平均銀行借款餘額較二零二零年財政年度有所減少。

所得稅開支

我們的所得稅開支由二零二零年財政年度的約30.1百萬港元減少約18.3百萬港元或60.9%至二零二一年財政年度的約11.8百萬港元。其減少主要由於本集團一間位於中國廣東省的附屬公司獲認證為高新技術企業，並因此由二零二一年財政年度起享有為期三年的15%優惠稅率。

年內溢利

本集團的溢利由二零二零年財政年度的約129.3百萬港元減少約10.3百萬港元或8.0%至二零二一年財政年度的約119.0百萬港元。純利率由二零二零年財政年度的約10.5%下降至二零二一年財政年度的約8.6%。當撇除二零二零年財政年度的非經常性上市費用，二零二一年財政年度的純利較二零二零年財政年度錄得減少約8.8%。

CAPITAL STRUCTURE

The shares (the “**Shares**”) of the Company were listed on The Stock Exchange of Hong Kong Limited (the “**Stock Exchange**”) on 16 January 2020 (the “**Listing**”). There has been no change in the share capital of our Group since then and share capital of our Group only comprises ordinary shares. As at the date of this annual report, the Company has 532,000,000 ordinary shares in issue.

The Group relies principally on its internally generated capital and bank borrowings to fund its business. Details of the borrowings (including the maturity profile of borrowings) are set out in note 29 to the consolidated financial statements.

LIQUIDITY AND FINANCIAL RESOURCES

During FY2021, the Group maintained a healthy liquidity position, with working capital mainly financed by internal resources. The Group adopts a prudent cash and financial management policy. We closely review trade receivable balances and any overdue balances on an ongoing basis and only trade with creditworthy parties. We closely monitor the Group’s liquidity position to ensure that the liquidity structure of the Group’s assets, liabilities and commitments can meet its funding requirements to manage liquidity risk.

As at 31 December 2021, the Group reported net current assets of approximately HK\$214.9 million, as compared with approximately HK\$232.5 million as at 31 December 2020. As at 31 December 2021, the Group’s cash and cash equivalents was approximately HK\$158.8 million, of which approximately HK\$62.5 million was denominated in HKD, approximately HK\$30.0 million was denominated in RMB, approximately HK\$64.5 million was denominated in United States dollars (“**USD**”) and the remaining balance was denominated in other currencies (31 December 2020: approximately HK\$236.7 million, of which approximately HK\$131.8 million was denominated in HKD, approximately HK\$64.8 million was denominated in RMB, approximately HK\$38.8 million was denominated in USD and the remaining balance was denominated in other currencies), representing a decrease of approximately HK\$77.9 million as compared with that as at 31 December 2020. The decrease was mainly due to the purchase of property, plant and equipment for the purpose of expanding the business scale of the Group.

資本結構

本公司股份(「**股份**」)於二零二零年一月十六日在香港聯合交易所有限公司(「**聯交所**」)上市(「**上市**」)。自此，本集團股本並無變化，本集團股本僅包括普通股。於本年報日期，本公司已發行普通股532,000,000股。

本集團主要依靠其內部產生資本及銀行借貸為其業務撥資。借款詳情(包括借款到期日)載列於綜合財務報表附註29。

流動資金及財務資源

本集團於二零二一年財政年度維持健康的流動資金狀況，營運資金主要由內部資源提供。本集團採取審慎的現金及財務管理政策。我們會持續密切檢視貿易應收款項結餘及任何逾期結餘，並只會與具信譽的有關方進行貿易。我們密切監察本集團的流動資金狀況，以確保由本集團的資產、負債及承擔所組成的流動資金架構可滿足其資金需求，以管控流動資金風險。

於二零二一年十二月三十一日，本集團報告流動資產淨值約214.9百萬港元，而於二零二零年十二月三十一日則約為232.5百萬港元。於二零二一年十二月三十一日，本集團的現金及現金等價物約為158.8百萬港元，其中約62.5百萬港元以港元計值、約30.0百萬港元以人民幣計值、約64.5百萬港元以美元(「**美元**」)計值及餘款以其他貨幣計值(二零二零年十二月三十一日：約為236.7百萬港元，其中約131.8百萬港元以港元計值、約64.8百萬港元以人民幣計值、約38.8百萬港元以美元計值及餘款以其他貨幣計值)，較於二零二零年十二月三十一日減少約77.9百萬港元。該減少的主要原因為購買物業、廠房及設備以為擴大本集團的業務規模。

As at 31 December 2021, total borrowings and lease liabilities for the Group amounted to approximately HK\$88.9 million (31 December 2020: approximately HK\$92.9 million). The borrowings were denominated in HKD and lease liabilities were denominated in HKD and RMB. All bank borrowings are at floating rates and lease liabilities are at fixed rates.

For FY2021, the net cash generated from operating activities was approximately HK\$116.2 million (FY2020: approximately HK\$193.6 million). The net cash generated from operating activities was mainly derived from the profits recorded during the review period. The net cash used in investing activities was approximately HK\$112.6 million (FY2020: approximately HK\$47.7 million). The net cash used in financing activities was approximately HK\$82.9 million (FY2020: approximately HK\$17.9 million). For FY2021, the net cash used in investing activities was mainly attributable to payment in relation to the purchase of property, plant and equipment, and the net cash used in financing activities was mainly attributable to the dividend payment.

CONTINGENT LIABILITIES

As at 31 December 2021, the Group had no significant contingent liabilities (31 December 2020: nil).

CAPITAL COMMITMENTS

As at 31 December 2021, the Group had approximately HK\$25.0 million (31 December 2020: approximately HK\$6.4 million) capital commitments in relation to the purchase of property, plant and equipment.

於二零二一年十二月三十一日，本集團的借款總額及租賃負債約為88.9百萬港元(二零二零年十二月三十一日：約92.9百萬港元)。借款以港元計值，而租賃負債則以港元及人民幣計值。所有銀行借款按浮息計息，而租賃負債則以定息計息。

於二零二一年財政年度，經營活動所得現金淨額約為116.2百萬港元(二零二零年財政年度：約193.6百萬港元)。經營活動所得現金淨額乃主要來自回顧期內錄得的溢利。投資活動所用現金淨額約為112.6百萬港元(二零二零年財政年度：約47.7百萬港元)。融資活動所用現金淨額約為82.9百萬港元(二零二零年財政年度：約17.9百萬港元)。於二零二一年財政年度，投資活動所用現金淨額主要歸因於購買物業、廠房及設備的付款，而融資活動所用現金淨額主要用於支付股息。

或然負債

於二零二一年十二月三十一日，本集團並無重大或然負債(二零二零年十二月三十一日：無)。

資本承擔

於二零二一年十二月三十一日，本集團就購買物業、廠房及設備的資本承擔約為25.0百萬港元(二零二零年十二月三十一日：約6.4百萬港元)。

GEARING RATIO

Gearing ratio is calculated by the total debt (being borrowings and lease liabilities) divided by the total equity as at the end of the respective reporting periods and multiplied by 100%. The Group's gearing ratio was approximately 10.5% and 11.8% as at 31 December 2021 and 2020, respectively.

We closely monitor our gearing ratio, analyse the maturity profiles of our borrowings and manage our liquidity level to ensure a sufficient cash flow to service our indebtedness and meet cash requirements arising from our business. We will explore various financing opportunities to improve our capital structure and reduce our cost of capital.

EXPOSURE TO FLUCTUATIONS IN EXCHANGE RATES AND RELATED HEDGES

As the Group is headquartered in Hong Kong and our production facilities are primarily located in the PRC, most of our production cost and operating expenses are primarily denominated in HKD and RMB, while our revenue is mainly denominated in USD and HKD, and we are exposed to foreign currency risks primarily as a result of revenue, production costs and operating expenses that are denominated in foreign currencies other than HKD. The Group's foreign currency exposure also comprises assets and liabilities denominated in currencies other than the subsidiaries' functional currencies.

The Group has set up a policy to manage its foreign currency risk by closely monitoring the movement of the foreign currency rates and employing financial instruments for hedging should the need arise. The Group does not adopt a formal hedge accounting policy. During FY2021, the Group entered into certain forward foreign exchange contracts based on actual demand to sell USD and purchase RMB with licensed financial institutions in Hong Kong. The Group categorises these contracts as being entered into for hedging purposes.

資本負債比率

資本負債比率乃按總債務(即借款及租賃負債)除以有關報告期間結束時之總權益再乘以100%計算。於二零二一年及二零二零年十二月三十一日，本集團的資本負債比率分別約為10.5%及11.8%。

我們會密切監察資本負債比率，分析借款的到期情況並管理流動資金水平，以確保有足夠的現金流量償還債務，並滿足業務產生的現金需求。我們會探索各種融資機會，以改善我們的資本結構並降低資本成本。

面對匯率波動風險及相關對沖

由於本集團的總部位於香港，生產設施主要位於中國，我們的大部分生產成本及營運開支主要以港元及人民幣計值，惟我們的收益主要以美元及港元計值，以及我們須承受外幣風險，主要由於我們以港元以外的外幣計值的收益、生產成本及營運開支所致。本集團的外幣風險亦包括以附屬公司功能貨幣以外的貨幣計值的資產及負債。

本集團已制定政策，透過密切監察外幣匯率的變動管理外幣風險，並在有需要時採用金融工具進行對沖。本集團並無採用正式的對沖會計政策。於二零二一年財政年度，本集團與若干香港持牌金融機構訂立若干遠期外匯合約，按照實際需求出售美元及購買人民幣。本集團將該等合約歸類為為對沖目的而訂立的合約。

As at 31 December 2021, the notional principal amounts of the outstanding forward foreign exchange contracts were approximately HK\$358.8 million (31 December 2020: HK\$117.0 million). For FY2021, fair value gain on derivative financial instruments of approximately HK\$13.7 million (FY2020: HK\$3.9 million) was recognised in the consolidated statement of profit or loss and other comprehensive income.

SIGNIFICANT INVESTMENTS

As at 31 December 2021, the Group did not hold any significant investments (31 December 2020: nil).

MATERIAL ACQUISITIONS OR DISPOSAL OF SUBSIDIARIES, ASSOCIATES AND JOINT VENTURES

On 29 June 2021, the Group entered into a memorandum of understanding with a lessor, an independent third party, for the sublease (“**Sublease**”) of a plot of land with an area of approximately 40,000 square meters for a term of 48 years for a total consideration of approximately VND65,319,535,000 (equivalent to approximately HK\$21,988,000) in Vietnam. Details of the memorandum of understanding in respect of the Sublease were disclosed in the announcement of the Company dated 29 June 2021. On 21 December 2021, the Group entered into a contract for infrastructure leasing and the land Sublease (“**Contract**”) with the lessor. The Contract and the Sublease do not constitute a notifiable transaction of the Company under Chapter 14 of the Rules Governing the Listing of Securities on the Stock Exchange (the “**Listing Rules**”).

於二零二一年十二月三十一日，未到期遠期外匯合約的名義本金額約為358.8百萬港元(二零二零年十二月三十一日：117.0百萬港元)。於二零二一年財政年度，衍生金融工具的公平值收益約為13.7百萬港元(二零二零年財政年度：3.9百萬港元)，已於綜合損益及其他全面收益表確認。

重大投資

於二零二一年十二月三十一日，本集團並無持有任何重大投資(二零二零年十二月三十一日：無)。

附屬公司、聯營公司及合營企業的重大收購或出售事項

於二零二一年六月二十九日，本集團與一名出租人(為獨立第三方)訂立一份諒解備忘錄，以分租(「分租」)越南的一塊面積約為40,000平方米的土地，為期48年，總代價約為65,319,535,000越南盾(相當於約21,988,000港元)。有關分租的諒解備忘錄詳情於本公司日期為二零二一年六月二十九日的公告中披露。於二零二一年十二月二十一日，本集團與一名出租人訂立基建租賃及土地分租合約(「合約」)。該合約及分租並不構成聯交所證券上市規則(「上市規則」)第14章項下本公司須予公佈的交易。

On 30 June 2021, the Group acquired from Mr. Leung Pui Wing, an independent third party, for the entire issued share capital of Universe Oriental Enterprise Limited (“**Universe Oriental**”) at the adjusted consideration of approximately HK\$10,156,000. On 8 July 2021, the Group entered into the sale and purchase agreements with Mr. Tsang Siu Cheong and Mr. Wong Ka Ming, each an independent third party, to acquire the entire issued share capital of Brighten Wish Limited (“**Brighten Wish**”), Goldenway Fortune Limited (“**Goldenway Fortune**”), Mega Access Capital Resources Limited (“**Mega Access**”) and Billion Space Development Limited (“**Billion Space**”) and take the assignment of the directors’ loans free from encumbrances at the aggregate consideration of HK\$41,800,000 (subject to adjustments) (the “**Acquisitions**”). The Acquisitions were completed at the adjusted consideration of approximately HK\$41,837,000 on 20 July 2021. Universe Oriental, Brighten Wish, Goldenway Fortune, Mega Access and Billion Space are principally engaged in property investment and hold office premises located at Flat C, D, E, F and G, on the 21st Floor of Kings Wing Plaza 2, No. 1 On Kwan Street, Shatin, New Territories, Hong Kong, respectively. In addition, the Group acquired two car park spaces located at Kings Wing Plaza 2 from Mr. Tsang Siu Cheong and Mr. Wong Ka Ming at the aggregate consideration of HK\$5,560,000 on 15 December 2020. The Acquisitions constitute discloseable transactions under Chapter 14 of the Listing Rules of the Company. Details of the Acquisitions were set out in the Company’s announcement dated 8 July 2021.

Save as disclosed above, the Group did not have any material acquisitions or disposals of subsidiaries, associates and joint ventures during FY2021 (FY2020: nil).

於二零二一年六月三十日，本集團向一名獨立第三方梁沛永先生收購國際東方企業有限公司(「國際東方」)的全部已發行股本，經調整代價約為10,156,000港元。於二零二一年七月八日，本集團與均為獨立第三方的曾兆昌先生及王嘉銘先生訂立買賣協議，以收購皇富有限公司(「皇富」)、金利富威有限公司(「金利富威」)、富通資本有限公司(「富通」)及億星發展有限公司(「億星」)的全部已發行股本，並承接無產權負擔董事貸款轉讓，待調整代價合共為41,800,000港元(「收購事項」)。收購事項已於二零二一年七月二十日完成，經調整代價約為41,837,000港元。國際東方、皇富、金利富威、富通及億星主要從事物業投資，並分別持有位於香港新界沙田安群街1號京瑞廣場2期21樓C、D、E、F及G室的辦公室物業。此外，本集團已於二零二零年十二月十五日向曾兆昌先生及王嘉銘先生收購兩個位於京瑞廣場2期的停車位，代價合共為5,560,000港元。收購事項構成上市規則第十四章下本公司的須予披露交易。收購事項的詳情載於本公司日期為二零二一年七月八日的公告。

除上文所披露者外，本集團於二零二一年財政年度並無任何附屬公司、聯營公司及合營企業的重大收購或出售事項(二零二零年財政年度：無)。

FUTURE PLANS FOR MATERIAL INVESTMENTS OR CAPITAL ASSETS

Save as those disclosed in this annual report, there were no other plans for material investments or capital assets during the year under review.

PLEDGE OF ASSETS

As at 31 December 2021, right-of-use assets amounted to approximately HK\$57.8 million (2020: HK\$59.1 million) and property, plant and equipment amounted to approximately HK\$33.4 million (2020: HK\$35.0 million) have been charged as security for bank borrowings of the Group.

Details of pledge of assets are set out in note 29 to the consolidated financial information.

USE OF PROCEEDS

The Shares of the Company were listed on the Main Board of the Stock Exchange on 16 January 2020 of which 133,000,000 ordinary shares (comprising 13,300,000 Hong Kong offer shares and 119,700,000 international placing shares) had been allotted and issued under the global offering, at an offer price of HK\$1.18 per Share. The actual net proceeds from the listing of the Company's shares on 16 January 2020 (the "**Listing**") were approximately HK\$111.9 million (after deduction of the listing expenses).

As at 30 March 2022, the Company has not yet utilised the net proceeds from the Listing of approximately HK\$63.1 million (the "**Unutilised Net Proceeds**").

重大投資或資本資產的未來計劃

除本年報所披露者外，於回顧年度並無其他有關重大投資或資本資產的計劃。

資產抵押

於二零二一年十二月三十一日，約57.8百萬港元(二零二零年：59.1百萬港元)的使用權資產及約33.4百萬港元(二零二零年：35.0百萬港元)的物業、廠房及設備已用作本集團銀行借款的抵押。

有關資產抵押的詳情載於綜合財務資料報表附註29。

所得款項用途

本公司的股份於二零二零年一月十六日在聯交所主板上市，其中133,000,000股普通股(包括13,300,000股香港發售股份及119,700,000股國際配售股份)已透過全球發售按發售價每股股份1.18港元配發及發行。本公司股份於二零二零年一月十六日上市(「上市」)的實際所得款項淨額約為111.9百萬港元(經扣除上市開支)。

於二零二二年三月三十日，本公司尚未動用上市所得款項淨額約63.1百萬港元(「尚未動用所得款項淨額」)。

MANAGEMENT DISCUSSION AND ANALYSIS

管理層討論及分析

The table below sets out an adjusted allocation as adjusted in the same manner and same proportions as shown in the Prospectus and the actual use of the net proceeds:

下表載列所得款項淨額經調整分配(按招股章程所示的相同方式及相同比例調整)及實際用途:

		Actual use of net proceeds up to 31 December 2021 直至二零二一年十二月三十一日所得款項淨額的實際用途 HK\$'000 千港元	Unutilised net proceeds as at 31 December 2021 於二零二一年十二月三十一日尚未動用所得款項淨額 HK\$'000 千港元	Unutilised net proceeds as at 30 March 2022 於二零二二年三月三十日尚未動用所得款項淨額 HK\$'000 千港元	Revised allocation of the Unutilised Net Proceeds 經修訂尚未動用所得款項淨額用途 HK\$'000 千港元	Expected timeline for utilising the remaining net proceeds 動用餘下所得款項淨額的預期時間表 (Note 1) (附註1)
Enhance the Group's production capacity and operational flexibility 提高本集團的生產能力及經營靈活性						
– Developing production support in Southeast Asia through subcontracting agreement – 透過分包協議開發在東南亞的產能		12,081	(12,081)	–	–	N/A 不適用
– Setting up Vietnam production site by acquisition of the suitable factory building (Note 2) – 透過收購合適的廠房設立越南生產場地(附註2)		12,081	–	12,081	12,081	N/A 不適用
– Acquiring new machines for the production site in Vietnam (Note 2) – 購買新機器以供越南生產場地使用(附註2)		34,564	–	34,564	34,564	N/A 不適用
– Setting up Vietnam production site by construction of a factory building (Note 2) – 透過興建廠房設立越南生產場地(附註2)		–	–	–	46,645	By 31 December 2022 二零二二年十二月三十一日前
Optimise the Group's product mix and production specialisation by, among others, reallocating the Group's production capacity to Heshan and enhancing the Group's operational efficiency 通過(其中包括)將本集團的產能重新分配至鶴山及提升本集團的運營效率,以優化本集團的產品組合及生產專業度		27,964	(8,610)	19,354	14,977	14,977 By 31 December 2022 二零二二年十二月三十一日前
Enhance the Group's technological capability and upgrading the Group's IT infrastructure 提升本集團的技術能力及升級本集團的資訊科技基礎設施		13,087	(11,056)	2,031	1,495	1,495 By 31 December 2022 二零二二年十二月三十一日前
Working capital and other general corporate purposes 營運資金及其他一般企業用途		12,081	(12,081)	–	–	N/A 不適用
		111,858	(43,828)	68,030	63,117	63,117

Note 1: Due to the uncertain economic and market conditions primarily driven by the outbreak of COVID-19, certain plans as stated in the Prospectus have been deferred. The expected timeline for utilising the remaining net proceeds is based on the best estimation of the future market conditions made by the Group. It might be subject to changes based on the current and future development of the market conditions.

附註1: 鑑於主要由COVID-19爆發帶來的經濟及市況不確定性,招股章程所載之若干計劃有所延誤。動用餘下所得款項淨額的預期時間表乃基於本集團對未來市場狀況的最佳估計而作出。其可能因市場狀況目前及未來發展出現變動。

Note 2: As disclosed in the Prospectus, for the portion of net proceeds from the Listing which is intended for “enhance the Group’s production capacity and operational flexibility”, the Group originally intended to utilise the net proceeds of (i) approximately HK\$12.1 million for setting up Vietnam production site by acquisition of the suitable factory building and (ii) approximately HK\$34.6 million for acquiring new machines for the production site in Vietnam. Accordingly, the Group entered into a non-legally binding memorandum of understanding (“MOU”) with a vendor, an independent third party, to acquire certain land, factories, machines and assets in Vietnam (collectively, the “Assets”) on 30 June 2020. Subsequently, the Group and the vendor have agreed to enter into the supplemental MOU on 29 December 2020 to extend the exclusivity period and the long stop date of the proposed acquisition. Details of the MOU and the supplemental MOU in relation to such proposed acquisition were disclosed in the announcements of the Company dated 30 June 2020 and 29 December 2020. As additional time is required for the partitioning of land title in respect of the land (which forms part of the Assets located in Hai Duong Province, Vietnam) for the parties to proceed with the acquisition contemplated under the MOU, in order to avoid undue delay of the Group’s plan to set up its own production site in Vietnam, the parties agreed to terminate the MOU accorded to the interests of both parties and the refundable deposit of HK\$20.0 million under the MOU and supplemental MOU was reclassified as part of the Unutilised Net Proceeds as at 31 December 2021.

As set out in “MATERIAL ACQUISITION OR DISPOSAL OF SUBSIDIARIES, ASSOCIATES AND JOINT VENTURES” above, the Group entered into the Contract with the lessor for the sublease of a plot of land with an area of approximately 40,000 square meters and the leasing of infrastructure in an industrial park in Ha Nam Province, Vietnam for a term of 48 years. Instead of acquiring a suitable factory building and new machines for the production site in Vietnam as originally intended, the Group plans to carry out the construction works for a factory, including office premises and the accompanying infrastructure for the production of the Group in its ordinary and usual course of business. Accordingly, the Board has resolved to reallocate a total of approximately HK\$46.6 million from the Unutilised Net Proceeds which was set for “setting up Vietnam production site by acquisition of the suitable factory building” and “acquiring new machines for the production site in Vietnam” purpose, and to re-designate these amounts for the purposes of “setting up Vietnam production site by construction of a factory building”. The Board does not consider the above change to be a material change in use of proceeds as the change still aims to help the Company to achieve its intended purpose of setting up the Group’s own production site in Vietnam. The Board is of the view that the change in use of the Unutilised Net Proceeds will allow the Group to meet the expansion needs of production capacity and is in the best interest of the Group and its Shareholders as a whole. Save as disclosed in this report, the Board confirms that there are no other changes to the use of the other net proceeds from the Listing. The Board will continuously assess the plan for the use of the Unutilised Net Proceeds and may revise or amend such plan when necessary to cope with the changing market conditions, and strive for better business performance of the Group.

The Unutilised Net Proceeds have been placed as bank deposits with licensed banks in Hong Kong as at the date of this report.

附註2: 誠如招股章程所披露，就上市所得款項淨額中擬用於「提高本集團的生產能力及經營靈活性」而言，本集團原本擬動用所得款項淨額(i)約12.1百萬港元作收購合適廠房以設立越南生產基地；及(ii)約34.6百萬港元用於購買新機器以供越南生產基地使用，因此，本集團已於二零二零年六月三十日與一名賣方(為獨立第三方)訂立不具法律約束力的諒解備忘錄(「**諒解備忘錄**」)以收購位於越南的若干土地、廠房、機器及資產(統稱「**資產**」)。隨後，本集團已於二零二零年十二月二十九日與賣方協議訂立補充諒解備忘錄，以延後建議收購的獨家期間及截止日期。諒解備忘錄及補充諒解備忘錄就有關該建議收購的詳情已於本公司日期為二零二零年六月三十日及二零二零年十二月二十九日的公告中披露。由於需要額外時間就土地(為位於越南海陽省資產的一部分)劃分土地所有權，以讓訂約方繼續進行諒解備忘錄項下擬進行的收購，為了避免本集團在越南設立自有生產基地的計劃出現不當延誤，各方同意就雙方利益終止諒解備忘錄，而諒解備忘錄及補充諒解備忘錄下的20.0百萬港元可退還按金重新分類為於二零二一年十二月三十一日部分尚未動用所得款項淨額。

誠如上文「附屬公司、聯營公司及合營企業的重大收購或出售事項」所載，本集團與出租人訂立一份合約，以分租越南河南省一個工業園內一塊面積約為40,000平方米的土地以及租賃基礎設施，為期48年。本集團沒有按原定計劃為越南的生產基地購置合適的廠房及新機器，而是計劃就一個廠房進行建設工程，當中包含辦公處所及附屬基建以供本集團在其日常及正常業務過程中進行生產之用。因此，董事會已議決自尚未動用所得款項淨額重新分配原用作「通過收購合適的廠房設立越南生產基地」及「購買新機器以供越南生產基地使用」的合共約46.6百萬港元，並將該筆款額改用作「通過興建廠房設立生產基地」。董事會認為上述變化不屬於所得款項用途的重大變動，因為該變動仍旨在幫助本公司實現在越南建立本集團自身的生產基地的擬定目的。董事會認為，更改尚未動用所得款項淨額用途將可讓本集團滿足產能擴張需要，並符合本集團及其股東的整體最佳利益。除本報告所披露者外，董事會確認，上市所得其他款項淨額用途並無其他更改。董事會將繼續評估尚未動用所得款項淨額用途的計劃，並在需要時修改或修訂該計劃以配合市況變化，並努力提升本集團的業務表現。

於本報告日期，尚未動用所得款項淨額已存入香港持牌銀行作為銀行存款。

EXECUTIVE DIRECTORS

Mr. CHENG Wan Wai (鄭穩偉), aged 63, is one of our founders, an executive Director, chairman of our Board and chief executive officer of our Company. Mr. Cheng was appointed as a Director in April 2018 and redesignated as an executive Director in January 2019. He is responsible for formulating overall strategies, planning and business directions of our Group. Mr. Cheng also serves as a director of Archer Praise Limited, Billion Space Development Limited, Brighten Wish Limited, boardgamesmaker.com Limited, createjigsawpuzzles.com Limited, DPI Laboratory Services Limited, Eternity Year Investment Limited, Goldenway Fortune Limited, makeplayingcards.com Limited, Mega Access Capital Resources Limited, Multi International Investment Group Limited, Printer's Studio Limited, Q P Enterprises Limited, QP Holdings Limited, Q P Holdings (Vietnam) Limited, Q P International Limited, Q P Printing Limited, Q P Sourcing Limited, Q P Technology Development Limited, Q P Trading Limited, Q P TRADING ASIA PTE. LTD., QP (HK) Limited, Radiant Keen Limited, Universe Oriental Enterprise Limited, and a director and legal representative of TianJin ZenSee Technology Co, Ltd., Taunus Printing (Heshan) Company Limited*, Dongguan ZenSee Product Testing Limited, Dongguan Zensee Printing Limited, Shenzhen Zen See Information Technology Co., Ltd.*, Q P Enterprise (Vietnam) Company Limited and Q P Trading (Vietnam) Company Limited. Mr. Cheng has over 35 years of experience in the printing industry. He established our Group in 1985 with Mr. Yeung Keng Wu Kenneth and served as a director of Q P Printing Limited since its incorporation. Mr. Cheng is the spouse of Ms. Hui Li Kwan, an executive Director of our Group.

Since December 2016, Mr. Cheng has been serving as a vice chairman of the board of directors of the Hongkong Shine Tak Foundation Association Limited, a charity organisation, and has been serving as a permanent honorary president since December 2014.

執行董事

鄭穩偉先生，63歲，我們的創始人之一，執行董事、董事會主席兼行政總裁。鄭先生於二零一八年四月獲委任為董事，且於二零一九年一月被調任為執行董事。彼負責制定本集團整體策略、規劃及業務方向。鄭先生亦擔任弘億有限公司、億星發展有限公司、皇富有限公司、boardgamesmaker.com Limited、createjigsawpuzzles.com Limited、雋思檢測服務有限公司、萬年投資有限公司、金利富威有限公司、makeplayingcards.com Limited、富通資本有限公司、萬達國際投資集團有限公司、Printer's Studio Limited、雋思企業有限公司、QP Holdings Limited、Q P Holdings (Vietnam) Limited、雋思國際企業有限公司、雋思印刷有限公司、雋思物料開發有限公司、雋思科技發展有限公司、雋思貿易有限公司、Q P TRADING ASIA PTE. LTD.、雋思(香港)有限公司、瑞兆有限公司、國際東方企業有限公司、天津雋思科技有限公司、騰達印刷(鶴山)有限公司、東莞市雋思產品檢測有限公司、東莞雋思印刷有限公司、深圳雋思信息科技有限公司、Q P Enterprise (Vietnam) Company Limited及Q P Trading (Vietnam) Company Limited的董事。鄭先生於印刷業擁有逾35年經驗。彼於一九八五年與楊鏡湖先生成立本集團，且自雋思印刷有限公司註冊成立起一直擔任其董事。鄭先生為本集團執行董事許莉君女士之配偶。

自二零一六年十二月以來，鄭先生一直擔任慈善機構香港善德基金會有限公司董事局副主席，並自二零一四年十二月以來一直為其永遠名譽會長之一。

Mr. YEUNG Keng Wu Kenneth (楊鏡湖), aged 63, is one of our founders and an executive Director, and is responsible for formulating overall strategies and planning, and overseeing the manufacturing operations of our Group. Mr. Yeung was appointed as our Director in April 2018 and redesignated as an executive Director in January 2019. Mr. Yeung also serves as a director of Archer Praise Limited, Billion Space Development Limited, Brighten Wish Limited, boardgamesmaker.com Limited, createjigsawpuzzles.com Limited, Eternity Year Investment Limited, Goldenway Fortune Limited, makeplayingcards.com Limited, Mega Access Capital Resources Limited, Multi International Investment Group Limited, Printer's Studio Limited, Q P Enterprises Limited, QP Holdings Limited, Q P Holdings (Vietnam) Limited, Q P International Limited, Q P Printing Limited, Q P Sourcing Limited, Q P Technology Development Limited, Q P Trading Limited, Q P TRADING ASIA PTE. LTD., QP (HK) Limited, Radiant Keen Limited, Universe Oriental Enterprise Limited, TianJin ZenSee Technology Co, Ltd. and Taunus Printing (Heshan) Company Limited*. He has over 35 years of experience in the printing industry. He established our Group in 1985 with Mr. Cheng Wan Wai and served as a director of Q P Printing Limited since its incorporation.

Between January 2012 and January 2017, Mr. Yeung had been a member of the 12th Dongguan Committee of the Chinese People's Political Consultative Conference. He has been serving as a permanent honorary president of Hongkong Shine Tak Foundation Association Limited, a charity organisation, since December 2014.

楊鏡湖先生，63歲，我們的創始人之一且為執行董事，負責制定本集團整體策略及規劃，並監督生產經營。楊先生於二零一八年四月獲委任為董事，且於二零一九年一月被調任為執行董事。楊先生亦擔任弘億有限公司、億星發展有限公司、皇富有限公司、boardgamesmaker.com Limited、createjigsawpuzzles.com Limited、萬年投資有限公司、金利富威有限公司、makeplayingcards.com Limited、富通資本有限公司、萬達國際投資集團有限公司、Printer's Studio Limited、雋思企業有限公司、QP Holdings Limited、Q P Holdings (Vietnam) Limited、雋思國際企業有限公司、雋思印刷有限公司、雋思物料開發有限公司、雋思科技發展有限公司、雋思貿易有限公司、Q P TRADING ASIA PTE. LTD.、雋思(香港)有限公司、瑞兆有限公司、國際東方企業有限公司、天津雋思科技有限公司及騰達印刷(鶴山)有限公司的董事。彼於印刷業擁有逾35年經驗，彼於一九八五年與鄭穩偉先生成立本集團，且自雋思印刷有限公司註冊成立起一直擔任其董事。

於二零一二年一月至二零一七年一月期間，楊先生一直為中國人民政治協商會議第十二屆東莞市委員會委員。自二零一四年十二月以來，彼一直為慈善機構香港善德基金會有限公司的永遠名譽會長之一。

Ms. LIU Shuk Yu Sanny (廖淑如), aged 59, is an executive Director, and is responsible for formulating strategic planning, overseeing overseas sales, human resources, administration and training functions of our Group. Ms. Liu was appointed as our Director in April 2018 and redesignated as an executive Director in January 2019. Ms. Liu also serves as a director of Archer Praise Limited, Billion Space Development Limited, Brighten Wish Limited, boardgamesmaker.com Limited, createjigsawpuzzles.com Limited, Eternity Year Investment Limited, Goldenway Fortune Limited, makeplayingcards.com Limited, Mega Access Capital Resources Limited, Multi International Investment Group Limited, Printer's Studio Limited, Q P Enterprises Limited, QP Holdings Limited, Q P Holdings (Vietnam) Limited, Q P International Limited, Q P Printing Limited, Q P Sourcing Limited, Q P Technology Development Limited, Q P Trading Limited, Q P TRADING ASIA PTE. LTD., QP (HK) Limited, Radiant Keen Limited, Universe Oriental Enterprise Limited, TianJin ZenSee Technology Co, Ltd. and Taunus Printing (Heshan) Company Limited*. She joined our Group in September 1990 and has over 35 years of experience in the printing industry. Ms. Liu obtained a degree of Executive Master of Business Administration from the Hong Kong University of Science and Technology in May 2004.

廖淑如女士，59歲，執行董事，負責制定本集團策略規劃、監督海外銷售、人力資源、行政及培訓職能。廖女士於二零一八年四月獲委任為董事，且於二零一九年一月被調任為執行董事。廖女士亦擔任弘億有限公司、億星發展有限公司、皇富有限公司、boardgamesmaker.com Limited、createjigsawpuzzles.com Limited、萬年投資有限公司、金利富威有限公司、makeplayingcards.com Limited、富通資本有限公司、萬達國際投資集團有限公司、Printer's Studio Limited、雋思企業有限公司、QP Holdings Limited、Q P Holdings (Vietnam) Limited、雋思國際企業有限公司、雋思印刷有限公司、雋思物料開發有限公司、雋思科技發展有限公司、雋思貿易有限公司、Q P TRADING ASIA PTE. LTD.、雋思(香港)有限公司、瑞兆有限公司、國際東方企業有限公司、天津雋思科技有限公司及騰達印刷(鶴山)有限公司的董事。彼於一九九零年九月加入本集團，在印刷業擁有逾35年經驗。廖女士於二零零四年五月取得香港科技大學行政人員工商管理碩士學位。

Mr. CHAN Wang Tao Thomas (陳宏道), aged 58, is an executive Director, and is responsible for overseeing business development and sales functions of our Group. Mr. Chan was appointed as our Director in April 2018 and redesignated as an executive Director in January 2019. Mr. Chan also serves as director of Archer Praise Limited, Billion Space Development Limited, Brighten Wish Limited, boardgamesmaker.com Limited, createjigsawpuzzles.com Limited, Eternity Year Investment Limited, Goldenway Fortune Limited, makeplayingcards.com Limited, Mega Access Capital Resources Limited, Multi International Investment Group Limited, Product Innovator Limited, Printer's Studio Limited, Q P Enterprises Limited, QP Holdings Limited, Q P Holdings (Vietnam) Limited, Q P International Limited, Q P Printing Limited, Q P Sourcing Limited, Q P Technology Development Limited, Q P Trading Limited, Q P TRADING ASIA PTE. LTD., QP (HK) Limited, Radiant Keen Limited and Universe Oriental Enterprise Limited. He joined our Group in October 2000 and possesses over 20 years of experience in the paper-based items manufacturing and printing industry. Mr. Chan obtained a degree of Executive Master of Business Administration from The Chinese University of Hong Kong in November 2013.

陳宏道先生，58歲，執行董事，負責監督本集團的業務發展及銷售職能。陳先生於二零一八年四月獲委任為董事，且於二零一九年一月被調任為執行董事。陳先生亦擔任弘億有限公司、億星發展有限公司、皇富有限公司、boardgamesmaker.com Limited、createjigsawpuzzles.com Limited、萬年投資有限公司、金利富威有限公司、makeplayingcards.com Limited、富通資本有限公司、萬達國際投資集團有限公司、創意產品發展有限公司、Printer's Studio Limited、雋思企業有限公司、QP Holdings Limited、Q P Holdings (Vietnam) Limited、雋思國際企業有限公司、雋思印刷有限公司、雋思物料開發有限公司、雋思科技發展有限公司、雋思貿易有限公司、Q P TRADING ASIA PTE. LTD.、雋思(香港)有限公司、瑞兆有限公司及國際東方企業有限公司的董事。彼於二零零零年十月加入本集團，於紙製品製造及印刷業擁有逾20年經驗。陳先生於二零一三年十一月取得香港中文大學行政人員工商管理碩士學位。

BIOGRAPHICAL DETAILS OF DIRECTORS AND SENIOR MANAGEMENT 董事及高級管理層履歷

Ms. HUI Li Kwan (許莉君), aged 60, is an executive Director, and is responsible for managing material development and supply. Ms. Hui was appointed as our Director in April 2018 and redesignated as an executive Director in January 2019. Ms. Hui also serves as a director of Archer Praise Limited, Billion Space Development Limited, Brighten Wish Limited, boardgamesmaker.com Limited, createjigsawpuzzles.com Limited, Eternity Year Investment Limited, Goldenway Fortune Limited, makeplayingcards.com Limited, Mega Access Capital Resources Limited, Multi International Investment Group Limited, Printer's Studio Limited, Q P Enterprises Limited, QP Holdings Limited, Q P Holdings (Vietnam) Limited, Q P International Limited, Q P Printing Limited, Q P Sourcing Limited, Q P Technology Development Limited, Q P Trading Limited, Q P TRADING ASIA PTE. LTD., QP (HK) Limited, Radiant Keen Limited and Universe Oriental Enterprise Limited. She joined our Group in July 1985 and has over 35 years of experience in the printing industry. Ms. Hui is the spouse of Mr. Cheng Wan Wai, an executive Director and chairman of our Group.

許莉君女士，60歲，執行董事，負責管理物料開發及供應。許女士於二零一八年四月獲委任為董事，且於二零一九年一月被調任為執行董事。許女士亦擔任弘億有限公司、億星發展有限公司、皇富有限公司、boardgamesmaker.com Limited、createjigsawpuzzles.com Limited、萬年投資有限公司、金利富威有限公司、makeplayingcards.com Limited、富通資本有限公司、萬達國際投資集團有限公司、Printer's Studio Limited、雋思企業有限公司、QP Holdings Limited、Q P Holdings (Vietnam) Limited、雋思國際企業有限公司、雋思印刷有限公司、雋思物料開發有限公司、雋思科技發展有限公司、雋思貿易有限公司、Q P TRADING ASIA PTE. LTD.、雋思(香港)有限公司、瑞兆有限公司及國際東方企業有限公司的董事。彼於一九八五年七月加入本集團，於印刷業擁有逾35年經驗。許女士為本集團執行董事及主席鄭穩偉先生之配偶。

Mr. MAK Chin Pang (麥展鵬), aged 50, is an executive Director, and is responsible for overseeing administrative and legal compliance matters, accounting and corporate finance functions of our Group. He was appointed as our Director in April 2018 and redesignated as an executive Director in January 2019. Mr. Mak also serves as a director of Archer Praise Limited, Billion Space Development Limited, Brighten Wish Limited, boardgamesmaker.com Limited, createjigsawpuzzles.com Limited, DPI Laboratory Services Limited, Eternity Year Investment Limited, Goldenway Fortune Limited, makeplayingcards.com Limited, Mega Access Capital Resources Limited, Multi International Investment Group Limited, Product Innovator Limited, Printer's Studio Limited, Q P Enterprises Limited, QP Holdings Limited, Q P Holdings (Vietnam) Limited, Q P International Limited, Q P Printing Limited, Q P Sourcing Limited, Q P Technology Development Limited, Q P Trading Limited, Q P TRADING ASIA PTE. LTD., QP (HK) Limited, Radiant Keen Limited and Universe Oriental Enterprise Limited. He is the chairman of the risk management committee and a member of the remuneration committee and nomination committee of our Company. He joined our Group in May 2001 and has over 20 years of experience in accounting, finance, corporate governance, capital management and strategic planning matters.

Mr. Mak obtained a degree of Bachelor of Business Administration in Finance from the Hong Kong University of Science and Technology in November 1994. He is a member of the Hong Kong Institute of Certified Public Accountants, a fellow member of the Association of Chartered Certified Accountants and a member of the Hong Kong Institute of Directors. He also obtained Six Sigma Green Belt from Six Sigma Institute in July 2013.

麥展鵬先生，50歲，執行董事，負責監督本集團行政及法律合規事宜、會計及企業融資職能。彼於二零一八年四月獲委任為董事，並於二零一九年一月被調任為執行董事。麥先生亦擔任弘億有限公司、億星發展有限公司、皇富有限公司、boardgamesmaker.com Limited、createjigsawpuzzles.com Limited、雋思檢測服務有限公司、萬年投資有限公司、金利富威有限公司、makeplayingcards.com Limited、富通資本有限公司、萬達國際投資集團有限公司、創意產品發展有限公司、Printer's Studio Limited、雋思企業有限公司、QP Holdings Limited、Q P Holdings (Vietnam) Limited、雋思國際企業有限公司、雋思印刷有限公司、雋思物料開發有限公司、雋思科技發展有限公司、雋思貿易有限公司、Q P TRADING ASIA PTE. LTD.、雋思(香港)有限公司、瑞兆有限公司及國際東方企業有限公司的董事。彼為本公司風險管理委員會主席以及薪酬委員會及提名委員會成員。彼於二零零一年五月加入本集團，於會計、財務、企業管治、資本管理及策略規劃方面擁有逾20年經驗。

麥先生於一九九四年十一月畢業於香港科技大學，取得工商管理(金融)學士學位。彼為香港會計師公會會員、特許公認會計師公會資深會員，亦為香港董事學會會員。彼亦於二零一三年七月自六式碼學會取得六式碼綠帶。

INDEPENDENT NON-EXECUTIVE DIRECTORS

Mr. CHAN Hiu Fung Nicholas (陳曉峰), *MH, JP*, aged 48, was appointed as our independent non-executive Director in December 2019. He is also the chairman of the remuneration committee and a member of the audit committee, nomination committee and risk management committee of our Company. Mr. Chan is currently a practising solicitor in Hong Kong and has over 20 years of experience in the legal practice. He has become a partner of Squire Patton Boggs, a law firm since September 2005.

Mr. Chan was admitted to practise law as a solicitor in Hong Kong in May 1999 and has since then become a member of The Law Society of Hong Kong. He served as a council member of The Law Society of Hong Kong from December 2014 to May 2019. He was also admitted to practice law in the Australian Capital Territory and Victoria, Australia in June 1997 and October 2000, respectively, and was admitted to practice as a solicitor in England and Wales in October 2007. Mr. Chan graduated from The University of Melbourne, Australia, with a double degree of Bachelor of Laws and Bachelor of Science in March 1997.

獨立非執行董事

陳曉峰先生，榮譽勳章、太平紳士，48歲，於二零一九年十二月獲委任為我們的獨立非執行董事。彼亦為本公司薪酬委員會主席及審核委員會、提名委員會及風險管理委員會成員。陳先生現為香港執業律師，於法律實務方面擁有逾20年經驗。彼自二零零五年九月成為翰宇國際律師事務所合夥人。

陳先生於一九九九年五月在香港取得執業律師資格，並自此成為香港律師會會員。彼自二零一四年十二月至二零一九年五月擔任香港律師會理事會成員。彼亦於一九九七年六月及二零零零年十月分別在澳洲首都領地及澳洲維多利亞省取得執業律師資格，並於二零零七年十月獲取英格蘭及威爾斯的執業律師資格。陳先生於一九九七年三月畢業於澳洲墨爾本大學，並取得法學學士及理學學士雙學位。

Mr. Chan served as a council member of The Hong Kong University of Science and Technology from April 2016 to March 2022. He was appointed as a member to the Legal Aid Services Council for a term of two years from September 2018 and was re-appointed to serve for another term of two years from September 2020. He has also been appointed as a member of the Hospital Governing Committee of Castle Peak Hospital and Siu Lam Hospital, and as a lay assessor to the Medical Council of Hong Kong. Since November 2018, Mr. Chan has been serving as a council member of Fu Hong Society, a non-governmental organisation in Hong Kong dedicated to help the mentally handicapped and those in need to live with dignity. He was appointed as chairman and has been re-designated as vice chairman of eBRAM International Online Dispute Resolution Centre Limited (formerly known as eBRAM Centre Limited), an independent and not-for-profit organisation under Hong Kong law as a company limited by guarantee since May 2020. Since June 2021, Mr. Chan has become a non-club-linked director of the board of the Hong Kong Football Association with a term until June 2025. Mr. Chan was appointed as a representative of the 13th National People's Congress of the PRC in 2019. He was awarded the Medal of Honours from the Government of the HKSAR in July 2016 and has also been appointed as a Justice of the Peace by the Government of the HKSAR since July 2021.

Mr. Chan has been appointed as an independent non-executive director of (i) Sa Sa International Holdings Limited (Stock Code: 178), since September 2019; (ii) Pangaea Connectivity Technology Limited (Stock Code: 1473), since January 2021; and (iii) Million Cities Holdings Limited (Stock Code: 2892), since December 2021, respectively. The shares of the abovementioned companies are listed on the Main Board of the Stock Exchange.

陳先生自二零一六年四月至二零二二年三月擔任香港科技大學校董會成員。彼獲委任為法律援助服務局成員，任期自二零一八年九月起為期兩年，並自二零二零年九月起另續任兩年。彼亦獲委任為青山醫院及小欖醫院之醫院管治委員會成員及香港醫務委員會業外審裁員。自二零一八年十一月起，陳先生一直擔任扶康會董事局成員，該會是一間在香港的非政府組織，致力於幫助智障人士及有需要人士有尊嚴地生活。彼獲委任為一邦國際網上仲調中心有限公司(前稱一帶一路仲裁及調解中心有限公司)(一間根據香港法律成立的獨立且非營利性有限責任公司)的主席，並自二零二零年五月起調任為副主席。自二零二一年六月起，陳先生成為香港足球總會與球會無聯繫之董事，任期直至二零二五年六月。陳先生於二零一九年獲委任為中華人民共和國第十三屆全國人大代表。彼於二零一六年七月獲得香港特區政府授予榮譽勳章，並自二零二一年七月起獲香港特區政府委任為太平紳士。

陳先生已獲委任為下列公司之獨立非執行董事：(i) 莎莎國際控股有限公司(股份代號：178)(自二零一九年九月起)；(ii) 環聯連訊科技有限公司(股份代號：1473)(自二零二一年一月起)；及(iii) 萬城控股有限公司(股份代號：2892)(自二零二一年十二月起)。上述公司之股份均於聯交所主板上市。

Prof. CHENG Man Chung Daniel (鄭文聰), *BBS, MH, JP*, aged 64, was appointed as our independent non-executive Director in December 2019. He is also the chairman of the nomination committee and a member of the audit committee, remuneration committee and risk management committee of our Company. He is a Fellow of The Hong Kong Institute of Engineers and a registered professional engineer of the Engineers Registration Board. He has over 20 years of experience in the engineering industry.

Since August 1993, he has been serving as the Managing Director of Dunwell Group (including Dunwell Industrial (Holdings) Limited Dunwell Technology (Holdings) Limited and Dunwell Enviro-Tech International Limited. The business of its group of companies covers collection and handling of waste oil, wastewater and chemical waste, manufacturing and installation of wastewater treatment and recycling system and provision of technical advisory services.

Prof. Cheng serves as the President of the Hong Kong Environmental Industry Association. Between July 2015 and July 2017, he served as the chairman of the Federation of Hong Kong Industries, and was appointed as its Honorary President since July 2017. He also currently serves as a member of the Chief Executive's Council of Advisers on Innovation and Strategic Development and the Committee on Innovation, Technology and Re-industrialisation.

Prof. Cheng was appointed by The University of Hong Kong as Honorary Professor for the period from March 2016 to February 2019 and as Adjunct Professor for the period from March 2019 to February 2021 in the Department of Industrial and Manufacturing Systems Engineering. He has also been appointed by The Hong Kong Polytechnic University as Professor of Practice (Management) in the Department of Management and Marketing. He was appointed as a Justice of the Peace by the Government of the HKSAR in July 2011. He was awarded the Bronze Bauhinia Star (BBS) in 2017 and the Medal of Honours in July 2007 from the Government of the HKSAR.

鄭文聰教授，銅紫荊星章、榮譽勳章、太平紳士，64歲，於二零一九年十二月獲委任為我們的獨立非執行董事。彼亦為本公司提名委員會主席及審核委員會、薪酬委員會及風險管理委員會成員。彼為香港工程師學會資深會員及工程師註冊管理局註冊專業工程師。彼於工程行業擁有逾20年的經驗。

彼自一九九三年八月起一直擔任正昌集團(包括正昌(集團)有限公司、正昌科技(集團)有限公司及正昌環保科技(集團)有限公司)的董事總經理。該集團公司之業務涵蓋廢油、廢水及化學廢物的收集及處理、廢水處理及回收系統的製造及安裝以及提供技術諮詢服務。

鄭教授擔任香港環保產業協會會長。彼於二零一五年七月至二零一七年七月期間擔任香港工業總會主席，且於二零一七年七月獲委任為其名譽會長。彼目前亦擔任行政長官創新及策略發展顧問團及創新、科技及再工業化委員會委員。

鄭教授獲香港大學任命為名譽教授，任期由二零一六年三月至二零一九年二月，並獲該校工業及製造系統工程系委任為客席教授，任期由二零一九年三月至二零二一年二月。彼亦獲香港理工大學委任為管理及市場系應用(管理)實務教授。彼於二零一一年七月獲香港特區政府委任為太平紳士。彼獲得香港特區政府於二零一七年頒發銅紫荊星章並於二零零七年七月獲頒發榮譽勳章。

In February 2014, Prof. Cheng received the Certificate of Congressional Recognition for his induction into the Hall of Fame Class of 2014 from the California State Polytechnic University, Pomona, the United States. He obtained a degree of Bachelor of Science in Industrial Engineering from the California State Polytechnic University, Pomona, the United States, in June 1981.

Mr. NG Shung (吳嵩), *JP (Australia)*, aged 58, was appointed as our independent non-executive Director in December 2019. He is also the chairman of the audit committee and a member of the remuneration committee, nomination committee and risk management committee of our Company. He is a fellow certified public accountant in Hong Kong and has over 10 years of experience in professional accounting. He has been operating publication business by serving as the chairman of the board of directors of Racing World Publications Limited since 2003.

Mr. Ng was admitted to the status of Certified Practising Accountant of the Australian Society of Certified Practising Accountants in September 1992, and was issued a Public Practice Certificate by the Australian Society of Certified Practising Accountants in February 1993. He was admitted as a fellow of the Hong Kong Institute of Certified Public Accountants (formerly known as the Hong Kong Society of Accountants) in March 1999. He obtained a degree of Bachelor of Economics from Macquarie University, Australia, in April 1986, and a degree of Master of Commerce in Organizational Behaviour from the University of New South Wales, Australia, in April 1988. He was also admitted as a fellow of The Hong Kong Institute of Director in January 2018.

鄭教授於二零一四年二月憑獲列入美國波莫納加州州立理工大學二零一四年度名人堂而獲頒發美國眾議院榮譽狀。彼於一九八一年六月取得美國波莫納加州州立理工大學工業工程理學學士學位。

吳嵩先生，*太平紳士(澳大利亞)*，58歲，於二零一九年十二月獲委任為我們的獨立非執行董事。彼亦為本公司審核委員會主席及薪酬委員會、提名委員會及風險管理委員會成員。彼為一名香港資深會計師，並於專業會計方面擁有逾10年經驗。彼自二零零三年起一直經營出版業務並擔任賽馬天下出版有限公司董事會主席。

吳先生於一九九二年九月成為澳洲會計師公會認可之執業會計師，並於一九九三年二月獲得澳洲會計師公會頒發的執業會計證書。彼於一九九九年三月獲准成為香港會計師公會(前稱香港會計師學會)資深會員。彼於一九八六年四月在澳洲麥覺理大學取得經濟學學士學位且於一九八八年四月取得澳洲新南威爾士大學商業(組織行為學)碩士學位。彼亦於二零一八年一月獲准成為香港董事學會資深會員。

BIOGRAPHICAL DETAILS OF DIRECTORS AND SENIOR MANAGEMENT 董事及高級管理層履歷

Mr. Ng had served in the Executive Committee of the Hong Kong Paralympic Committee & Sports Association For The Physically Disabled from 2009 to 2015, and had been the chairman of its public relations and marketing subcommittee from 2010 to 2013. He had served as an Elected Member of the General Committee of Riding For The Disabled Association Limited and as chairman of the Public Relations and Fundraising Subcommittee from 2003 to 2010 and from 2015 to 2016, respectively. He has also served as the vice-chairman of the International Liaison Subcommittee and vice-chairman of the Rehab Subcommittee of Riding For The Disabled Association Limited from 2011 to 2013 and from 2012 to 2015, respectively. He had also served as the president of Hong Kong Racehorse Owners Association from 2014 to 2015 and was appointed as a Voting Member of the Hong Kong Jockey Club in 2016. He was appointed as Justice of the Peace by the Government of New South Wales, Australia, in 1992, and was awarded Chief Executive's Commendation for Community Service by the Government of the HKSAR in 2009.

吳先生於二零零九年至二零一五年在香港殘疾人奧委會暨傷殘人士體育協會執行委員會任職，並於二零一零年至二零一三年擔任其公關及市務委員會主席。彼曾於二零零三年至二零一零年及二零一五年至二零一六年期間分別擔任香港傷健策騎協會有限公司理事會選任理事及公關及籌募委員會主席。彼亦於二零一一年至二零一三年及二零一二年至二零一五年分別擔任香港傷健策騎協會有限公司國際聯絡委員會副主席及復康委員會副主席。彼亦於二零一四年至二零一五年擔任香港馬主協會會長並於二零一六年獲委任為香港賽馬會遴選會員。彼於一九九二年獲澳大利亞新南威爾士政府委任為太平紳士，並於二零零九年獲香港特區政府頒發行政長官社區服務獎狀。

SENIOR MANAGEMENT

Mr. HUNG Wai Ming Kenny (洪偉明), aged 61, joined our Group in May 1994. Mr. Hung is the general manager of Taunus Printing (Heshan) Company Limited*, and is responsible for the management and supervision of the production and operation of Heshan factory. Mr. Hung had been served as a director of Q P International Limited between January 2018 and December 2020. Mr. Hung has over 30 years of experience in production management.

Mr. HA Kevin Tu Hao (何賜豪), aged 56, joined our Group in November 2003. Mr. Ha is the director of technology development of our Group, and is responsible for the management and supervision of our technology department. Mr. Ha had been served as a director of Q P International Limited between January 2018 and December 2020. Mr. Ha has over 20 years of experience in the printing and publishing industry.

Mr. WOO Yu Sing Kevin (胡銳成), aged 58, joined our Group in March 2018. Mr. Woo is the director of product integrity of our Group, and is responsible for the management and supervision of our product integrity department to safeguard the product integrity and safety, quality system and assurance, compliance, and environmental, occupational health and safety. Mr. Woo had been served as a director of DPI Laboratory Services Limited between March 2018 and December 2020. Mr. Woo has over 35 years of experience in the quality system, quality control and assurance management in the manufacturing industry, as well as the laboratory management.

Mr. CHU Chong Kei Elvis (朱創基), aged 58, joined our Group in November 2008. Mr. Chu is the director of quality assurance and compliance of our Group, and is responsible for the management and supervision of our quality assurance and compliance department. Mr. Chu had been served as a director of Q P International Limited between January 2018 and December 2020. Mr. Chu has over 25 years of experience in the quality control and assurance management in the manufacturing industry.

高級管理層

洪偉明先生，61歲，於一九九四年五月加入本集團。洪先生現任騰達印刷(鶴山)有限公司的總經理，負責管理及監督鶴山廠房的生產及營運業務。洪先生亦於二零一八年一月至二零二零年十二月擔任雋思國際企業有限公司的董事。洪先生擁有逾30年的生產管理經驗。

何賜豪先生，56歲，於二零零三年十一月加入本集團。何先生現任本集團的技術發展總監，負責管理及監督技術部門。何先生亦於二零一八年一月至二零二零年十二月擔任雋思國際企業有限公司的董事。何先生於印刷出版業擁有逾20年經驗。

胡銳成先生，58歲，於二零一八年三月加入本集團。胡先生現任本集團的產品整合總監，負責管理及監督產品整合部，以保障產品的整合及安全、質量體系及保證、合規性、以及環保、職業健康與安全。胡先生亦於二零一八年三月至二零二零年十二月擔任雋思產品檢測有限公司的董事。胡先生於製造業的質量體系、質量控制及保證管理以及實驗室管理方面擁有逾35年的經驗。

朱創基先生，58歲，於二零零八年十一月加入本集團。朱先生現任本集團的品質保證及遵章管理總監，負責管理及監督我們的品質保證及遵章部門。朱先生亦於二零一八年一月至二零二零年十二月擔任雋思國際企業有限公司的董事。朱先生於製造業擁有逾25年的質量控制與保證管理經驗。

BIOGRAPHICAL DETAILS OF DIRECTORS AND SENIOR MANAGEMENT 董事及高級管理層履歷

Mr. CHEUNG Chun Man (張俊文), aged 49, joined our Group in October 2012. Mr. Cheung is the IT director of our Group, and is responsible for management and supervision of our IT department. Mr. Cheung has over 20 years of experience in the information and technology. Mr. Cheung obtained a degree of Bachelor of Mathematics from the University of Waterloo in Canada in May 1997.

Dr. YUEN Wai Hung (袁偉雄), *Ph.D. (Chem), MRSC, CChem, CSci*, aged 54, joined our Group in April 2011 till January 2020 and rejoined us in May 2020. Dr. Yuen is the senior research and application manager of our Group, and is responsible for the management and supervision of our research and application activities. Dr. Yuen had been served as a director of DPI Laboratory Services Limited between June 2012 and January 2020. Dr. Yuen has over 20 years of chemistry research experience and industrial applications, and provides scientific and technological advice to internal stakeholders and clients. Dr. Yuen obtained a degree of Doctor of Philosophy (Ph.D.) from the University of Manchester Institute of Science and Technology (UMIST) and the Victoria University of Manchester in 1997. He has been awarded the status of Member (MRSC) and Chartered Chemist (CChem) by the Royal Society of Chemistry in 1994 and recognized as a Chartered Scientist (CSci) by the Science Council in 2004. He is a member of China Association of Inventions (CAI) and serving as Technical Committees Member of ASTM International since 2011. Dr. Yuen is currently the inventors of four China Invention Patents and one China utility model patent. He had been appointed as lecturer and Honorary Assistant Professor in the Department of Chemistry by different universities in Hong Kong.

張俊文先生，49歲，於二零一二年十月加入本集團。張先生現任本集團資訊科技總監，負責管理及監督我們的資訊科技部門。張先生於資訊科技領域擁有逾20年經驗。張先生於一九九七年五月畢業於加拿大滑鐵盧大學，取得數學學士學位。

袁偉雄博士 *Ph.D. (Chem), MRSC, CChem, CSci*，54歲，於二零一一年四月加入本集團（於二零二零年一月離任），並於二零二零年五月再次加入本集團，袁博士現任本集團高級研發及應用經理，負責管理及監督我們的研發及應用工作。袁博士曾於二零一二年六月至二零二零年一月擔任雋思檢測服務有限公司的董事。袁博士於化學研究及工業應用方面擁有逾20年的經驗，並為內部利益相關者及客戶提供科學及技術諮詢。袁博士於一九九七年在英國曼徹斯特理工大學 (UMIST) 及曼徹斯特維多利亞大學取得博士學位 (Ph.D.)。彼於一九九四年獲英國皇家化學學會授予會員 (MRSC) 及特許化學家 (CChem) 資格，並於二零零四年獲英國皇家化學學會及科學理事會認可為特許科學家 (CSci)。彼為中國發明協會 (CAI) 會員，自二零一一年起擔任美國材料和試驗協會技術委員會委員。袁博士目前是四項中國發明專利及一項中國實用新型專利的發明者。彼曾獲香港多所大學聘請為化學系講師及名譽助理教授。

Mr. HUI Chun Yip David (許駿業), aged 43, joined our Group in November 2009. Mr. Hui is the engineering director of our Group, and is responsible for the management and supervision of our engineering department, and he is concurrently the general manager of our Vietnam operations. Mr. Hui had been served as a director of Q P International Limited between January 2018 and December 2020. Mr. Hui has over 19 years of experience in the engineering area of the manufacturing industry. He obtained a degree of Bachelor of Engineering in Manufacturing Informatics and Systems Engineering from the City University of Hong Kong in November 2006 and a degree of Master of Engineering in Engineering Management from the Open University of Hong Kong in October 2016. Mr. Hui was certified as a Registered Lean Specialist (Life Type Registration) in October 2014 and a registered Lean Sigma Black Belt in March 2015 by the Six Sigma Institute of Hong Kong. In September 2015, he obtained a certificate of certified Six Sigma Black Belt from the China Association for Quality. He completed the Industry 4.0 Program Facilitator Training in June 2017 and was awarded a certificate of completion from the Fraunhofer Institutes of Production Technology and the Hong Kong Productivity Council.

Mr. WONG Hung Pan (黃鴻斌), aged 36, joined our Group in March 2017. Mr. Wong is the financial controller of our Group and the company secretary of our Company, and is responsible for financial matters, corporate governance, capital management, company secretarial matters and strategic planning. Mr. Wong has over 14 years of experience in audit and assurance, financial management, and corporate governance with several international accounting firms and listed companies in Hong Kong. Mr. Wong obtained a degree of Bachelor of Arts in Accounting and Finance from the University of Exeter, the United Kingdom in July 2007 and further obtained a degree of Master of Corporate Governance from the Hong Kong Polytechnic University in September 2019. He is a fellow member of the Hong Kong Institute of Certified Public Accountants, an associate member of The Chartered Governance Institute, and an associate member of The Hong Kong Chartered Governance Institute. He is also a Chartered Financial Analyst (CFA) charterholder.

許駿業先生，43歲，於二零零九年十一月加入本集團。許先生現任本集團的工程總監，負責管理及監督我們的工程部門，彼亦兼任我們越南營運的總經理。許先生亦於二零一八年一月至二零二零年十二月擔任雋思國際企業有限公司的董事。許先生於製造業的工程領域擁有逾19年經驗。彼於二零零六年十一月取得香港城市大學製造業信息與系統工程學士學位，並於二零一六年十月取得香港公開大學工程管理工程碩士學位。許先生於二零一四年十月及於二零一五年三月分別獲香港六式碼學會認證為註冊精益專家(終身制資格註冊)及註冊精益六式碼黑帶。於二零一五年九月，彼取得中國質量協會的註冊六式碼黑帶證書。彼於二零一七年六月完成工業4.0項目促進員培訓，並取得弗朗霍夫研究院生產技術研究所及香港生產力促進局頒發結業證書。

黃鴻斌先生，36歲，於二零一七年三月加入本集團。黃先生為本集團財務總監及本公司公司秘書，負責財務事宜、企業管治、資本管理、公司秘書事務及策略規劃工作。黃先生在香港多家國際會計師事務所及上市公司擁有超過14年審計及保證、財務管理及企業管治經驗。黃先生於二零零七年七月取得英國埃克塞特大學的會計及財務文學學士學位，並於二零一九年九月再取得香港理工大學企業管治碩士學位。彼為香港會計師公會資深會員、特許公司治理公會會員及香港公司治理公會會士。彼亦為特許財務分析師(CFA)之特許資格持有人。

* The English translation of the names is for reference only. The official names of these companies are in Chinese.

* 英文譯名僅供參考，此公司的官方名稱為中文。

The Board is pleased to report to the Shareholders on the corporate governance of the Company for the year ended 31 December 2021.

CORPORATE GOVERNANCE PRACTICES

The Board is committed to high level of corporate governance to safeguard the interests of Shareholders, enhance corporate value, formulate its business strategies and policies, and enhance its transparency and accountability. The Company has adopted the principles and code provisions of the Corporate Governance Code (“**CG Code**”) contained in Appendix 14 to the Listing Rules as its own code of corporate governance.

董事會欣然向股東報告本公司截至二零二一年十二月三十一日止年度的企業管治。

企業管治常規

董事會力求達至高水平的企業管治，以保障股東權益、提高企業價值、制定其業務策略及政策，並提高其透明度及問責性。本公司已採納上市規則附錄十四所載之企業管治守則（「**企業管治守則**」）的原則及守則條文，作為其自身的企業管治守則。

During FY2021, the Company has applied and complied with the CG Code in each case as set out in Appendix 14 to the Listing Rules, except for the deviation from the CG Code of code provision A.2.1. Under code provision A.2.1 of the CG Code, the roles of chairman and chief executive should be separated and should not be performed by the same individual and the division of responsibilities between the chairman and chief executive should be clearly established and set out in writing. Mr. Cheng Wan Wai currently holds both positions of the chairman of the Board and the chief executive officer of the Company, being responsible for the effective functioning of the Board in accordance with good corporate governance practice and implementing objectives, policies and strategies approved by members of the Board from time to time. Mr. Cheng has been the key leadership figure of the Group who has been primarily involved in the formulation of business strategies and, more importantly, the determination of the overall direction of the Group since 1985. The Board considers that having Mr. Cheng acting as both our chairman and chief executive officer provides strong and consistent leadership to our Group and facilitate the efficient execution of our business strategies. Also, the Board considers there are adequate safeguards in place to ensure sufficient balance of powers within the Board, such as major issues affecting the operations of the Company are made in consultation with experienced and high caliber Directors in regular Board meetings, the delegation of authorities to the management and the supervision of the management by the members of the Board and the relevant Board committees. Having considered the factors mentioned above, the Board considers Mr. Cheng is the best candidate for both positions and the present arrangements are beneficial and in the interest of the Group and the Shareholders as a whole. The Board will continue to review and consider segregating the roles of the chairman and chief executive officer at an appropriate time, taking into account the circumstances of the Group as a whole.

The CG Code and code provisions specified in this corporate governance report refer to the CG Code and code provisions prior to their amendments effective on 1 January 2022.

於二零二一年財政年度，本公司已應用及遵守上市規則附錄十四所載的企業管治守則，惟偏離企業管治守則條文第A.2.1條除外。根據企業管治守則的守則條文第A.2.1條，主席與行政總裁的角色應有區分，並不應由一人同時兼任，且主席與行政總裁之間職責的分工應清楚界定並以書面列載。鄭穩偉先生目前兼任本公司董事會主席及行政總裁，負責帶領董事會根據良好企業管治常規有效運作，並實施董事會成員不時批准的目標、政策及策略。鄭先生自一九八五年起一直為本集團的主要領導人，主要涉及制定業務策略，且更重要的是，負責釐定本集團的整體方向。董事會認為，由鄭先生兼任主席與行政總裁可為本集團提供強而有力及貫徹一致的領導，並促進我們業務策略的有效執行。此外，董事會相信已有足夠措施保障董事會內的權力平衡，例如影響本公司業務的重大事項均在定期董事會會議先諮詢經驗豐富及優秀的董事，下放權力至管理層及由董事會成員與相關董事委員會監督管理層。經考慮上述因素後，董事會認為鄭先生為該兩個職位的最佳人選，而現時的安排屬有利且符合本集團及股東之整體利益。董事會將繼續檢討，並在參考本集團整體情況的前提下考慮於適當時候分拆主席與行政總裁的職位。

本企業管治報告訂明的企業管治守則及守則條文指在二零二二年一月一日其修訂生效之前的企業管治守則及守則條文。

MODEL CODE FOR SECURITIES TRANSACTIONS

The Company has adopted a code of conduct regarding Directors' securities transactions on terms no less exacting than the required standard indicated by the Model Code for Securities Transactions by Directors of Listed Issuers (the "Model Code") as set out in Appendix 10 to the Listing Rules.

All Directors have confirmed, following specific enquiry by the Company, that they have complied with the required standard set out in the Model Code adopted by the Company during FY2021.

BOARD OF DIRECTORS Roles and Responsibilities

The Company is headed by an effective Board which oversees the Group's businesses, strategic decisions and performance and takes decisions objectively in the best interests of the Company. The Board directly and indirectly through its committees, leads and provides direction to the management by laying down strategies and overseeing their implementation by the management. The Board monitors the operating and financial performance of the Group, reviews the internal control policies of the Group, and ensures that effective governance and sound internal control and risk management systems are in place. The Board operates under defined terms of reference which set out matters specifically reserved for its decision. The terms of reference are available on the website of the Company.

The Board should regularly review the contribution required from a Director to perform his responsibilities to the Company, and whether the Director is spending sufficient time performing them.

All Directors have full and timely access to all the information of the Company and may, upon request, seek independent professional advice in appropriate circumstances at the Company's expenses for discharging their duties to the Company. The Directors shall disclose to the Company details of other offices held by them.

證券交易之標準守則

本公司已採納有關董事進行證券交易的操守守則，其條款不遜於上市規則附錄十所載上市發行人董事進行證券交易之標準守則（「標準守則」）。

經本公司作出具體查詢後，全體董事均確認於二零二一年財政年度已遵守本公司採納的標準守則所載所需標準。

董事會 角色及責任

本公司由高效的董事會領導，董事會監察本集團之業務、策略方針及表現，並以本公司最大利益為目的作出客觀的決定。董事會直接及間接地透過委員會制訂策略及監督管理層執行該等策略，以領導及指引管理層。董事會監察本集團的經營及財務表現，檢討本集團的內部控制政策，並確保設有有效的監管以及健全的內部控制與風險管理體系。董事會按既定職權範圍行事，其中載有須由董事會決定的具體事項。職權範圍載於本公司網站。

董事會應定期審查董事就向本公司履行其職責時需作出的貢獻，及董事有否投入充足時間履行其職責。

全體董事均可全面並及時獲得本公司所有資料，並可於要求時在適當情況下尋求獨立專業意見，以向本公司履行其職責，費用由本公司承擔。董事須向本公司披露其所擔任的其他職位的詳情。

The Board reserves for its decision all major matters relating to policy setting, strategies and budgets, internal control and risk management, material transactions (in particular those that may involve conflict of interests), financial information, appointment of directors and other significant operational matters of the Company. Responsibilities relating to implementing decisions of the Board, directing and coordinating the daily operation and management of the Company are delegated to the management.

Board Composition

The Board currently comprises nine Directors, consisting of six executive Directors and three independent non-executive Directors, whose biographical information set out in the section headed “Biographical Details of Directors and Senior Management” of this annual report. The composition of the Board is as follow:

Executive Directors

Mr. CHENG Wan Wai (*Chairman*)
Mr. YEUNG Keng Wu Kenneth
Ms. LIU Shuk Yu Sanny
Mr. CHAN Wang Tao Thomas
Ms. HUI Li Kwan
Mr. MAK Chin Pang

Independent Non-Executive Directors

Mr. CHAN Hiu Fung Nicholas
Prof. CHENG Man Chung Daniel
Mr. NG Shung

All Directors, including independent non-executive Directors, have brought a wide spectrum of valuable business experience, knowledge and professionalism to the Board for its efficient and effective functioning. The independent non-executive Directors are responsible for ensuring a high standard of regulatory reporting of the Company and providing a balance in the Board for bringing effective independent judgement on corporate actions and operations. The independent non-executive Directors will also be able to provide an impartial, external opinion to protect the interests of our public Shareholders.

董事會負責決定所有與政策制定、策略及預算、內部控制及風險管理、重大交易(尤其是涉及利益衝突者)、財務資料、委任董事及本公司其他重大營運事宜有關的重大事宜。有關執行董事會決策、指導及協調本公司日常營運及管理的責任則下放予管理層。

董事會組成

董事會目前共有九位董事，包括六位執行董事以及三位獨立非執行董事，各董事履歷詳情載於本年報「董事及高級管理層履歷」一節。董事會組成如下：

執行董事

鄭穩偉先生(主席)
楊鏡湖先生
廖淑如女士
陳宏道先生
許莉君女士
麥展鵬先生

獨立非執行董事

陳曉峰先生
鄭文聰教授
吳嵩先生

全體董事(包括獨立非執行董事)均為董事會帶來各種不同的寶貴業務經驗、知識及專業，使其可高效和有效運作。獨立非執行董事負責確保本公司有高標準的監管報告，並就企業行動及營運作出有效獨立判斷，為董事會帶來平衡。獨立非執行董事亦可提供公正的外部意見，保障公眾股東的權益。

Save for Mr. Cheng Wan Wai and Ms. Hui Li Kwan are the spouse of each other, there is no other relationship (including financial, business, family or other material/relevant relationship) among members of the Board.

除鄭穩偉先生及許莉君女士為彼此的配偶外，董事會成員之間概無其他關係(包括財務、業務、家族或其他重大／相關關係)。

Board Meetings and Directors' Attendance Records

The Board is scheduled to meet regularly at least four times a year at approximately quarterly intervals. Such Board meetings involve the active participation, either in person or through other electronic means of communication, of a majority of Directors. Notices of not less than fourteen days will be given for all regular board meetings to provide all Directors with an opportunity to attend and include matters in the agenda for regular board meetings.

董事會會議及董事出席紀錄

董事會每年至少召開四次定期會議，大約每季度一次。該等董事會會議須由大多數董事親身或透過其他電子通訊方式積極參與。所有定期董事會會議將發出不少於十四天的通知，以使全體董事有機會出席並將事項納入定期董事會會議議程。

During FY2021, four Board meetings was held at regular interval, at which the Directors approved, among other things, (i) the annual results of the Group for the year ended 31 December 2020, (ii) the interim results for the six months ended 30 June 2021 and (iii) the distribution of dividends as well as discussed the overall strategy, business progress, operation updates, and quarterly results.

於二零二一年財政年度，四次董事會會議定期舉行，於會議上，董事會批准(其中包括)(i)本集團截至二零二零年十二月三十一日止年度的年度業績、(ii)截至二零二一年六月三十日止六個月的中期業績及(iii)股息分派，並討論整體策略、業務進展、最新營業狀況以及季度業績。

The attendance records of each director at the Board, Board committee meetings and annual general meeting ("AGM") during the financial year are set out in the table below:

各董事於財政年度內出席董事會、董事會委員會會議及股東週年大會(「股東週年大會」)的記錄載於下表：

Name of Directors	董事姓名	Attendance/Number of Meetings					Risk	AGM 股東 週年大會
		Board	Audit Committee	Remuneration Committee	Nomination Committee	Management Committee	風險 管理委員會	
		董事會	審核委員會	薪酬委員會	提名委員會	管理委員會		
Mr. CHENG Wan Wai (Chairman)	鄭穩偉先生(主席)	4/4	—	—	—	—	—	1/1
Mr. YEUNG Keng Wu Kenneth	楊鏡湖先生	4/4	—	—	—	—	—	1/1
Ms. LIU Shuk Yu Sanny	廖淑如女士	4/4	—	—	—	—	—	1/1
Mr. CHAN Wang Tao Thomas	陳宏道先生	4/4	—	—	—	—	—	1/1
Ms. HUI Li Kwan	許莉君女士	4/4	—	—	—	—	—	1/1
Mr. MAK Chin Pang	麥展鵬先生	4/4	—	1/1	1/1	2/2	—	1/1
Mr. CHAN Hiu Fung Nicholas	陳曉峰先生	4/4	2/2	1/1	1/1	2/2	—	1/1
Prof. CHENG Man Chung Daniel	鄭文聰教授	4/4	2/2	1/1	1/1	2/2	—	1/1
Mr. NG Shung	吳嵩先生	4/4	2/2	1/1	1/1	2/2	—	1/1

Apart from regular Board meetings, the Chairman also held a meeting with the independent non-executive Directors without the presence of other Directors during the financial year.

Independent Non-Executive Directors

The independent non-executive Directors have brought in a wide range of business and financial expertise, experience and independent judgement to the Board. Through active participation in the Board meetings and serving on various Board committees, all independent non-executive Directors will continue to make various contributions to the Company.

Throughout the reporting period, the Board at all times met the requirements of the Listing Rules relating to the appointment of at least three independent non-executive Directors representing at least one-third of the Board with one of whom possessing appropriate professional qualifications or accounting or related financial management expertise.

The Company has received written annual confirmation from each of the independent non-executive Directors in respect of his independence in accordance with the independence guidelines set out in Rule 3.13 of the Listing Rules. Based on such confirmations, the Company is of the view that all independent non-executive Directors are independent during the reporting period.

Appointment and Re-election of Directors

Each of the Directors has entered into a service agreement or a letter of appointment with the Company for a specific term and is subject to termination provisions therein and provisions on retirement by rotation of Directors as set out in the Articles.

除常規董事會會議外，主席與獨立非執行董事於財政年度內亦已在其他董事避席的情況下舉行一次會議。

獨立非執行董事

獨立非執行董事為董事會帶來廣闊業務及財務專業知識、經驗及獨立判斷。通過積極參與董事會會議並於各董事會委員會任職，所有獨立非執行董事將繼續為本公司作出各種貢獻。

於報告期間內，董事會一直遵守上市規則有關委任最少三名獨立非執行董事且當中最少一名擁有適當專業會計資格或相關財務管理專業知識的規定以及獨立非執行董事數目佔董事會最少三分之一。

本公司已接獲各獨立非執行董事根據上市規則第3.13條所載獨立性指引提交的年度獨立性確認書。根據有關確認書，本公司認為所有獨立非執行董事於報告期間內均為獨立。

董事之委任及重選

各董事均已與本公司訂立特定期限的服務協議或委任書，並受其中終止條文及細則所載的董事輪席退任規定限制。

At any time or from time to time, the Board shall have the power to appoint any person as a Director either to fill a casual vacancy on the Board or as an additional Director to the existing Board subject to any maximum number of Directors, if any, as may be determined by the Shareholders in general meeting. Any Director so appointed to fill a casual vacancy shall hold office only until the first general meeting of the Company after his appointment and be subject to re-election at such meeting. Any Director so appointed as an addition to the existing Board shall hold office only until the first AGM of the Company after his appointment and be eligible for re-election at such meeting. Any Director so appointed by the Board shall not be taken into account in determining the Directors or the number of Directors who are to retire by rotation at an AGM.

At each AGM, one third of the Directors for the time being shall retire from office by rotation. However, if the number of Directors is not a multiple of three, then the number nearest to but not less than one third shall be the number of retiring Directors. The Directors to retire in each year shall be those who have been in office longest since their last re-election or appointment but, as between persons who became or were last re-elected Directors on the same day, those to retire shall (unless they otherwise agree among themselves) be determined by lot.

No person, other than a retiring Director, shall, unless recommended by the Board for election, be eligible for election to the office of Director at any general meeting, unless notice in writing of the intention to propose that person for election as a Director and notice in writing by that person of his willingness to be elected has been lodged at the head office or at the registration office of the Company. The period for lodgment of such notices shall commence no earlier than the day after despatch of the notice of the relevant general meeting and end no later than seven days before the date of such general meeting and the minimum length of the period during which such notices to the Company may be lodged must be at least seven days.

董事會有權隨時或不時委任任何人士為董事，以填補董事會臨時空缺或增加現有董事會的人數，惟須受股東可能於股東大會上釐定的董事人數上限(如有)規限。任何以此方式獲委任以填補董事會臨時空缺的董事的任期僅至其委任後本公司首屆股東大會為止，屆時有資格於有關會議膺選連任。任何以此方式獲委任以增加現有董事會人數的董事的任期僅至其委任後本公司首屆股東週年大會為止，屆時有資格於有關會議膺選連任。於確定股東週年大會輪值退任的董事或董事人數時，不考慮任何以此方式獲董事會委任的董事。

在每屆股東週年大會上，當時三分之一董事將輪席退任。若董事人數並非三的倍數，則以最接近但不少於三分之一的人數為準。每年須退任的董事將為自上次獲選連任或委任後任期最長的董事，惟倘多位董事於同一日成為董事或獲選連任，則以抽籤決定須退任的董事名單(除非彼等之間另有協定)。

退任董事以外的人士概無資格於任何股東大會膺選董事職務，除非經董事會推薦，並須將推舉有關人士為董事的意向的書面通知，以及有關獲推舉人士表示願意接受膺選的書面通知，送呈本公司總辦事處或註冊辦事處。寄發該等通知書的期間由不早於寄發相關股東大會通告當日至不遲於該股東大會日期前七日止，而向本公司發出有關通知書的通知期亦必須為最少七天。

Continuous Professional Development of Directors

Directors shall keep abreast of regulatory developments and changes in order to effectively perform their responsibilities and to ensure that their contribution to the Board remains informed and relevant. The Directors are encouraged to participate in appropriate continuous professional development to develop and refresh their knowledge and skills. Internally-facilitated briefings for Directors would be arranged and reading materials on relevant topics would be provided to Directors where appropriate.

Every newly appointed Director shall receive a formal and comprehensive induction on the first occasion of his/her appointment to ensure appropriate understanding of the business and operations of the Company and full awareness of Director's responsibilities and obligations under the Listing Rules and relevant statutory requirements. Such induction shall be supplemented by visits to the Company's key plant sites and meetings with senior management of the Company.

Prior to the Listing, all Directors have been given the training regarding the directors' duties and responsibilities, corporate governance and regulatory updates and relevant reading materials including compliance manual/legal and regulatory updates/seminar handouts have been provided to the Directors for their reference and studying.

During the financial year, our legal adviser has provided an online training and relevant materials to all Directors on continuous professional development for directors.

董事的持續專業發展

董事應及時了解監管發展及變化，以助彼等有效地履行職責，以確保其繼續在具備全面資訊及切合所需的情況下對董事會作出貢獻。本公司鼓勵董事參與適當的持續專業發展，培養及更新其知識與技能。我們會於需要時為董事安排內部簡介會及提供相關主題的讀物。

每名新任董事於首次獲委任時均會獲提供正式及全面的入職介紹，確保新董事可適當掌握本公司業務及營運，並完全了解於上市規則及相關法規要求下的董事職責及責任。有關入職介紹應包括考察本公司的主要廠房場地，及與本公司的高級管理層會面。

上市前，所有董事均已就作為董事的職責及責任、企業管治及監管更新獲提供培訓，董事亦獲提供有關閱讀材料(包括合規手冊／法律及監管更新／研討會講義)，供彼等參考和研究。

於財政年度內，本公司的法律顧問為全體董事提供了有關董事持續專業發展的一次線上培訓及相關資料。

The current Board members have participated in the following training programmes during the year:

現任董事會成員於年內已參加了以下培訓項目：

Name of Directors	董事姓名	Types of training	
		Attending online training organised by our legal adviser	Reading materials relating to general business, regulatory updates on listing rules and board practices
		參加由我們的法律顧問籌辦的線上培訓	閱讀有關一般業務、上市規則及董事會慣例的最新監管資料
Executive Directors	執行董事		
Mr. CHENG Wan Wai (<i>Chairman</i>)	鄭穩偉先生(主席)	✓	✓
Mr. YEUNG Keng Wu Kenneth	楊鏡湖先生	✓	✓
Ms. LIU Shuk Yu Sanny	廖淑如女士	✓	✓
Mr. CHAN Wang Tao Thomas	陳宏道先生	✓	✓
Ms. HUI Li Kwan	許莉君女士	✓	✓
Mr. MAK Chin Pang	麥展鵬先生	✓	✓
Independent non-executive Directors	獨立非執行董事		
Mr. CHAN Hiu Fung Nicholas	陳曉峰先生	✓	✓
Prof. CHENG Man Chung Daniel	鄭文聰教授	✓	✓
Mr. NG Shung	吳嵩先生	✓	✓

BOARD COMMITTEES

The Board has established four committees, namely, the audit committee, remuneration committee, nomination committee and risk management committee, for overseeing particular aspects of the Company's affairs. All Board committees of the Company are established with specific written terms of reference which deal clearly with their authority and duties. The terms of reference of the Board committees are posted on the Company's website and the Stock Exchange's website and are available to Shareholders upon request.

董事委員會

董事會已成立四個委員會，即審核委員會、薪酬委員會、提名委員會及風險管理委員會，以監管本公司事務的特定層面。本公司所有董事委員會均已訂明書面職權範圍，清楚說明彼等之權限及職責。董事委員會的職權範圍刊登於本公司網站及聯交所網站，並可應要求供股東查閱。

Audit Committee

The audit committee of the Company (“**Audit Committee**”) consists of three independent non-executive Directors, namely Mr. NG Shung, Mr. CHAN Hiu Fung Nicholas and Prof. CHENG Man Chung Daniel, and is chaired by Mr. NG Shung who has appropriate professional qualifications, accounting and related financial management expertise as required under Rule 3.10(2) of the Listing Rules.

Under its terms of reference, the primary duties of the Audit Committee are to (i) make recommendations to the Board on the appointment and removal of the external auditor; (ii) review the financial statements of the Group and monitoring the integrity of such financial statements; (iii) oversee the financial reporting, risk management and internal control systems of the Group; and (iv) oversee and manage the relationship with external auditors.

During the year ended 31 December 2021, the Audit Committee held two meetings to (i) review the audited annual results and annual report for the year ended 31 December 2020; (ii) review the unaudited interim results and interim report for the six-month ended 30 June 2021; (iii) review the remuneration, terms of engagement, the relationship, and independence of the Group’s external auditor; and (iv) monitor the effectiveness of the internal audit function by reviewing the internal audit programme and the major investigation findings. The Audit Committee also met the external auditor once without the presence of the executive Directors.

The Company’s consolidated financial statements for the year ended 31 December 2021 have been reviewed by the Audit Committee. The Audit Committee considered that the relevant financial statements have been prepared in compliance with the applicable accounting principles and requirements of the Stock Exchange and disclosures have been fully made.

審核委員會

本公司審核委員會(「**審核委員會**」)由三名獨立非執行董事吳嵩先生、陳曉峰先生及鄭文聰教授組成，並由吳嵩先生擔任主席，其具備上市規則第3.10(2)條所規定之適當專業資格、會計及相關財務管理專業知識。

根據職權範圍，審核委員會的主要職責為(i)向董事會提出有關聘任及罷免外聘核數師之建議；(ii)審閱本集團的財務報表並監控該等財務報表的完整性；(iii)監察本集團的財務報告、風險管理及內部監控系統；及(iv)監察及管理與外聘核數師的關係。

於截至二零二一年十二月三十一日止年度，審核委員會舉行了兩次會議，以(i)審閱截至二零二零年十二月三十一日止年度的經審核年度業績及年報；(ii)審閱截至二零二一年六月三十日止六個月的未經審核中期業績及中期報告；(iii)審閱本集團外聘核數師的薪酬、委聘條款、關係及獨立性；及(iv)通過審閱內部審核項目及主要調查結果，監察內部審核職能的成效。審核委員會亦於執行董事避席的情況下與外聘核數師有一次會面。

審核委員會已審閱本公司截至二零二一年十二月三十一日止年度的綜合財務報表。審核委員會認為，有關財務報表已按照聯交所適用之會計原則及規定編製，並已作出充分披露。

Remuneration Committee

The remuneration committee of the Company (“**Remuneration Committee**”) comprises three independent non-executive Directors, namely Mr. CHAN Hiu Fung Nicholas, Prof. CHENG Man Chung Daniel and Mr. NG Shung and one executive Director, namely Mr. MAK Chin Pang, and is chaired by Mr. CHAN Hiu Fung Nicholas.

Under its terms of reference, the primary duties of the Remuneration Committee are to review and determine the terms of remuneration packages, bonuses and other compensation payable to Directors and senior management of our Group.

During the year ended 31 December 2021, the Remuneration Committee held one meeting to (i) review the remuneration policy of the Group; (ii) assess the performance of executive Directors with reference to the corporate goals and objectives; (iii) review the remuneration packages of individual executive Directors and senior management of the Group; and (iv) make recommendations to the Board on respective remuneration packages.

Details of the remuneration of the Company’s Directors and five highest paid individuals are set out in note 9 to the consolidated financial statements for the year ended 31 December 2021. The range of remuneration of the senior management are as follows:

薪酬委員會

本公司薪酬委員會(「**薪酬委員會**」)由三名獨立非執行董事陳曉峰先生、鄭文聰教授及吳嵩先生以及一名執行董事麥展鵬先生組成，並由陳曉峰先生擔任主席。

根據職權範圍，薪酬委員會的主要職責為檢討及釐定應付本集團董事及高級管理層之薪酬待遇，花紅及其他報酬之條款。

於截至二零二一年十二月三十一日止年度，薪酬委員會舉行了一次會議，以(i)審閱本集團的薪酬政策；(ii)參考企業目標及宗旨評估執行董事的表現；(iii)審閱本集團個別執行董事及高級管理層的薪酬待遇；及(iv)就有關薪酬待遇向董事會提出建議。

有關本公司董事及五名最高薪人士薪酬的詳情載於截至二零二一年十二月三十一日止年度綜合財務報表附註9。高級管理層的薪酬範圍如下：

Range of Remuneration	薪酬範圍	Number of Senior Management 高級管理層人數
HK\$nil to HK\$1,000,000	零港元至1,000,000港元	1
HK\$1,000,001 to HK\$1,500,000	1,000,001港元至1,500,000港元	5
HK\$1,500,001 to HK\$2,000,000	1,500,001港元至2,000,000港元	2

Nomination Committee

The nomination committee of the Company (“**Nomination Committee**”) comprises three independent non-executive Directors, namely Prof. CHENG Man Chung Daniel, Mr. CHAN Hiu Fung Nicholas and Mr. NG Shung and one executive Director, namely MAK Chin Pang, and is chaired by Prof. CHENG Man Chung Daniel.

Under its terms of reference, the primary duties of the Nomination Committee are to make recommendations to our Board on the appointment and removal of our Directors. In assessing the Board composition, the Nomination Committee would take into account various aspects as well as factors concerning Board diversity as set out in the Company’s Board diversity policy. The Nomination Committee would discuss and agree on measurable objectives for achieving and maintaining diversity on the Board, where necessary, and recommend them to the Board for adoption.

Pursuant to Director nomination policy of the Group, the Nomination Committee will recommend to the Board for the appointment of a Director in accordance with the following selection criteria, procedures and process for nomination of Directors:

- (i) The Nomination Committee shall consider the following factors when nominating potential candidates for the appointment and reappointment of Directors:
- whether the individual’s educational background and qualification, skills and experience are relevant to the Company’s business model and specific needs;
 - the individual’s character and reputation for integrity;
 - whether the individual would be able to devote sufficient time to the Board;

提名委員會

本公司提名委員會(「**提名委員會**」)由三名獨立非執行董事鄭文聰教授、陳曉峰先生、吳嵩先生以及一名執行董事麥展鵬先生組成，並由鄭文聰教授擔任主席。

根據職權範圍，提名委員會的主要職責為就董事的委任及罷免向董事會提出建議。於評估董事會組成時，提名委員會將考慮本公司董事會多元化政策中載列的董事會多元化的各個方面和因素。提名委員會將討論並在必要時商定實現和維持董事會多元化的可計量目標，並建議董事會採納。

根據本集團的董事提名政策，提名委員會將按照以下董事提名的甄選標準、程序及流程向董事會推薦任命董事：

- (i) 提名委員會在提名委任及重新委任董事的潛在候選人時，應考慮以下因素：
- 該人士的教育背景及資格、技能及經驗是否與本公司的業務模式及具體需求相關；
 - 該人士的品格及誠信聲譽；
 - 該人士是否能夠為董事會投入足夠的時間；

- In respect of appointment and reappointment of independent non-executive Directors, to consider the independence of the individual with reference to the independence criteria set out in Rule 3.13 of the Listing Rules;
 - how the individual would be able to contribute to the diversity of the Board with reference to the factors set out in the Board diversity policy of the Company from time to time in force; and
 - Board succession planning considerations.
- (ii) The Board or the Nomination Committee shall deploy such channel(s) for identifying suitable director candidates as it deems appropriate, including but not limited to referrals from existing Directors, Shareholders, advisers and third party agency firms and advertisements.
- (iii) The Nomination Committee shall adopt such process as it deems appropriate in evaluating the suitability of the potential candidates, such as interviews, background checks and third party reference checks, and select or make recommendations to the Board on the selection of individuals to be nominated for directorships based on the selection criteria set out in paragraph (i) above.
- (iv) The ultimate responsibility for the selection and appointment of Directors shall rest with the entire Board.
- 就委任及重新委任獨立非執行董事而言，參考上市規則第3.13條所載的獨立性標準，以考慮該人士的獨立性；
 - 參考本公司不時生效的董事會多元化政策所載的因素，考慮該人士如何為董事會多元化作出貢獻；及
 - 董事會的繼任計劃考慮因素。
- (ii) 董事會或提名委員會應在其認為適當的情況下透過各種途徑物色合適的董事候選人，包括但不限於由現任董事、股東、顧問以及第三方代理公司及廣告。
- (iii) 提名委員會於評估潛在候選人的合適性時，應採用其認為適當的程序，例如面試、背景審查及第三方資歷查核，並根據上文第(i)段所載甄選標準，甄選提名擔任董事職位的人選或就其甄選向董事會提供推薦建議。
- (iv) 甄選及委任董事的最終責任由整個董事會負責。

During the year ended 31 December 2021, Nomination Committee held one meeting to (i) review the structure, size and composition of the Board; (ii) make recommendations to the Board on the re-appointment of Directors; (iii) assess the independence of independent non-executive Directors; and (iv) review its own performance, constitution and terms of reference and recommend any changes if considers necessary to the Board for approval.

於截至二零二一年十二月三十一日止年度，提名委員會舉行了一次會議，以(i)審閱董事會的架構、規模及組成；(ii)就重新委任董事向董事會提出建議；(iii)評估獨立非執行董事的獨立性；及(iv)審閱其本身的表現、章程及職權範圍，並在認為有需要時向董事會建議任何更改，以供批准。

Risk Management Committee

The risk management committee of the Company (“**Risk Management Committee**”) comprises three independent non-executive Directors, namely Mr. CHAN Hiu Fung Nicholas, Prof. CHENG Man Chung Daniel and Mr. NG Shung and one executive Director, namely Mr. Mak Chin Pang, and is chaired by Mr. Mak Chin Pang.

Under its terms of reference, the primary duties of the Risk Management Committee include, but are not limited to, the following: (i) reviewing the risk management system of the Group and ensure that the management has performed its duties to establish an effective risk management system; (ii) formulating risk policies and standards; (iii) reviewing the material risk exposures of the Group; (iv) reviewing annually the changes in nature and extent of significant risks; (v) reviewing annually the scope and quality of management’s ongoing monitoring of risk management systems; (vi) reviewing the Directors’ decisions on entering into hedge arrangements; (vii) reviewing the effectiveness of the hedge policy; and (viii) providing recommendations to the Board on improving the hedge policy, where appropriate and if necessary.

During the year ended 31 December 2021, the Risk Management Committee held two meetings to monitor the risk management and internal control system by reviewing major investigation findings on risk management and internal control matters and response from management to these findings.

Board Diversity Policy

In order to enhance the effectiveness of our Board and to maintain the high standard of corporate governance, we have adopted the Board diversity policy which is available on the Company’s website. It sets out the objective and approach to achieve and maintain diversity of our Board. Pursuant to the Board diversity policy, we seek to achieve Board diversity through the consideration of a number of factors when selecting the candidates to our Board, including but not limited to gender, skills, age, professional experience, knowledge, cultural, education background, ethnicity and length of service. The ultimate decision of the appointment will be based on merit and the contribution which the selected candidates will bring to our Board.

風險管理委員會

本公司風險管理委員會（「**風險管理委員會**」）由三名獨立非執行董事陳曉峰先生、鄭文聰教授及吳嵩先生以及一名執行董事麥展鵬先生組成，並由麥展鵬先生擔任主席。

根據職權範圍，風險管理委員會的主要職責包括（但不限於）：(i) 審閱本集團的風險管理制度，並確保管理層已履行其職責以建立有效的風險管理制度；(ii) 制定風險政策及標準；(iii) 審閱本集團的重大風險敞口；(iv) 每年審閱重大風險於性質與程度上的變化；(v) 每年審閱管理層對風險管理系統進行持續監控之範圍和質量；(vi) 審閱董事作出對沖安排之決定；(vii) 審閱對沖政策之成效；及(viii) 在適當及有必要的情況下，向董事會提供有關改善對沖政策之建議。

於截至二零二一年十二月三十一日止年度，風險管理委員會舉行了兩次會議，通過審查風險管理及內部控制事項的重大調查結果以及管理層對該等結果的回應，來監督風險管理及內部控制制度。

董事會多元化政策

為提高董事會的效能及維持高企業管治水平，我們已採納董事會多元化政策，其載於本公司網站，載列達致及維持董事會多元化的目的及方法。根據董事會多元化政策，我們透過於甄選董事會人選時考慮多項因素而力求達致董事會多元化，其中包括但不限於性別、技能、年齡、專業經驗、知識、文化、教育背景、種族及服務年期。最終的委任決定將根據有能者居之的原則以及獲選人員將為董事會帶來的貢獻而決定。

The Nomination Committee is responsible for ensuring the diversity of our Board members and review the implementation and effectiveness of the Board diversity policy on an annual basis.

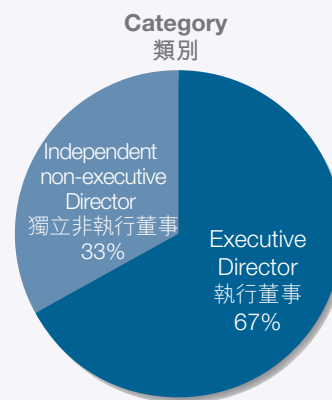
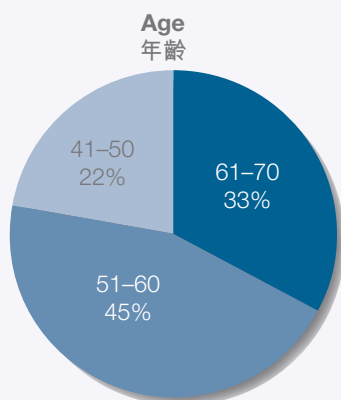
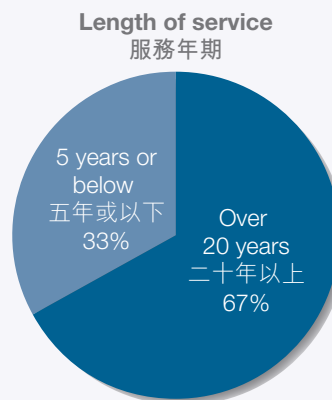
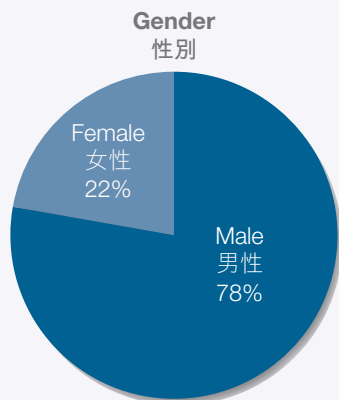
Our Directors have a balanced mix of knowledge and skills, including, strategies and management planning, human resources, administration, training, business development, sales, material development, procurement, accounting and corporate finance, engineering, information technology and legal compliance. We have three independent non-executive Directors with different industry backgrounds, representing one third of the members of our Board. Taking into account our existing business model and specific needs as well as the different background of our directors, the composition of our Board satisfies our Board diversity policy.

As at the date of this report, the Board's diversified composition was summarised as follows:

提名委員會負責確保董事會成員的多元化，以及每年檢討董事會多元化政策的落實情況及成效。

董事具備均衡的知識及技能組合，包括戰略管理及策劃、人力資源、行政、培訓、業務發展、銷售、物料開發、採購、會計及企業財務、工程、資訊科技及法律合規性。我們有三名獨立非執行董事，具有不同的行業背景，佔董事會成員的三分之一。考慮到我們現有的業務模式及特定需求以及董事的不同背景，董事會的組成符合我們的董事會多元化政策。

於本報告日期，董事會的多元化組成概述如下：



Corporate Governance Functions

The Board is responsible for performing the functions set out in the code provision in the CG Code.

During the reporting period, the Board had reviewed the Company's corporate governance policies and practices, training and continuous professional development of Directors and senior management, the Company's policies and practices on compliance with legal and regulatory requirements, the compliance of the Model Code and the Company's compliance with the CG Code and disclosure in this corporate governance report.

RISK MANAGEMENT AND INTERNAL CONTROLS

The Board acknowledges its responsibility for the risk management and internal control systems and reviewing their effectiveness. Such systems are designed to manage rather than eliminate the risk of failure to achieve business objectives, and can only provide reasonable and not absolute assurance against material misstatement or loss.

In order to ensure the internal control system operate effectively, the Company has adopted a series of internal control policies, procedures and self-assessments designed to provide reasonable assurance for achieving objectives including effective and efficient operations, reliable financial reporting and compliance with applicable laws and regulations. The Board reviews the risk management and internal controls annually. Highlights of the Company's internal control system include the following:

Code of conduct — Our code of conduct explicitly communicates to each employee our values, acceptable criteria for decision-making and our ground rules for behavior.

企業管治職能

董事會負責履行企業管治守則之守則條文所載之職能。

於報告期間，董事會已審閱本公司的企業管治政策及常規、董事及高級管理層的培訓及持續專業發展、本公司遵守法律和法規要求的政策及常規、標準守則遵守情況、本公司遵守企業管治守則，以及本企業管治報告的披露。

風險管理及內部監控

董事會確認其有關風險管理及內部監控系統以及檢討彼等成效之責任。該等系統乃旨在管理而非消除未能達成業務目標之風險，且只能就不會出現重大失實陳述或損失作出合理而非絕對保證。

為確保內部監控系統有效運行，本公司已採納一系列內部監控政策、程序及自評以合理確保實現高效運營、可靠的財務報告並符合適用法律及法規等目標。董事會每年檢討風險管理及內部監控。本公司的內部監控制度概要如下：

行為守則 — 行為守則向各員工切實表明我們的價值、決策的可接受標準及行為基本規則。

Internal audit — Our Group has its own internal audit team which regularly monitors key controls and procedures in order to assure our management and the Board of Directors that the internal control system is functioning as intended. The internal audit department carries out an annual risk assessment on each identified audit area and revised an annual audit plan according to the nature of business and risk exposures. The audit plan is reviewed and agreed by the Audit Committee. In addition to the agreed schedule of work, the internal audit department conducts other review and investigation work as may be required. The internal audit department is also responsible for following up corrective actions to ensure that satisfactory controls are maintained. The Audit Committee receives summary reports from the internal audit department periodically while the results of internal audit reviews and responses to the recommended corrective actions are also reported to the executive Directors.

Compliance with Listing Rules — Our various policies aim to ensure compliance with the Listing Rules, including but not limited to aspects related to corporate governance, connected transactions and securities transactions by the Directors.

Enhanced internal control procedures to prevent the occurrence of non-compliance incidents — The Company also adopted a number of enhanced internal control procedures to prevent the occurrence of non-compliance incidents.

內部審核 — 本集團擁有自己的內部審核團隊，其定期監察主要控制及程序，以向管理層及董事會保證內部監控系統按預期運作。內部審核部門對每個已確定的審核領域進行年度風險評估，並根據業務性質及風險敞口修訂年度審核計劃。審核計劃由審核委員會審閱及協定。除協定的工作時間表外，內部審核部門亦在可能有需要的時候進行其他審查及調查工作。內部審核部門亦負責跟進糾正行動，以確保維持令人滿意的控制。審核委員會定期收到內部審核部門的總結報告，同時亦向執行董事報告內部審核審查結果及對建議糾正行動的回應。

遵守上市規則 — 我們各種政策旨在確保遵守上市規則有關(包括但不限於)企業管治、關連交易及董事進行證券交易的規定。

加強內部監控程序以防止不合規事件發生 — 本公司亦已採納多項經加強的內部監控程序，防止不合規事件發生。

We have established a set of risk management policies and measures to identify, evaluate and manage risks arising from our operations. Our risk management process starts with identifying the major risks associated with our corporate strategy, goals and objectives. Each of our operating departments is responsible for identifying and analysing risks associated with its function, maintaining a comprehensive risk register, preparing risk mitigation plans, measuring effectiveness of such risk mitigation plans and reporting the status of risk management. Our Risk Management Committee, Audit Committee and ultimately the Board supervise the implementation of our risk management policy at the corporate level by bringing together each operating department, such as quality control, research and development and sales, to collaborate on risk issues among different functions.

The Board, through the Risk Management Committee and Audit Committee, conducted an annual review of both design and implementation effectiveness of the risk management and internal control systems of the Group, which covered all material controls including financial, operational and compliance control for the year ended 31 December 2021. Such annual review was done with a view to ensuring the Group's resources, staff qualifications and experience, training programmes and budget of the Group's accounting, internal control and financial reporting functions are adequate. The Directors satisfied and confirmed that the risk management and internal control systems were effective and adequate.

我們已設立一套風險管理政策及措施，以識別、評估及管理營運產生的風險。風險管理程序始於識別與企業策略、宗旨及目標有關的主要風險。各營運部門負責識別及分析與其職能有關的風險，維持全面的風險紀錄冊、編製降低風險計劃、計量有關降低風險計劃的成效及報告風險管理情況。我們的風險管理委員會、審核委員會及最終董事會監管企業層面風險管理政策的執行情況，透過質量管理、研發及銷售等各營運部門的合作，於不同職能的風險管理事宜上互相配合。

董事會透過風險管理委員會及審核委員會對本集團的風險管理及內部監控系統的設計及執行成效進行年度檢討，當中涵蓋截至二零二一年十二月三十一日止年度的所有重大監控，包括財務、營運及合規監控。有關年度審閱旨在確保本集團的資源、員工資歷及經驗、培訓計劃以及本集團在會計、內部監控及財務報告職能的預算充足。董事信納並確認，風險管理及內部監控系統屬有效及足夠。

HANDLING AND DISSEMINATION OF INSIDE INFORMATION

The Group regulates the handling and dissemination of inside information to ensure inside information remains confidential until the disclosure of such information is appropriately approved, and the dissemination of such information is efficiently and consistently made. The Group is committed to ensure that information contained in announcements are not false or misleading as to a material fact, or false or misleading through the omission of a material fact in view of disclosure of inside information in a balanced, adequate and effective way.

The Group sets out written guidelines and procedures to the employees or directors of the Group, while the employees or directors of the Group undertake to ensure inside information of the Group is not to be disseminated to the public unless the Board decides such information is regarded as inside information and requires disclosure in accordance with the Listing Rules and the Securities and Future Ordinance. Measures are in place to preserve the confidentiality of inside information and to ensure that its recipients recognise their obligations to maintain its confidentiality. In communicating with external parties, only designated officers are authorised to respond to enquiries in allocated areas of issues. The written guidelines and procedures will be subject to be reviewed by the Company as and when it thinks appropriate.

DIRECTORS' RESPONSIBILITY IN RESPECT OF THE FINANCIAL STATEMENTS

The Directors acknowledge their responsibility for preparing the financial statements of the Company for the year ended 31 December 2021.

The Directors are not aware of any material uncertainties relating to events or conditions that may cast significant doubt upon the Company's ability to continue as a going concern.

處理及發放內幕消息

本集團對內幕消息的處理及發放進行監管，以確保內幕消息於獲得適當批准及披露前保密，並有效及一致地發放該等消息。鑑於內幕消息乃以平衡、充分及有效的方式進行披露，本集團承諾確保公告所載消息於重大事實方面不存在虛假或誤導，或因遺漏重大事實而存在虛假或誤導。

本集團為本集團僱員或董事制定書面指引及程序，而本集團僱員或董事則承諾確保本集團的內幕消息不會向公眾傳播，惟董事會決定該等消息被視為內幕消息，且需要根據上市規則及證券及期貨條例進行披露。本集團已採取措施為內幕消息保密，並確保其接收人知悉其有責任對此保密。在與外界人士溝通時，僅指定高級職員有權回應獲分配領域的事宜的查詢。本公司將在其認為適當的時候對書面指引及程序進行審查。

董事有關財務報表的責任

董事知悉彼等編製本公司截至二零二一年十二月三十一日止年度財務報表的職責。

就董事所知，並無任何重大不明朗事件或情況可能會嚴重影響本公司持續經營的能力。

The statement of the independent auditors of the Company about their reporting responsibilities on the financial statements is set out in the section of “Independent Auditor’s Report” of this annual report.

本公司獨立核數師就等有關財務報表之申報責任之聲明載於本年報「獨立核數師報告」一節。

AUDITOR’S REMUNERATION

The remuneration paid/payable to the Company’s external auditor, PricewaterhouseCoopers, in respect of audit services and non-audit services for the year ended 31 December 2021 amounted to approximately HK\$2.1 million and approximately HK\$0.8 million respectively, details of which are set out below:

核數師酬金

於截至二零二一年十二月三十一日止年度，就審核服務及非審核服務已付／應付本公司外聘核數師羅兵咸永道會計師事務所的酬金分別為約2.1百萬港元及約0.8百萬港元，詳情如下：

Service Category	服務類別	Fees Paid/ Payable 已付／應付費用 HK\$’000 千港元
Audit Services	審核服務	2,120
Non-audit services (mainly represented interim review and taxation services provided by PricewaterhouseCoopers and its affiliates)	非審核服務(主要指羅兵咸永道會計師事務所及其聯屬公司提供的中期審閱及稅務服務)	820
Total	總計	2,940

COMPANY SECRETARY

Mr. WONG Hung Pan has been appointed as the company secretary of the Company (the “**Company Secretary**”). He is an employee of the Group and have day-to-day knowledge of the issuer’s affairs. His biography is set out in the section of “Biographical Details of Directors and Senior Management” of this annual report.

公司秘書

黃鴻斌先生已獲委任為本公司的公司秘書(「**公司秘書**」)。彼為本集團的僱員，對發行人事宜有日常認識。其履歷載於本年報「董事及高級管理層履歷」一節。

All Directors have access to the advice and services of the Company Secretary on corporate governance and Board process. For the year ended 31 December 2021, the Company Secretary had attended not less than 15 hours of relevant professional training as required under Rule 3.29 of the Listing Rules.

全體董事均可獲得公司秘書就企業管治及董事會程序提供的意見及服務。截至二零二一年十二月三十一日止年度，公司秘書已按上市規則第3.29條的規定參加不少於15個小時的相關專業培訓。

SHAREHOLDERS' RIGHTS

The Company engages with Shareholders through various communication channels. To safeguard Shareholders' interests and rights, separate resolution should be proposed for each substantially separate issue at general meetings, including the election of individual Director. All resolutions put forward at general meetings will be voted on by poll pursuant to the Listing Rules and poll results will be posted on the websites of the Company and of the Stock Exchange after each general meeting.

Convening an Extraordinary General Meeting by the Shareholders

Pursuant to Article 64 of the Company's amended and restated memorandum and articles of association (the "**Articles**"), the Board may whenever it thinks fit, convene an extraordinary general meeting ("**EGM**"). EGM shall also be convened on the requisition of one or more Shareholders holding, at the date of deposit of the requisition, not less than one tenth of the paid up capital of the Company having the right of voting at general meetings. Such requisition shall be made in writing to the Board or the Company Secretary for the purpose of requiring an EGM to be called by the Board for the transaction of any business specified in such requisition. Such meeting shall be held within two months after the deposit of such requisition. If within 21 days of such deposit, the Board fails to proceed to convene such meeting, the requisitionist(s) himself (themselves) may do so in the same manner, and all reasonable expenses incurred by the requisitionist(s) as a result of the failure of the Board shall be reimbursed to the requisitionist(s) by the Company.

股東權利

本公司以各種溝通渠道與股東接觸。為保障股東利益及權利，應就各重大個別事項(包括選舉個別董事)於股東大會上提出單獨決議案。所有於股東大會上提出的決議案，將根據上市規則以投票方式表決，表決結果將於各股東大會後登載於本公司及聯交所網站。

股東召開股東特別大會

根據本公司經修訂及重列的組織章程大綱及細則(「**細則**」)第64條，董事會可於其認為合適的時候召開股東特別大會(「**股東特別大會**」)。股東特別大會可應一位或多於一位於請求書提交日期持有附帶可於股東大會上投票的本公司已繳足股本不少於十分之一的股東要求召開。該等請求書須以書面提交董事會或本公司秘書，以要求董事會召開股東特別大會處理該等請求書列明的任何事項。有關大會須於遞交請求書後兩個月內舉行。倘董事會未能於請求書遞交日期後21日內安排召開有關大會，則請求人可自行以相同方式召開大會，而本公司將會向請求人償付因董事會未能召開大會而令請求人產生的所有合理開支。

Putting Forward Proposals at General Meetings

A Shareholder shall make a written requisition to the Board or the Company Secretary at the principal place of business in Hong Kong of the Company at 21/F, Kings Wing Plaza 2, No. 1 On Kwan Street, Shek Mun, Shatin, New Territories, Hong Kong, specifying the shareholding information of the Shareholder, his/her contact details and the proposal he/she intends to put forward at general meeting regarding any specified transaction/business and its supporting documents.

Putting Forward Enquiries to the Board

Shareholders have the right to put forward enquiries to the Board at general meeting or send written enquiries to the Company. The Company will not normally deal with verbal or anonymous enquiries.

Shareholders may send their enquiries or requests as mentioned above to the following:

Address: 21/F, Kings Wing Plaza 2, No. 1 On Kwan Street, Shek Mun, Shatin, New Territories, Hong Kong
(For the attention of the Board/Company Secretary)

For the avoidance of doubt, Shareholders must deposit and send the original duly signed written requisition, notice or statement, or enquiry (as the case may be) to the above address and provide their full name, contact details and identification in order to give effect thereto. Shareholders' information may be disclosed as required by law.

於股東大會上提呈建議

股東可向本公司香港主要營業地點(地址為香港新界沙田石門安群街1號京瑞廣場2期21樓)之董事會或公司秘書提出書面請求，當中須註明該股東之股權資料，其聯繫方式及擬就任何具體事務／事宜而於股東大會上提呈之建議及其證明文件。

向董事會作出查詢

股東有權於股東大會上向董事會作出查詢或向本公司作出書面查詢。本公司一般不會處理口頭或匿名查詢。

股東可將上述查詢或請求發送至以下地址：

地址：香港新界沙田石門安群街1號
京瑞廣場2期21樓
(註明收件人為董事會／公司秘書)

為免生疑問，股東必須將正式簽署的書面請求、通知或聲明或查詢(視情況而定)的正本送交及寄往上述地址，同時提供全名、聯絡詳情及身份，方為有效。股東資料或會按法例規定披露。

Procedures for Shareholders to Propose a Person for Election as a Director of the Company

The Company adopts a formal, considered and transparent procedure for Shareholders to propose a person for election as a Director of the Company. The following procedures are subject to the Articles, the Companies Law of the Cayman Islands and applicable legislation and regulation:

- If a Shareholder, who is entitled to attend and vote at the general meeting convened to deal with the appointment or election of Director(s), wishes to propose a person (other than himself/herself) for election as a Director at that meeting, he/she may lodge a written notice with the Company Secretary at 21/F, Kings Wing Plaza 2, 1 On Kwan Street, Shek Mun, Shatin, New Territories, Hong Kong.
- In order for the Company to inform all Shareholders of that proposal, the written notice must state (i) his/her intention to propose such person for election as a Director, and (ii) the biographical details of such nominated candidate as required under Rule 13.51(2) of the Listing Rules for publication by the Company and be signed by the Shareholder concerned and the person who has been proposed indicating his/her willingness to be elected.
- The period for lodgement of the above notice shall be a seven-day (7) period commencing on a day after the despatch of the notice of the general meeting appointed for such election of Director(s). If the Directors should determine and notify the Shareholders of a different period for lodgement of the above notice, such period shall in any event be a period of not less than seven (7) days, commencing no earlier than the day after the despatch of the notice of the general meeting appointed for such election and ending no later than seven (7) days prior to the date of such general meeting.

股東提議推選個別人士參選本公司董事的程序

本公司就股東提議推選個別人士參選本公司董事採納正式、深思熟慮且透明的程序。以下程序受細則、開曼群島公司法，以及適用法例及規例所限：

- 如個別股東(其有權出席就處理委任或選舉董事而召開的股東大會並於會上表決)擬提議推選個別人士(該名股東本人除外)於該大會上選舉為董事，彼可將書面通知送交公司秘書，地址為香港新界沙田石門安群街1號京瑞廣場2期21樓。
- 為確保本公司就提議推選董事知會所有股東，書面通知須列明(i)該股東擬提議推選個別人士選舉為董事的意向，及(ii)按上市規則第13.51(2)條所規定及供本公司作出公佈的該名獲提名候選人履歷詳情，並由該名作出提議推選的股東簽署並列明該名獲推選人士願意參選為董事的意向。
- 供股東遞交上述通知的期限為寄發就該推選董事所指定舉行股東大會的通告後起計七(7)天。倘董事釐定並知會股東的期限與遞交上述通知期限不同，在任何情況下，該期限應為不少於七(7)天的期限，須由不早於就選舉董事指定召開股東大會的通告寄發日期翌日起，直至不遲於舉行該股東大會日期前七(7)天為止。

- Upon receipt of the above notice from a Shareholder which is received after publication of the notice of general meeting, the Company shall, prior to the general meeting, publish an announcement or issue a supplementary circular disclosing the particulars of the proposed Director pursuant to Rule 13.51(2) of the Listing Rules.
- 倘於股東大會通告刊發後收到股東遞交上述通知，本公司將須於股東大會舉行前，根據上市規則第13.51(2)條的規定就披露有關獲提議推選董事候選人個人資料，發出公告或補充通函。

Shareholders who have enquiries regarding the above procedures may write to the Company Secretary at 21/F, Kings Wing Plaza 2, 1 On Kwan Street, Shek Mun, Shatin, New Territories, Hong Kong.

股東對上述程序如有疑問，可致函公司秘書，地址為香港新界沙田石門安群街1號京瑞廣場2期21樓。

COMMUNICATION WITH SHAREHOLDERS AND INVESTORS/INVESTOR RELATIONS

The Company's website (www.qpp.com) provides comprehensive and accessible news and information of the Company to the Shareholders, other stakeholders and investors. The Company will also update the website information from time to time to inform Shareholders and investors of the latest development of the Company.

與股東及投資者溝通／投資者關係

本公司網站(www.qpp.com)向股東、其他利益相關者及投資者提供有關本公司之全面及可取得的消息及資訊。本公司亦將不時更新網站資料，以通知股東及投資者有關本公司之最新發展。

The Company considers that effective communication with Shareholders is essential for enhancing investor relations and investor understanding of the Group's business performance and strategies. The Company is endeavours to maintain an on-going dialogue with Shareholders and in particular, through AGM and other general meetings. At the AGM, Directors (or their delegates as appropriate) are available to meet Shareholders and answer their enquiries.

本公司認為，與股東的有效溝通對加強投資者關係及對投資者了解本集團的業務、表現及策略攸關重要。本公司致力與股東保持持續對話，尤其是透過股東週年大會及其他股東大會等渠道。於股東週年大會上，董事(或其代表(如適用))將於會上與股東會面並回答彼等之查詢。

In preparation for the Listing, the Company has adopted the Articles pursuant to a special resolution passed by the Shareholders on 20 December 2019. Since then, the Company has not made any changes to the Articles. An up to date version of the Articles is also available on the Company's website and the Stock Exchange's website.

於籌備上市時，本公司已根據股東於二零一九年十二月二十日通過之特別決議案通過經修訂及重列的細則。自此，本公司並無對其細則作出任何更改。最新細則亦可於本公司網站及聯交所網站查閱。

Shareholders' Communication Policy

The Company has in place a Shareholders' communication policy to ensure that Shareholders' views and concerns are appropriately addressed. The policy is regularly reviewed to ensure its effectiveness.

Constitutional Documents

During the year ended 31 December 2021 and up to the date of this annual report, there is no significant change in the Company's constitutional documents.

Dividend Policy

The Company has adopted a dividend policy on payment of dividends. Our Directors may recommend a payment of dividends after taking into account, among others, our operations and earnings, capital requirements and surplus, general financial condition, contractual restrictions, capital expenditure and future development requirements, Shareholders' interests and other factors which they may deem relevant at such time. We expect to pay a dividend in respect of each financial year of not less than 30% of our distributable profits each year. The payment and amounts of dividends, if any, depend on our results of operations, cash flows, financial position, statutory and regulatory restrictions on the dividends paid by us, future prospects and other factors which we consider relevant. Holders of our Shares will be entitled to receive such dividends pro rata according to the amounts paid up or credited as paid up on the shares. The declaration, payment and amount of dividends will be subject to our discretion. The proposed payment of dividends is also subject to the absolute discretion of the Board and any declaration of final dividend for the year will be subject to the approval of our Shareholders. The Board will review the dividend policy on an annual basis.

Any distributable profits that are not distributed in any given year will be retained and available for distribution in subsequent years. To the extent profits are distributed as dividends, such portion of profits will not be available to be reinvested in our operations.

股東通訊政策

本公司已制定股東通訊政策，確保妥善處理股東的意見及關注，並定期檢討該政策以確保其成效。

章程文件

於截至二零二一年十二月三十一日止年度及直至本年報日期，本公司章程文件並無任何重大變動。

股息政策

本公司已採納派付股息的股息政策。董事可在考慮(其中包括)我們的營運及盈利、資本要求及盈餘、一般財務狀況、合約限制、資本支出及未來發展要求、股東利益以及彼等當時認為相關的其他因素後建議派發股息。我們預計每個財政年度派發的股息不會少於我們每年可分配利潤的30%。股息(如有)的支付和金額取決於我們的經營業績、現金流量、財務狀況、對我們支付的股息的法定和監管限制、未來前景以及我們認為相關的其他因素。我們股份的持有人將有權根據繳足或入賬列為繳足股份的金額按比例收取股息。股息的宣派、支付及金額將由我們酌情決定。擬派的股息亦取決於董事會的絕對酌情決定權，本年度任何期末股息之宣派均須獲得股東批准。董事會將每年檢討股息政策。

在任何既定年度未作分派的任何可分派溢利將被保留，並可用於其後年度的分派。倘將溢利作為股息分派，則該部分溢利將不可用於再投資我們的業務。

The Board herein presents their report and the audited consolidated financial statements of the Group for the year ended 31 December 2021.

PRINCIPAL ACTIVITIES

The principal activity of the Company is investment holding. The principal activities of its subsidiaries are set out in note 14 to the consolidated financial statements.

RESULTS AND DIVIDENDS

The Group's results for the year ended 31 December 2021 are set out in the consolidated statement of profit or loss and other comprehensive income on page 155.

The Directors recommended the declaration of a final dividend at the rate of HK11.0 cents per share amounting to approximately HK\$58.5 million for the year ended 31 December 2021, which is expected to be paid on or around Friday, 24 June 2022 to all persons registered as holders of shares of the Company on Friday, 17 June 2022, subject to the approval of the Shareholders at the AGM to be held on Wednesday, 8 June 2022.

BUSINESS REVIEW

A fair review of the Group's business during the year, a discussion on the prospect of the Group's future business development, a description of the principal risks and uncertainties that the Group may be facing are provided in the sections headed "Chairman's Statement" and "Management Discussion and Analysis" of this annual report.

The financial risk management objectives and policies of the Group are shown in note 3 to the consolidated financial statements.

An analysis of the Group's performance during the year using financial key performance indicators is provided in the sections headed "Chairman's Statement", "Financial Highlights" and "Financial Summary" of this annual report.

董事會謹此提呈其報告及本集團截至二零二一年十二月三十一日止年度之經審核綜合財務報表。

主要業務

本公司主要業務為投資控股。其附屬公司的主要業務載於綜合財務報表附註14。

業績及股息

本集團截至二零二一年十二月三十一日止年度之業績載於第155頁綜合損益及其他全面收益表。

董事建議宣派截至二零二一年十二月三十一日止年度每股股份11.0港仙之期末股息，金額約為58.5百萬港元，待股東在將於二零二二年六月八日(星期三)舉行的股東週年大會上批准後，預期將於二零二二年六月二十四日(星期五)或前後向於二零二二年六月十七日(星期五)登記為本公司股份持有人的所有人士支付。

業務回顧

本集團年內業務的中肯回顧、本集團未來業務發展前景的討論以及本集團可能面臨的主要風險及不明朗因素的描述載於本年報「主席報告」及「管理層討論及分析」各節。

本集團的金融風險管理目標及政策載於綜合財務報表附註3。

本集團年內表現分析(應用財務關鍵表現指標)載於本年報「主席報告」、「財務摘要」及「財務概要」各節。

ENVIRONMENTAL POLICIES AND PERFORMANCE

As a socially responsible corporation, the Group has endeavoured to strictly comply with laws and regulations regarding environmental protection. The Company recognises the importance of environmental protection. The Company is committed to providing an eco-friendly energy environment for our staff and has developed energy conservation and carbon reduction policy so as to minimise negative environmental impacts. The details are set out in the section headed “Environmental, Social and Governance Report” of this annual report.

COMPLIANCE WITH LAWS AND REGULATIONS

During the financial year, as far as the Company is aware, there was no material breach of or non-compliance with applicable laws and regulations by our Group that has a significant impact on the business and operations of the Group.

RELATIONSHIP WITH STAKEHOLDERS

We fully understand that employees, customers and vendors, and other stakeholders (together “**Stakeholders**”) are the key to our sustainable and stable development. We are committed to maintaining a good relationship with our Stakeholders so as to ensure our continuing development.

The Group regarded our staff as the most valuable assets of the Company. The Group is providing a fair and harmonious workplace where individuals with diverse cultural backgrounds are treated equally. The Group offer a reasonable remuneration package and fair opportunities for career advancement based on employees’ performance. The Group also provides our staff with different training, including on-the-job training and training courses provided by professional organisations in order to enhance our staff’s career progression.

The Group believes that our vendors (including subcontractors) are equally important in business operation and development. We proactively communicate with our vendors to ensure they are committed to delivering high-quality and sustainable output.

環境政策及表現

作為一間負有社會責任的公司，本集團已致力嚴格遵守有關環境保護的法律及法規。本公司明白保護環境的重要性。本公司承諾為員工提供一個環保節能的工作環境及制定節能減碳政策，以降低對環境的負面影響。有關詳情載於本年報「環境、社會及管治報告」一節。

遵守法律及法規

於財政年度內，就本公司所知，本集團概無重大違反或不遵守對本集團業務及營運有重大影響的適用法律及法規。

與利益相關者的關係

我們充分明白，對於我們的可持續穩定發展而言，僱員、客戶及供應商以及其他利益相關者(統稱「**利益相關者**」)極其重要。我們致力與其利益相關者保持良好關係以確保本公司可持續發展。

本集團將其員工視為本公司最為寶貴的資產。本集團提供公平及和諧的工作場所，具有不同文化背景的人士在此受到平等對待。本集團根據僱員的表現提供合理的薪酬待遇及公平的事業發展機會。本集團亦為其僱員提供不同培訓(包括在職培訓及由專業機構提供的培訓課程)，以提升其員工的事業進展。

本集團認為，我們的供應商(包括分包商)於業務營運及發展中同等重要。我們積極與供應商溝通以確保供應商致力於持續提供優質及可持續的產品。

FINANCIAL SUMMARY

A summary of the results, assets and liabilities of the Group for each of the last five financial years is set out in the section headed “Financial Summary” of this annual report. This summary does not form part of the audited consolidated financial statements.

PROPERTY, PLANT AND EQUIPMENT

Details of movements in the property, plant and equipment of the Group during the year ended 31 December 2021 are set out in note 15 to the consolidated financial statements.

DONATIONS

Charitable and other donations made by the Group during the year ended 31 December 2021 amounted to approximately HK\$547,000 (2020: HK\$551,000).

EQUITY-LINKED AGREEMENTS

Save for the share option scheme of the Company adopted on 20 December 2019 (“**Share Option Scheme**”), no equity-linked agreements were entered into by the Group, or existed during the year ended 31 December 2021.

SHARE CAPITAL

Details of the movements in the Company’s share capital during the year ended 31 December 2021 are set out in note 16 to the consolidated financial statements.

PRE-EMPTIVE RIGHTS

There are no provisions for pre-emptive rights under the Articles or the Companies Law of the Cayman Islands which would oblige the Company to offer new shares on a pro-rata basis to existing Shareholders unless otherwise as required by the Stock Exchange.

PURCHASE, SALE OR REDEMPTION OF LISTED SECURITIES OF THE COMPANY

During the year ended 31 December 2021, neither the Company nor any of its subsidiaries had purchased, sold or redeemed any of the Company’s listed securities.

財務概要

本集團於過往五個財政年度各年之業績、資產及負債概要載於本年報「財務概要」一節。該概要並不構成經審核綜合財務報表之一部分。

物業、廠房及設備

本集團截至二零二一年十二月三十一日止年度的物業、廠房及設備變動詳情載於綜合財務報表附註15。

捐款

截至二零二一年十二月三十一日止年度，本集團作出的慈善及其他捐款約為547,000港元(二零二零年：551,000港元)。

股票掛鈎協議

除本公司於二零一九年十二月二十日採納的購股權計劃(「購股權計劃」)外，截至二零二一年十二月三十一日止年度，本集團並無訂立亦不存在任何股票掛鈎協議。

股本

截至二零二一年十二月三十一日止年度，本公司股本變動詳情載於綜合財務報表附註16。

優先購股權

細則或開曼群島公司法均無載有規定本公司須按比例向現有股東發售新股份之優先購股權條文，惟聯交所另有規定者除外。

購買、出售或贖回本公司上市證券

截至二零二一年十二月三十一日止年度，本公司或其任何附屬公司概無購買、出售或贖回任何本公司的上市證券。

DISTRIBUTABLE RESERVES

The Company may pay dividends out of share premium, retained earnings and other reserves. As at 31 December 2021, the Company's reserve available for distribution amounted to approximately HK\$142.3 million.

Details of movements in the reserves of the Company during the year are set out in note 36 to the consolidated financial statements of this annual report.

MAJOR CUSTOMERS, SUPPLIERS AND SUBCONTRACTORS

During the year ended 31 December 2021, sales to the Group's five largest customers accounted for approximately 61.6% of the total sales for the year and sales to the largest customer included therein amounted to approximately 22.0%.

During the year ended 31 December 2021, purchases from the Group's five largest suppliers accounted for approximately 37.1% of the total purchases for the year and purchase from the largest supplier included therein amounted to approximately 15.1%.

During the year ended 31 December 2021, subcontracting fees charged by the Group's five largest subcontractors account for approximately 83.5% of the total subcontracting fees for the year and the subcontracting fee charged by our largest subcontractor included therein amounted to approximately 26.6%.

None of the Directors of the Company or any of their associates or any Shareholders (which, to the best knowledge of the Directors, own more than 5% of the Company's issued share capital) had any beneficial interest in the Group's five largest customers, suppliers and subcontractors during the year ended 31 December 2021.

可分派儲備

本公司可由股份溢價、保留盈利及其他儲備派發股息。於二零二一年十二月三十一日，本公司之可供分派儲備約為142.3百萬港元。

年內本公司儲備變動詳情載於本年報綜合財務報表附註36。

主要客戶、供應商及分包商

截至二零二一年十二月三十一日止年度，本集團五大客戶的銷售額佔年內總銷售額約61.6%，當中最大客戶的銷售額佔約22.0%。

截至二零二一年十二月三十一日止年度，本集團五大供應商的採購額佔年內總採購額約37.1%，當中最大供應商的採購額佔約15.1%。

截至二零二一年十二月三十一日止年度，本集團五大分包商向我們收取的分包費用佔該年度分包費用總額約83.5%，當中最大分包商向我們收取的分包費用約為26.6%。

截至二零二一年十二月三十一日止年度，本公司董事或任何彼等的聯繫人或任何股東(就董事所深知，擁有本公司已發行股本超過5%的股東)概無於本集團五大客戶、供應商及分包商中擁有任何實益權益。

BANK BORROWING

Details of the bank borrowing of the Group as at 31 December 2021 are set out in note 29 to the consolidated financial statements.

CORPORATE GOVERNANCE

The Board is committed to maintaining a high standard of corporate governance practices. Information on the corporate governance practices adopted by the Company is set out in the section headed “Corporate Governance Report” of this annual report.

CLOSURE OF REGISTER OF MEMBERS

For the purpose of determining the qualification as Shareholders of the Company to attend and vote at the AGM to be held on 8 June 2022, the register of members of the Company will be closed from Thursday, 2 June 2022 to Wednesday, 8 June 2022, both days inclusive, during which period no transfer of shares will be effected. In order to be eligible to attend and vote at the AGM, all transfer documents accompanied by the relevant share certificates must be lodged for registration with the Company’s branch share registrar and transfer office in Hong Kong, Computershare Hong Kong Investor Services Limited at Shops 1712–1716, 17th Floor, Hopewell Centre, 183 Queen’s Road East, Wanchai, Hong Kong, no later than 4:30 p.m. on Wednesday, 1 June 2022, being the last share registration date.

For the purpose of determining the entitlement to the proposed final dividend (subject to the approval of the Shareholders at the AGM), the register of members of the Company will be closed from Wednesday, 15 June 2022 to Friday, 17 June 2022, both days inclusive, during which period no transfer of shares will be effected. In order to qualify for the entitlement to the proposed final dividend, unregistered holders of shares of the Company are required to lodge all transfer documents accompanied by the relevant share certificates with the Company’s branch share registrar in Hong Kong, Computershare Hong Kong Investor Services Limited, at Shops 1712–1716, 17th Floor, Hopewell Centre, 183 Queen’s Road East, Wanchai, Hong Kong for registration not later than 4:30 p.m. on Tuesday, 14 June 2022.

銀行借款

有關本集團於二零二一年十二月三十一日之銀行借款詳情，載於綜合財務報表附註29。

企業管治

董事會致力於維持高水平之企業管治常規。有關本公司所採納企業管治常規的資料載於本年報「企業管治報告」一節。

暫停辦理股份過戶登記手續

為釐定本公司股東出席將於二零二二年六月八日舉行的股東週年大會及於會上投票之資格，本公司將自二零二二年六月二日(星期四)起至二零二二年六月八日(星期三)止期間(包括首尾兩天)暫停辦理股份過戶登記手續，期間將不會辦理任何股份過戶登記手續。為符合資格出席股東週年大會及於會上投票，所有過戶文件連同相關股票須於二零二二年六月一日(星期三)(即股份登記截止日期)下午四時三十分前交回本公司於香港之股份過戶登記分處，即香港中央證券登記有限公司，地址為香港灣仔皇后大道東183號合和中心17樓1712–1716號舖。

為釐定股東獲派發擬定期末股息之權利(待股東於股東週年大會上批准後方可作實)，本公司將自二零二二年六月十五日(星期三)起至二零二二年六月十七日(星期五)止期間(包括首尾兩天)暫停辦理股份過戶登記手續，期間將不會辦理任何股份過戶登記手續。為符合資格享有獲派發擬定期末股息之權利，未登記的本公司股份持有人須將所有過戶文件連同相關股票於二零二二年六月十四日(星期二)下午四時三十分前交回本公司於香港之股份過戶登記分處，即香港中央證券登記有限公司，地址為香港灣仔皇后大道東183號合和中心17樓1712–1716號舖。

DIRECTORS

The Directors of the Company during the reporting period were:

Executive Directors

Mr. CHENG Wan Wai (*Chairman*)

Mr. YEUNG Keng Wu Kenneth

Ms. LIU Shuk Yu Sanny

Mr. CHAN Wang Tao Thomas

Ms. HUI Li Kwan

Mr. MAK Chin Pang

Independent non-executive Directors

Mr. CHAN Hiu Fung Nicholas, *MH, JP*

Prof. CHENG Man Chung Daniel, *BBS, MH, JP*

Mr. NG Shung, *JP (Australia)*

In accordance with Article 108(a) and (b) of the Articles, Mr. Chan Hiu Fung Nicholas, Prof. Cheng Man Chung Daniel and Mr. Ng Shung shall retire by rotation and being eligible, offer themselves for re-election at the forthcoming AGM. The Company has received annual confirmations of independence from all independent non-executive Directors, and still considers them to be independent as at the date of this annual report.

BIOGRAPHICAL DETAILS OF DIRECTORS

Biographical details of the existing Directors of the Company are set out in section headed “Biographical Details of Directors and Senior Management” of this annual report.

DIRECTORS AND OFFICERS LIABILITY INSURANCE

Promoting good corporate governance and managing enterprise wide risk is a priority of the Company. The Company convinced that corporate governance and directors and officers liability insurance (the “**D&O Insurance**”) complement each other. The Company has arranged appropriate D&O Insurance coverage on Directors’ and officers’ liabilities in respect of legal actions against Directors and senior management arising out from corporate activities. The D&O Insurance will be reviewed and renewed annually.

董事

於報告期間內，本公司董事為：

執行董事

鄭穩偉先生(主席)

楊鏡湖先生

廖淑如女士

陳宏道先生

許莉君女士

麥展鵬先生

獨立非執行董事

陳曉峰先生，榮譽勳章、太平紳士

鄭文聰教授，銅紫荊星章、榮譽勳章、太平紳士

吳嵩先生，太平紳士(澳大利亞)

根據細則第108(a)及(b)條，陳曉峰先生、鄭文聰教授及吳嵩先生將於應屆股東週年大會上輪值退任，惟符合資格並願意膺選連任。本公司已收到全體獨立非執行董事發出之年度獨立性確認書，於本年報日期仍視彼等為獨立人士。

董事履歷詳情

本公司現任董事的履歷詳情載於本年報「董事及高級管理層履歷」一節。

董事及高級職員責任保險

促進良好的企業管治及管理整個企業的風險為本公司的一項工作重點。本公司相信，企業管治與董事及高級職員責任保險(「**董事及高級職員保險**」)乃相輔相成。對於因公司活動而引致的針對董事及高級管理人員的法律訴訟，本公司已就董事及高級職員的責任安排適當的董事及高級職員保險保障。董事及高級職員保險每年均會進行檢討及續保。

DIRECTORS' SERVICE CONTRACTS

Each of the existing executive Directors has been appointed for a term of three years subject to the provision of retirement and rotation of directors under the Articles. Either party has the right to terminate the service agreement by giving not less than three months' written notice to other party.

Each of the independent non-executive Directors has been appointed for a term of three years at an annual remuneration set out in their appointment letters subject to the provision of retirement and rotation of Directors under the Articles. Either party has the right to terminate the service agreement by giving not less than one month's written notice to other party.

None of the Directors who are proposed for re-election at the forthcoming AGM have entered into service contract with the Company which are not determinable by the Company within one year without payment of compensation, other than statutory compensation.

DIRECTORS' AND CONTROLLING SHAREHOLDERS' INTERESTS IN CONTRACTS

Other than as disclosed in note 9 and note 35 to the consolidated financial statements, there were no transactions, arrangements and contracts of significance in relation to the business of the Group to which the Company, or its holding company, or any of its subsidiaries was a party and in which a Director or a connected entity of a Director had a material interest, whether directly or indirectly, subsisted at the end of the year or at any time during the year, nor were there any transactions, arrangements or contracts of significance for the provision of services to the Company or any of its subsidiaries by a controlling shareholder (as defined in the Listing Rules) or any of its subsidiaries for the year. There were also no contracts of significance between the Company or one of the subsidiaries and the controlling shareholders or any of its subsidiaries.

董事服務合約

各現任執行董事均已獲委以三年任期，惟須遵守細則之董事退任及輪值退任條文。雙方均有權向另一方事先發出不少於三個月的書面通知終止服務協議。

各獨立非執行董事均已獲委以三年任期，年度薪酬載於其委任函內，惟須遵守細則之董事退任及輪值退任條文。雙方均有權向另一方事先發出不少於一個月的書面通知終止服務協議。

概無擬於應屆股東週年大會膺選連任的董事與本公司訂有本公司未支付賠償(法定賠償除外)即不可於一年內終止的服務合約。

董事及控股股東於合約中擁有的權益

除於綜合財務報表附註9及附註35內所披露者外，概無由本公司或其控股公司或其任何附屬公司訂立，而董事或董事的關連實體於其中直接或間接擁有重大利益之有關本集團業務的重大交易、安排及合約於年末或年內任何時間存續，而年內亦概無有關控股股東(定義見上市規則)或其任何附屬公司為本公司或其任何附屬公司提供服務的任何重大交易、安排或合約。本公司或任何一間附屬公司與控股股東或其任何附屬公司之間亦概無重大合約。

MANAGEMENT CONTRACT

No contracts concerning the management and administration of the whole or any substantial part of the business of the Company (which is not a contract of service with any Director or any person engaged in the full time employment of the Company) were entered into or existed during the year.

EMPLOYEES AND REMUNERATION POLICY

The Group had a total of 2,568 (31 December 2020: 2,333) full-time employees as at 31 December 2021. The Group's employee benefit expenses mainly included salaries, over time payments and discretionary bonuses, other staff benefits and contributions to retirement schemes. For FY2021, the total staff costs of the Group (including the Directors' remuneration) were approximately HK\$362.4 million (FY2020: approximately HK\$300.0 million).

The remuneration policy of the Company is reviewed regularly, making reference primarily to the market conditions and performance of the Company and individual staff members (including the Directors). Remuneration packages include, as the case may be, a basic salary, Director's remuneration, contribution to pension schemes, discretionary bonus relating to financial performance of our Group and individual performance. During the financial year, the remuneration policy and remuneration packages of the Directors and senior management are reviewed by the Remuneration Committee of the Company, with consideration given in regard to experience, duties and responsibilities, performance and achievement of the individuals, with reference to the market condition in relation to the Group's performance and profitability.

管理合約

本年度並無訂立或存在有關本公司全部或任何主要業務部分之管理及行政之合約（並非與任何董事或本公司任何全職僱員訂立的服務合約）。

僱員及薪酬政策

本集團於二零二一年十二月三十一日有合共2,568名(二零二零年十二月三十一日：2,333名)全職僱員。本集團的僱員福利開支主要包括薪金、超時工作津貼及酌情花紅、其他員工福利及退休計劃供款。於二零二一年財政年度，本集團的員工成本總額(包括董事的薪酬)約為362.4百萬港元(二零二零年財政年度：約300.0百萬港元)。

本公司主要參照市況和本公司與個別員工(包括董事)的表現定期檢討薪酬政策。薪酬待遇包括(視情況而定)基本薪酬、董事酬金、退休金計劃供款以及與本集團財務表現及個人表現掛鈎的酌情花紅。於財政年度內，本公司薪酬委員會參考市場情況、本集團的表現及盈利能力，基於個別人士的經驗、職務與職責、表現及成就檢討董事及高級管理層的薪酬政策和薪酬待遇。

PERMITTED INDEMNITY PROVISION

Pursuant to the Articles and subject to the applicable laws and regulations, every Director shall be indemnified and secured harmless out of the assets of the Company from and against all actions, costs, charges, losses, damages and expenses which they or any of them shall or may incur or sustain by reason of any act done, concurred in or omitted in or omitted in or about the execution of their duty or supposed duty in their respective offices except such (if any) as they shall incur or sustain through their own dishonesty, wilful default or fraud.

During FY2021, the Company has taken out and maintained appropriate insurance to protect the Directors against potential costs and liabilities arising from claims brought against the Directors.

DIRECTORS' AND CHIEF EXECUTIVES' INTERESTS AND SHORT POSITIONS IN SHARES AND UNDERLYING SHARES

As at 31 December 2021, the interests and/or short positions of the Directors and chief executives of our Company in the Shares, underlying shares and debentures of the Company and our associated corporations (within the meaning of Part XV of the Securities and Future Ordinance (“SFO”) which will be required to be notified to our Company and the Stock Exchange pursuant to Divisions 7 and 8 of Part XV of the SFO (including interests or short positions which they were taken or deemed to have under such provisions of the SFO) or which will be required, pursuant to Section 352 of the SFO, to be entered in the register referred to in that section, or which will be required, pursuant to the Model Code, to be notified to our Company and the Stock Exchange, were as follows:

已獲批准之彌償保證條文

根據細則及在適用法律及法規的規限下，每名董事均可從本公司的資產獲得彌償，該等人士或任何該等人士就各自的職務執行其職責或假定職責時因所作出、發生的作為或不作為而招致或蒙受的所有訴訟、費用、收費、損失、損害及開支，可獲確保免就此受任何損害，惟因(如有)該等人士本身不誠實、故意失責或欺詐而招致或蒙受者除外。

於二零二一年財政年度內，本公司已設有及投購適當保險，以保障董事免受向其索償所產生之任何潛在費用及債務影響。

董事及主要行政人員於股份及相關股份中擁有的權益及淡倉

於二零二一年十二月三十一日，本公司董事及主要行政人員於本公司及其相聯法團(定義見證券及期貨條例(「證券及期貨條例」)第XV部)的股份、相關股份及債權證中擁有的根據證券及期貨條例第XV部第7及8分部須知會本公司及聯交所的權益及／或淡倉(包括彼等根據證券及期貨條例相關條文被當作或視為擁有的權益或淡倉)，或根據證券及期貨條例第352條須紀錄於該條所指的登記冊內的權益及／或淡倉，或根據標準守則須知會本公司及聯交所的權益及／或淡倉如下：

(i) Long position in the ordinary shares of the Company

(i) 本公司普通股的好倉

Name of Directors and chief executives	Capacity/ nature of interest	Number of Underlying Shares held <i>(Note 1)</i>	Percentage of shareholding
董事及主要行政人員名稱	身份／權益性質	持有相關 股份數目 <i>(附註1)</i>	持股百分比
Mr. CHENG Wan Wai 鄭穩偉先生	Interest in a controlled corporation ^(Note 2) 受控制法團權益 ^(附註2)	310,353,954 (L)	58.34%
Mr. YEUNG Keng Wu Kenneth 楊鏡湖先生	Interest in a controlled corporation ^(Note 2) 受控制法團權益 ^(附註2)	310,353,954 (L)	58.34%
Ms. LIU Shuk Yu Sanny 廖淑如女士	Interest in a controlled corporation ^(Note 3) 受控制法團權益 ^(附註3)	64,706,046 (L)	12.16%
Mr. CHAN Wang Tao Thomas 陳宏道先生	Interest in a controlled corporation ^(Note 4) 受控制法團權益 ^(附註4)	19,950,000 (L)	3.75%
Ms. HUI Li Kwan 許莉君女士	Interest of spouse ^(Note 5) 配偶權益 ^(附註5)	310,353,954 (L)	58.34%
Mr. MAK Chin Pang 麥展鵬先生	Interest in a controlled corporation ^(Note 6) 受控制法團權益 ^(附註6)	3,990,000 (L)	0.75%

Notes:

1. The Letter "L" denotes a person's long position (as defined under Part XV of the SFO) in such Shares.
2. The shares are held by Good Elite Holdings Limited ("**Good Elite**"), the entire issued share capital of which is owned as to 50% by Mr. CHENG Wan Wai and as to 50% by Mr. YEUNG Keng Wu Kenneth.
3. The shares are held by Cypress Spurge Holdings Limited ("**Cypress Spurge**"), the entire issued share capital of which is wholly-owned by Ms. LIU Shuk Yu Sanny.
4. The shares are held by Dawn Gain Investment Limited, the entire issued share capital of which is wholly-owned by Mr. CHAN Wang Tao Thomas.
5. Under the SFO, Mr. CHENG Wan Wai is deemed to be interested in the same number of Shares held by Good Elite. Ms. HUI Li Kwan is the spouse of Mr. CHENG Wan Wai. Under the SFO, Ms. HUI Li Kwan is deemed to be interested in all the Shares in which Mr. CHENG Wan Wai is interested.
6. The shares are held by Welcome Mark Investment Limited, the entire issued share capital is wholly-owned by Mr. MAK Chin Pang.

附註：

1. 英文字母[L]指該名人士於該等股份中的好倉(定義見證券及期貨條例第XV部)。
2. 股份由Good Elite Holdings Limited (「**Good Elite**」)持有，其全部已發行股本由鄭穩偉先生及楊鏡湖先生分別擁有50%及50%。
3. 股份由Cypress Spurge Holdings Limited (「**Cypress Spurge**」)持有，其全部已發行股本由廖淑如女士全資擁有。
4. 股份由Dawn Gain Investment Limited持有，其全部已發行股本由陳宏道先生全資擁有。
5. 根據證券及期貨條例，鄭穩偉先生被視為於Good Elite持有的相同數目的股份中擁有權益。許莉君女士為鄭穩偉先生的配偶。根據證券及期貨條例，許莉君女士被視為於鄭穩偉先生擁有權益的所有股份中擁有權益。
6. 股份由Welcome Mark Investment Limited持有，其全部已發行股本由麥展鵬先生全資擁有。

(ii) Long position in the ordinary shares of associated corporations (ii) 相聯法團普通股的好倉

Name of Directors and chief executives 董事及 主要行政人員名稱	Name of associate corporations 相聯法團名稱	Capacity/nature of interest 身份／權益性質	Number of Underlying Shares held (Note 1) 持有相關 股份數目 (附註1)	Percentage of shareholding 持股百分比
Mr. CHENG Wan Wai 鄭穩偉先生	Good Elite	Beneficial owner 實益擁有人	1 (L)	50%
Mr. YEUNG Keng Wu Kenneth 楊鏡湖先生	Good Elite	Beneficial owner 實益擁有人	1 (L)	50%
Ms. LIU Shuk Yu Sanny 廖淑如女士	Cypress Spurge	Beneficial owner 實益擁有人	1 (L)	100%
Mr. CHAN Wang Tao Thomas 陳宏道先生	Dawn Gain Investment Limited	Beneficial owner 實益擁有人	1 (L)	100%
Ms. HUI Li Kwan 許莉君女士	Good Elite	Interest of spouse 配偶權益	1 (L)	50%
Mr. MAK Chin Pang 麥展鵬先生	Welcome Mark Investment Limited	Beneficial owner 實益擁有人	1 (L)	100%

Note:

1. The Letter "L" denotes a person's long position (as defined under Part XV of the SFO) in such Shares.

附註：

1. 英文字母[L]指該名人士於該等股份中的好倉(定義見證券及期貨條例第XV部)。

Save as disclosed above, none of the Directors or chief executives of the Company had or was deemed to have any interests or short positions in the shares, underlying shares or debentures of the Company or any of its associated corporations (within the meaning of Part XV of the SFO) as at 31 December 2021.

Directors' rights to acquire shares or debentures

Save for the Share Option Scheme, at no time during the year ended 31 December 2021 was the Company, its holding company, or any of its subsidiaries or fellow subsidiaries a party to any arrangement to enable the Directors to acquire benefits by means of the acquisition of shares in, or debentures of, the Company or any other body corporate.

DIRECTORS' INTEREST IN COMPETING BUSINESS

None of the Directors or any of their respective associates had any interest in a business which competed or was likely to compete with the business of the Group during the year ended 31 December 2021 and up to the date of this annual report.

除上文所披露者外，於二零二一年十二月三十一日，概無董事或本公司主要行政人員於本公司及其任何相聯法團的股份、相關股份或債權證中擁有或被視為擁有任何權益或淡倉（定義見證券及期貨條例第XV部）。

董事購買股份或債權證之權利

除購股權計劃外，於截至二零二一年十二月三十一日止年度內任何時間，本公司、其控股公司或其任何附屬公司或同系附屬公司概無訂立任何安排，致使董事可藉收購本公司或任何其他法人團體的股份或債權證而獲益。

董事於競爭業務中擁有的權益

於截至二零二一年十二月三十一日止年度及直至本年報日期，董事或任何彼等各自的聯繫人概無於與本集團業務構成競爭或可能構成競爭的業務中擁有任何權益。

SUBSTANTIAL SHAREHOLDERS' AND OTHER PERSONS' INTERESTS AND SHORT POSITIONS IN SHARES AND UNDERLYING SHARES

As at 31 December 2021, to the best knowledge of the Directors, the following persons (other than a Director or chief executive of the Company) or corporations who had interests or short positions of in the Shares or underlying Shares of the Company which would fall to be disclosed to the Company under the provisions of Divisions 2 and 3 of Part XV of the SFO, or which will be required, pursuant to Section 336 of the SFO, to be entered in the register referred to in that section, or which will be required, to be notified to the Stock Exchange, were as follows:

主要股東及其他人士於股份及相關股份的權益及淡倉

於二零二一年十二月三十一日，據董事所深知，以下人士(除董事或本公司主要行政人員外)或法團於本公司股份或相關股份中擁有根據證券及期貨條例第XV部第2及第3分部規定須向本公司披露的權益或淡倉，或根據證券及期貨條例第336條規定須記錄在該條所述登記冊的權益或淡倉，或被規定須知會聯交所的權益或淡倉如下：

Name of substantial Shareholders or other persons 主要股東及其他人士名稱	Nature of interest 權益性質	Number of Underlying Shares held (Note 1) 持有的相關股份數目 (附註1)	Percentage of shareholding 持股百分比
Ms. WONG Lai Ying 黃麗英女士	Interest of spouse ^(Note 2) 配偶權益 (附註2)	310,353,954 (L)	58.34%
Good Elite	Beneficial owner ^(Note 3) 實益擁有人 (附註3)	310,353,954 (L)	58.34%
Cypress Spurge	Beneficial owner ^(Note 4) 實益擁有人 (附註4)	64,706,046 (L)	12.16%

Notes:

- The Letter "L" denotes a person's long position (as defined under Part XV of the SFO) in such Shares.
- Under the SFO, Mr. YEUNG Keng Wu Kenneth is deemed to be interested in the same number of Shares held by Good Elite. Ms. WONG Lai Ying is the spouse of Mr. YEUNG Keng Wu Kenneth. Under the SFO, Ms. WONG Lai Ying is deemed to be interested in all our Shares in which Mr. YEUNG Keng Wu Kenneth is interested.
- Good Elite is beneficially owned equally by Mr. CHENG Wan Wai and Mr. YEUNG Keng Wu Kenneth. Each of Mr. CHENG Wan Wai and Mr. YEUNG Keng Wu Kenneth is deemed to be interested in the same number of Shares that are held by Good Elite under the SFO.
- Cypress Spurge is beneficially wholly-owned by Ms. LIU Shuk Yu Sanny. Ms. LIU Shuk Yu Sanny is deemed to be interested in the same number of Shares that are held by Cypress Spurge under the SFO.

附註：

- 英文字母「L」指該名人士於該等股份中的好倉(定義見證券及期貨條例第XV部)。
- 根據證券及期貨條例，楊鏡湖先生被視為於Good Elite持有的相同數目的股份中擁有權益。黃麗英女士為楊鏡湖先生的配偶。根據證券及期貨條例，黃麗英女士被視為於楊鏡湖先生擁有權益的所有股份中擁有權益。
- Good Elite由鄭穩偉先生及楊鏡湖先生平均實益擁有。根據證券及期貨條例，鄭穩偉先生及楊鏡湖先生各自被視為於Good Elite持有相同數目的股份中擁有權益。
- Cypress Spurge由廖淑如女士實益全資擁有。根據證券及期貨條例，廖淑如女士被視為於Cypress Spurge所持相同數目的股份中擁有權益。

Save as disclosed above, as at 31 December 2021, according to the register of interests required to be kept by the Company under Section 336 of the SFO, there was no person who had any interest or short position in the shares or underlying shares of the Company which would fall to be disclosed to the Company under the provisions of Divisions 2 and 3 of Part XV of the SFO.

SHARE OPTION SCHEME

On 20 December 2019, the Company adopted the Share Option Scheme for the purpose of providing incentives or rewards to selected eligible persons for their contributions to the Group. The terms of the Share Option Scheme are in compliance with the provisions of Chapter 17 of the Listing Rules.

Since the date of adoption of the Share Option Scheme and up to 31 December 2021, no options were granted under the Share Option Scheme.

Purpose

The purpose of the Share Option Scheme is to motivate Eligible Persons (as set out in below) (i) to optimise their future contributions to our Group; (ii) to reward them for their past contributions; and (iii) to attract, retain or otherwise maintain on-going relationships with Eligible Persons who are significant to and/or whose contributions are or will be beneficial to the performance, growth and success of the Group.

除上文披露者外，於二零二一年十二月三十一日，根據證券及期貨條例第336條規定本公司保存之權益登記冊，概無人士於本公司股份或相關股份中擁有須根據證券及期貨條例第XV部第2及第3分部向本公司披露的任何權益或淡倉。

購股權計劃

於二零一九年十二月二十日，本公司採納購股權計劃，旨在向選定的合資格人士提供激勵或獎勵，以表彰彼等對本集團的貢獻。購股權計劃的條款符合上市規則第17章的規定。

自採納購股權計劃的日期起直至二零二一年十二月三十一日，概無根據購股權計劃授出購股權。

目的

購股權計劃旨在鼓勵合資格人士(載於下文)(i)於日後對本集團作出最大貢獻；(ii)獎勵彼等過往作出的貢獻；及(iii)吸納及挽留對本集團而言屬重要及／或其貢獻有利或將有利於本集團表現、增長及所得成果的合資格人士，或以其他方式與彼等維持持續關係。

Eligible persons

The Board may, at its sole discretion, invite any director or proposed director (including an independent non-executive director) of any member of the Group, any executive director of, manager of, or other employee holding an executive, managerial, supervisory or similar position in, any member of the Group (an “**Employee**”), any proposed Employee, any full-time or part-time Employee, or a person for the time being seconded to work full-time or part-time for any member of the Group (an “**Executive**”), a consultant, business or sole venture partner, franchisee, contractor, agent or representative of any member of the Group, a person or entity that provides research, development or other technological support or any advisory, consultancy, professional or other services to any member of the Group, or an associate (as defined under the Listing Rules) of any of the foregoing persons (together, “**Eligible Persons**” and each an “**Eligible Person**”).

Acceptance of an offer of options

An offer of the grant of an option shall be deemed to have been accepted when the duplicate letter comprising acceptance of the option duly signed by the grantee together with a remittance in favour of the Company of HK\$1.0 by way of consideration for the grant thereof is received by the Company within the period specified in the letter containing the offer of the grant of the option. Such remittance shall in no circumstances be refundable. Once such acceptance is made, the option shall be deemed to have been granted and to have taken effect from the offer date.

合資格人士

董事會可全權酌情邀請本集團任何成員公司之任何董事或建議董事(包括獨立非執行董事)、任何執行董事、經理或在本集團任何成員公司擔任行政、管理、監督或類似職位之其他僱員(「僱員」)、任何建議僱員、任何全職或兼職僱員、或當時調入本集團任何成員公司作全職或兼職工作之任何人士(「行政人員」)、本集團任何成員公司之顧問、業務或獨資公司夥伴、特許經營商、承包商、代理或代表、向本集團任何成員公司提供研究、開發或其他技術支援或任何諮詢、顧問、專業或其他服務之個人或實體、任何上述人士之聯繫人(定義見上市規則)(統稱為「合資格人士」，各為一名「合資格人士」)。

接納購股權要約

當本公司於載有建議授出購股權的函件所指定的期間內收到由承授人正式簽署的接納購股權的函件副本，連同以本公司為受益人的匯款1.0港元作為獲授購股權的代價時，建議授出的購股權將被視為已獲接納。該匯款在任何情況下均不得退還。一經接納，購股權將被視為已授出，並於授出日期起生效。

Maximum number of Shares available for subscription

The maximum number of Shares to be issued upon exercise of all options which may be granted under the Share Option Scheme (and under any other post-IPO share option scheme of the Company) shall not in aggregate exceed 10% of the Shares representing 53,200,000 Shares in issue immediately after completion of the Global Offering and as at 16 January 2020 (the “**Listing Date**”) (“**Scheme Mandate Limit**”), provided that the Company may at any time as the Board may think fit seek approval from the Shareholders to refresh the Scheme Mandate Limit, except that the maximum number of Shares to be issued upon exercise of all options which may be granted under the Share Option Scheme (and under any other post-IPO share option scheme of the Company) shall not exceed 10% of the Shares in issue as at the date of approval by the Shareholders in general meeting where such limit is refreshed. Options previously granted under the Share Option Scheme and any other post-IPO share option scheme (including those outstanding, cancelled and lapsed in accordance with the terms and conditions of the Share Option Scheme or any other post-IPO share option scheme or exercised options under the said schemes of the Company) shall not be counted for the purpose of calculating the limit as refreshed. The Company shall issue a circular containing the information required under Rule 17.02(2)(d) and the disclaimer required under Rule 17.02(4) of the Listing Rules to the Shareholders. In addition, the Company may seek separate approval from the Shareholders in general meeting for granting options beyond the Scheme Mandate Limit, provided that the options in excess of the Scheme Mandate Limit are granted only to the Eligible Persons specified by the Company before such approval is sought and for whom specific approval is obtained. The Company shall issue a circular to the Shareholders containing the information required under Rule 17.03(3) of the Listing Rules.

Notwithstanding the preceding paragraph, the maximum number of Shares to be issued upon exercise of all outstanding options granted and yet to be exercised under the Share Option Scheme (and under any other post-IPO share option scheme of the Company) shall not exceed 30% of the Shares in issue from time to time.

可供認購股份數目上限

因根據購股權計劃(及根據本公司任何其他首次公開發售後購股權計劃)可能授出的所有購股權獲行使而將予發行的股份數目，最多合共不得超過緊隨全球發售完成後及於二零二零年一月十六日(「上市日期」)的已發行股份的10%(相當於53,200,000股股份)(「計劃授權上限」)，惟本公司可於董事會認為合適的情況下隨時尋求股東批准更新計劃授權上限，惟因行使根據購股權計劃(及根據本公司任何其他首次公開發售後購股權計劃)可能授出的所有購股權而將予發行的股份數目，最多不得超過股東於股東大會上批准更新該上限之日已發行股份的10%。之前根據購股權計劃及任何其他首次公開發售後購股權計劃授出的購股權(包括尚未行使、已註銷及根據購股權計劃或任何其他首次公開發售後購股權計劃的條款及條件作失效論或已根據本公司上述計劃行使的購股權)將不會計入經更新上限內。本公司須向股東發出通函，當中載有上市規則第17.02(2)(d)條所規定的資料及第17.02(4)條所規定的免責聲明。此外，本公司可於股東大會上尋求股東另行批准授出超過計劃授權上限的購股權，惟超過計劃授權上限的購股權僅可授予本公司在尋求上述批准前所指定並就其取得特別批准的合資格人士。本公司須向股東發出通函，當中載有上市規則第17.03(3)條規定的資料。

儘管有前段所述者，惟因行使根據購股權計劃(及根據本公司任何其他首次公開發售後購股權計劃)授出而尚未行使及有待行使的所有購股權而將予發行的股份數目，最多不得超過不時已發行股份的30%。

The maximum number of Shares issued and to be issued upon exercise of the options granted to any one Eligible Person (including exercised and outstanding options) in any 12-month period shall not exceed 1% of the Shares in issue from time to time. Where any further grant of options to such an Eligible Person would result in the Shares issued and to be issued upon exercise of all options granted and which may be granted to such Eligible Person (including exercised, cancelled and outstanding options) in the 12-month period up to and including the date of such further grant representing in aggregate over 1% of the Shares in issue, such further grant shall be separately approved by the Shareholders in general meeting with such Eligible Person and his associates or close associates (as the case may be) abstaining from voting. The applicable requirements of Rule 17.03(4) of the Listing Rules shall be complied with.

The maximum numbers set out in this paragraph shall be subject to adjustment in accordance with the lapse of options but shall not in any event exceed the limits imposed by Chapter 17 of the Listing Rules.

在任何12個月期間內因授予任何一名合資格人士的購股權(包括已行使及尚未行使的購股權)獲行使而已發行及將予發行的股份數目,最多不得超過不時已發行股份的1%。倘向該合資格人士增授購股權會導致截至增授購股權之日(包括該日)止12個月期間因行使已授予及可能授予該合資格人士的所有購股權(包括已行使、已註銷及尚未行使的購股權)而已發行及將予發行的股份,合共超過已發行股份的1%,則該增授購股權須在股東大會上取得股東另行批准,而該合資格人士及其聯繫人或緊密聯繫人(視情況而定)均須放棄投票。本公司須遵守上市規則第17.03(4)條的適用規定。

本段所載的數目上限可根據購股權之失效予以調整,但無論如何不得超過上市規則第17章規定的上限。

Grant of options to core connected persons

Insofar as and for so long as the Listing Rules require, where any offer of an option is proposed to be made to a Director, chief executive of the Company or substantial Shareholder or any of their respective associates, such offer must first be approved by the independent non-executive Directors (excluding any independent non-executive Director who is or whose associate is the grantee to whom the option is proposed to be granted). Insofar and for so long as the Listing Rules so require, no option may be granted to any substantial Shareholder or independent non-executive Director or any of their respective associates which would result in the Shares issued and to be issued upon exercise of all options already granted or to be granted (including options exercised, cancelled and outstanding) to such person under the Share Option Scheme (and under any other share option scheme of the Company) in the 12-month period up to and including the date of board meeting for proposing such further grant (i) representing in aggregate over 0.1% of the share capital of the Company in issue; or (ii) having an aggregate value, based on the closing price of the Shares at the date of the board meeting for proposing such further grant, in excess of HK\$5 million, unless such further grant is approved by the Shareholders in general meeting. Before seeking such approval, the Company shall issue a circular containing such information as required by the Listing Rules to the Shareholders. At such general meeting, the grant of options to the substantial Shareholder or independent non-executive Director or any of their respective associates shall, for so long and insofar as the Listing Rules so required, be approved by the Shareholders by way of poll with the Grantee, his associates and all core connected persons of our Company abstaining from voting, except that any such person may vote against such resolution provided that he has informed the Company of his intention to do so and such intention has been stated in the relevant circular to the Shareholders.

向核心關連人士授出購股權

只要在上市規則規定的範圍內，每當建議向董事、本公司主要行政人員或主要股東或彼等各自的任何聯繫人作出有關授出購股權的任何要約時，該要約須事先獲獨立非執行董事(不包括其本身或其聯繫人為建議可獲授購股權的承授人的任何獨立非執行董事)批准。只要在上市規則規定的範圍內，倘向任何主要股東或獨立非執行董事或彼等各自的任何聯繫人授出購股權會導致截至提呈該增授購股權的董事會會議日期(包括該日)止12個月期間內，因根據購股權計劃(及根據本公司任何其他購股權計劃)已授予或將授予該人士的所有購股權(包括已行使、已註銷及尚未行使的購股權)獲行使而已發行及將予發行的股份(i)合共佔本公司已發行股本逾0.1%；或(ii)根據提呈該增授購股權的董事會會議日期的股份收市價計算總值逾5百萬港元，則不得授出有關購股權，除非該增授購股權已獲股東於股東大會上批准。在尋求上述批准前，本公司須向股東發出通函，當中載有上市規則規定的有關資料。只要在上市規則規定的範圍內，在有關股東大會上，向主要股東或獨立非執行董事或彼等各自的任何聯繫人授出購股權須獲股東以投票表決方式批准，而承授人、其聯繫人及本公司所有核心關連人士均須放棄投票，惟若任何前述人士投票反對該決議案則除外，前提為其已通知本公司其如此行事的意向以及該意向已於向股東發出的相關通函內列明。

Subscription price of the Shares

The subscription price in respect of any particular option shall be such price as the Board may in its absolute discretion determine at the time of the grant of the relevant option (and shall be stated in the letter containing the offer of the grant of the option) but the subscription price shall not be less than whichever is the highest of:

- (i) the nominal value of a Share;
- (ii) the closing price of Shares as stated in the Stock Exchange's daily quotations sheet on the offer date; and
- (iii) the average of the closing prices of Shares as stated in the Stock Exchange's daily quotations sheet for the five business days immediately preceding the offer date. The subscription price shall also be subject to adjustment in accordance with the reorganisation of capital structure.

Minimum period for which an option must be held before it can be exercised

There is no minimum period for which an option must be held before it can be exercised, and the period during which an option may be exercised will be determined by the Board in its absolute decision. However, no offer shall be capable of or remain open for acceptance after the expiry of 10 years commencing on the Listing Date.

Duration

The Share Option Scheme shall be valid and effective for a period of ten years commencing on the Listing Date. However, the Shareholders may by a resolution in general meeting at any time terminate the Share Option Scheme. Upon expiry or termination of the Share Option Scheme, no further options shall be offered but in all other respects the provisions of the Share Option Scheme shall remain in full force and effect. All options granted before such expiry or termination (as the case may be) and not then exercised shall continue to be valid and exercisable subject to and in accordance with the terms of the Share Option Scheme. In respect of any option granted, the Board may in its

股份之認購價

任何特定購股權所涉及之認購價，乃董事會於有關購股權授出時全權酌情釐定之價格(須於載有授出購股權建議之函件內列明)，惟認購價不得低於下列之最高者：

- (i) 股份之面值；
- (ii) 於要約日期聯交所每日報價表所報股份之收市價；及
- (iii) 緊接要約日期前五個營業日聯交所每日報價表所報股份之平均收市價。認購價亦可根據股本架構重組予以調整。

購股權可獲行使前須持有的最低期限

購股權可獲行使前不設須持有的最低期限，而購股權可獲行使的期限將由董事會全權釐定。然而，自上市日期起10年期限屆滿後，任何要約均不可或仍可供接納。

期限

購股權計劃由上市日期起計十年內生效及有效。然而，股東可隨時於股東大會上以決議案終止購股權計劃。在購股權計劃屆滿或終止後，概不會再建議授出購股權，惟購股權計劃之條文於所有其他方面均仍然具有十足效力及作用。根據購股權計劃之條款並在其規限下，上述屆滿或終止(視情況而定)前授出而當時尚未行使其所有購股權將繼續有效及

discretion determine the exercise periods, provided that such period shall not be longer than 10 years commencing on the commencement date of such report.

SUFFICIENCY OF PUBLIC FLOAT

Based on the information that is publicly available to the Company and within the knowledge of the Board, the Board confirms that the Company has maintained the public float as required by the Listing Rules as at the latest practicable date prior to the issue of this annual report.

TAX RELIEF

The Company is not aware of any relief from taxation available to the Shareholders by reason of their holdings of the Shares.

RELATED PARTY TRANSACTIONS

Details of the related party transactions are set out in note 35 to the consolidated financial statements. The transaction related to the rental payment to a related party, which constituted a de minimis connected transaction under Chapter 14A of the Listing Rules, was fully exempt from the requirements of reporting, annual review, announcement, approval of independent shareholders and other relevant disclosure requirements under Chapter 14A of the Listing Rules. Other than the transaction mentioned above, the Directors confirm that the related parties transactions did not constitute connected transactions or continuing connected transactions under Chapter 14A of the Listing Rules.

可予行使。就任何已授出購股權而言，董事會可酌情釐定行使期，惟該期間不得超過自該報告開始日期起計10年。

充足的公眾持股量

根據本公司可公開獲得的資料及就董事會所知，董事會確認，於本年報刊發前的最後實際可行日期，本公司已維持上市規則所規定的公眾持股量。

減免稅項

本公司並不知悉任何股東因持股而可減免稅項。

關聯方交易

關聯方交易詳情載於綜合財務報表附註35。有關向一名關聯方支付租金的交易，根據上市規則第14A章構成最低豁免水平的一項關連交易，並完全豁免遵守上市規則第14A章的申報、年度審閱、公告、獨立股東批准及其他相關披露規定。除上述交易外，董事確認，關聯方交易並不構成上市規則第14A章項下的關連交易或持續關連交易。

AUDIT COMMITTEE

The Audit Committee of the Company, which consists of three independent non-executive Directors, namely Mr. Ng Shung, Mr. Chan Hiu Fung Nicholas and Prof. Cheng Man Chung Daniel, has reviewed, together with the participation of the management, the accounting principles and practices adopted by the Group and discussed auditing and financial reporting matters including the review of the audited financial statements of the Group for FY2021.

EVENTS AFTER THE END OF THE REPORTING PERIOD

Save for those disclosed in this annual report, there are no significant events affecting the Group after FY2021 and up to the date of this annual report.

INDEPENDENT AUDITOR

The consolidated financial statements for the year ended 31 December 2021 have been audited by PricewaterhouseCoopers, who will retire and, being eligible, offer themselves for re-appointment. The Board has taken the Audit Committee's recommendation that a resolution for their re-appointment as independent auditor of the Company will be proposed at the forthcoming AGM.

There is no change of independent auditor in any of the preceding three years.

By order of the Board

CHENG Wan Wai

Chairman

Hong Kong, 30 March 2022

審核委員會

本公司審核委員會(由三名獨立非執行董事吳嵩先生、陳曉峰先生及鄭文聰教授組成)已連同管理層審閱本集團採用的會計原則及慣例，並已討論審核與財務報告事項，包括審閱本集團二零二一年財政年度之經審核財務報表。

報告期後事件

除本年報所披露者外，於二零二一年財政年度及直至本年報日期，概無影響本集團的重大事件。

獨立核數師

截至二零二一年十二月三十一日止年度之綜合財務報表已由羅兵咸永道會計師事務所審核，其將退任，並符合資格膺選連任。董事會已採納審核委員會的推薦建議，將於應屆股東週年大會上提呈有關重新委任其為本公司獨立核數師的決議案。

於過去三個年度，並無更換獨立核數師。

承董事會命

主席

鄭穩偉

香港，二零二二年三月三十日

ABOUT THE REPORT

The board of directors (the “**Board**”) of Q P Group Holdings Limited (the “**Company**”) hereby publish the Environmental, Social and Governance (“**ESG**”) Report (“**Report**”) of the Company and its subsidiaries (collectively as the “**Group**” or “**We**”) for the year ended on 31 December 2021 (the “**Reporting Period**” or “**FY2021**”). This Report summarises our policies, approaches and practices towards ESG management to its stakeholders and enabling them to have a better understanding about the progress and performance of the Group’s ESG development.

Scope of Report

This ESG Report covers the Group’s business in paper product manufacturing and printing of its headquarter in Hong Kong and two key production plants at Dongguan and Heshan in Guangdong Province of the PRC. The Company will continue to review the scope of reporting regularly according to our materiality principles and the key stakeholders’ opinions, and will extend the scope in future if necessary.

Overview of our ESG Management

The Group is a paper product manufacturing and printing services provider. Like many other industry players, our business and operations are highly intertwined with ESG issues. We believe that sustainable practices in ESG help us set the foundation for long-term success and value creation for our stakeholders. Our ESG proposition and commitment to sustainability in business development, manufacturing operations, facility management, human resources management and community engagement are embedded in our corporate culture, which is set out in our Vision, Mission and Core Values below.

Vision

We are dedicated to becoming the industry’s most preferred and trustworthy partner.

關於本報告

僑思集團控股有限公司(「本公司」)董事會(「董事會」)謹此刊發截至二零二一年十二月三十一日止年度(「報告期間」或「二零二一財政年度」)本公司及其附屬公司(統稱「本集團」或「我們」)的環境、社會及管治(「環境、社會及管治」)報告(「本報告」)。本報告向持份者概述我們有關環境、社會及管治管理的政策、方法及常規，讓彼等更了解本集團環境、社會及管治發展的進展及表現。

報告範圍

本環境、社會及管治報告涵蓋本集團於香港總部以及於中國廣東省東莞市及鶴山市的兩間主要生產廠房的紙品製造及印刷業務。本公司將繼續根據其重要性原則及主要持份者的意見定期檢討報告範圍，並在日後必要時擴大有關範圍。

我們的環境、社會及管治管理概覽

本集團是一間紙製品製造及印刷服務供應商。與許多其他行業參與者一樣，我們的業務及營運與環境、社會及管治事宜息息相關。我們相信，環境、社會及管治的可持續常規有助我們為持份者的長遠成功及價值創造奠定基礎。我們在業務發展、製造營運、設施管理、人力資源管理及社區參與方面的環境、社會及管治倡議及對可持續發展的承諾已融入我們的企業文化，並載於下文我們的願景、使命及核心價值。

願景

我們致力成為行業中首選及最可靠的合作夥伴。

Mission

- To create value for our stakeholders through innovation, services excellence and products of the highest quality.
- To empower our people with competence and professionalism, so they can take pride in work and being part of our team.
- To contribute to the community by always acting with integrity and care.

Core Values

- Integrity: We conduct our business in an ethical, faithful and responsible manner. We pledge to live up to every commitment we make and be accountable for every step we take. Our values of integrity, honesty and fairness are the fundamental building blocks of our success. These values are not only key to everything we have achieved so far, they also shape the way we do business and define who we are.
- People: We treat everyone with respect and care, and value the contributions and accomplishments of every individual. Through continual training, development and encouragement, we empower our people on their journey by providing support and resources to help them grow and achieve both their own goals and ours.
- Professionalism: Our professionalism, as reflected in our everyday decisions, embraces an unflinching commitment to precision, accuracy and efficiency, the relentless pursuit of product quality and service excellence, and a tireless passion to exceed our customers' expectations.
- Care: As a responsible corporate citizen, QP cares for both the well-being of the next generation and the long-term health of the planet. We adopt a proactive approach to supporting the communities from which we take our strength, and manage our daily operations in accordance with proven green principles.

使命

- 通過創新、卓越服務及高質素產品，為持份者創造價值。
- 培養團隊的才幹和專業精神，讓員工為工作及作為僑思人感到自豪。
- 持守誠信，傳揚關愛精神，積極回饋社會。

核心價值

- 誠信：我們以重視道德、忠誠和負責任的態度務實經營，認真地履行作出的每一個承諾，踏實地走每一步。誠信、誠實和公正一直是我們成功的基石，這不單是僑思開通每道門戶，與合作夥伴建立關係的鑰匙，也是我們的經營法則和定位。
- 團隊：我們尊重和關懷團隊中的每位成員，重視個體的貢獻和成就。通過持續培訓、開發和鼓勵，我們在同事的職業生涯路上為他們提供充足的支援和資源，協助他們成長，實現個人以及僑思團隊整體的目標。
- 專業：僑思的專業精神體現於日常行事當中，展現出對細緻、準確和效率的嚴格要求，對卓越品質和服務的堅持，以及對超越客戶期望的決心。
- 關懷：作為負責任的企業公民，我們關注下一代的福祉和地球的長遠發展。我們堅守取諸社會，用諸社會的原則，積極回饋社區，並按行之有效的環保原則管理日常營運。

Our ESG Management Structure

The Group adopts a top-down management approach to ESG management. The Board is responsible for overseeing the management of the Group's ESG issues, which includes formulating and reviewing ESG policies, strategies, directions and priorities; evaluating ESG risks and opportunities; administering and reviewing our ESG performance, effectiveness and internal control; and approving ESG reports and relevant disclosures. We have also established an ESG working group which is comprised of department heads of administration, human resources, material sourcing, production, sales and corporate communications. The working group is in charge of the identification of major ESG risks, formulation of sustainability targets, implementation of sustainable practices and evaluation and reporting of sustainability performance in different areas of business operations according to their materiality, expectations of top management and stakeholders and relevant regulatory requirements. The working group also coordinate and supervise ESG issues, regularly review the progress of key performance indicator targets and make appropriate adjustments in the light of business developments of the Group. Through regular reports from and meetings with the working group, the Board reviews the Group's targets and performance from time to time to address potential risk, evaluate our ESG standards and seek continuous improvement.

The Board is fully aware of the increasing demand for good corporate sustainability practices that can benefit both a company's commercial success and public interest. Under the leadership of the Board, the Group will continue to step up efforts and resources in different ESG aspects to build more sustainable and equitable business operations. As a manufacturer, we will particularly focus on improving our performance in environmental and operational aspects including emission and waste management in the coming years, which are all inextricable parts in our daily operations and may potentially lead to intensive and extensive impact, to meet the heightened regulatory standards and expectations of stakeholders. Details of relevant policies, strategies and targets are set forth in later sections of this report.

我們的環境、社會及管治管理架構

本集團對環境、社會及管治管理採取自上而下的管理手法。董事會負責監督本集團環境、社會及管治事宜的管理，包括制定及檢討環境、社會及管治政策、策略、方向及重點事項；評估環境、社會及管治風險及機遇；管理及檢討我們的環境、社會及管治表現、成效及內部控制；以及審批環境、社會及管治報告及相關披露。我們亦已成立環境、社會及管治工作小組，由行政、人力資源、物料採購、生產、銷售及企業傳訊的部門主管組成。工作小組負責識別主要環境、社會及管治風險，制定可持續發展目標，執行可持續發展措施，並根據重要性、最高管理層及持份者的期望以及相關監管規定，評估及匯報業務營運中不同領域的可持續發展表現。工作小組亦對環境、社會及管治事宜進行協調及監督、定期檢視關鍵績效指標目標的進展，並根據本集團的業務發展作出適當調整。透過工作小組的定期報告及會議，董事會不時檢討本集團的目標及表現，以應對潛在風險、評估我們環境、社會及管治的水平並尋求持續改進。

董事會深明企業所面對有關落實可持續發展措施的需求正不斷上升，而這對公司的商業表現及公眾利益均有所裨益。在董事會的領導下，本集團將繼續在不同環境、社會及管治方面加大力度及資源，以建立更可持續及公平的業務營運。作為製造商，排放及廢物管理均是我們日常營運中密不可分的部分，並可能產生重大及廣泛的影響，因此在未來數年，我們將特別專注於改善上述環境及營運範疇的表現，以符合更高的監管標準及持份者的期望。相關政策、策略及目標的詳情載於本報告較後章節。

Reporting Standard

This Report has been prepared in accordance with the Environmental, Social and Governance Reporting Guide under Appendix 27 to the Rules Governing the Listing of Securities on The Stock Exchange of Hong Kong Limited (“ESG Reporting Guide”). The Board has acknowledged its responsibility to oversee the Group’s sustainable development and review the truthfulness, accuracy and completeness of this report.

This report was prepared following the four principles suggested in the ESG Reporting Guide.

Materiality — Materiality assessments are carried out to identify material environmental and social issues that have major impacts on the Group and its significant stakeholder groups.

Quantitative — Key performance indicators and improvement goals are measurable and are reported in a quantitative way with narrative and comparative data where appropriate.

Balance — The ESG performance of the Group is reported in an objective and fair manner without the inappropriate use of selections, omissions or presentation formats that may inappropriately influence a decision or judgment by the report reader.

Consistency — Consistent statistical methodologies are adopted to assess key performance indicators which allow meaningful comparisons of relevant data over time. Any changes to the methodologies or any other relevant factors affecting a meaningful comparison will be disclosed in this Report.

Contact and Feedback

The Group values your feedback on this Report and our ESG performance. If you have any comments or suggestions, please feel free to contact us via email at investorrelations@qpp.com.

報告準則

本報告按香港聯合交易所有限公司證券上市規則附錄二十七《環境、社會及管治報告指引》(「環境、社會及管治報告指引」)編製。董事會已確認其監督本集團可持續發展以及檢討本報告真實性、準確性及完整性的責任。

本報告乃根據環境、社會及管治報告指引建議的四項原則編製。

重要性 — 進行重要性評估以識別對本集團及其重要持份者組別有重大影響的重大環境及社會議題。

量化 — 關鍵績效指標及改進目標可予計量，並以量化方式報告，並在適當情況下提供敘述及比較數據。

平衡 — 本集團的環境、社會及管治表現以客觀及公平的方式報告，並無不當使用可能會不恰當地影響報告讀者決策或判斷的選擇、遺漏或呈列格式。

一致性 — 採用一致的統計方法評估關鍵績效指標，以便隨時間對相關數據進行有意義的比較。本報告將披露該等方法的任何變動或影響有意義比較的任何其他相關因素。

聯絡及反饋

本集團重視閣下對本報告及我們環境、社會及管治表現的反饋。閣下如有任何意見或建議，歡迎透過電郵 investorrelations@qpp.com 聯絡我們。

STAKEHOLDER ENGAGEMENT

By thoroughly considering the individuals and parties that may affect or be affected by the operations of the Group, the Group identified six significant stakeholder groups, including governmental/regulatory organisations, shareholders/investors, employees, customers, suppliers and community partners. The Group maintains a close tie with these significant stakeholder groups to understand their expectations and concerns through regular and effective communication channels, including but not limited to the general meetings, annual and interim reports, press releases, social services and charity works, seminars and interactions in daily operations. We strive to balance their expectations and concerns when assessing and determining our ESG directions. The Group ensures that the relevant risk management measures and internal control systems are operating effectively. The following table shows the management response to the expectations and concerns of the six significant stakeholder groups.

持份者參與

本集團深入考慮可能影響或受本集團營運影響的個人及團體，識別出六個重大持份者組別，包括政府／監管機構、股東／投資者、員工、客戶、供應商及社區合作夥伴。本集團與該等重要持份者團體保持緊密聯繫，透過定期及有效的溝通渠道(包括但不限於股東大會、年度及中期報告、新聞稿、社會服務及慈善工作、研討會及日常業務往來)了解彼等的期望及關注事項。在評估及釐定我們的環境、社會及管治方向時，我們致力平衡彼等的期望及關注。本集團確保相關風險管理措施及內部控制系統妥善及有效地運行。下表列示管理層對六個重要持份者組別的期望及關注的回應。

STAKEHOLDERS 持份者	EXPECTATIONS AND CONCERNS 期望與要求	MANAGEMENT RESPONSE 管理層回應
Government/ regulatory organisations 政府／監管機構	<ul style="list-style-type: none"> ➢ Compliance in laws and regulations 遵守法律及法規 ➢ Fulfill tax obligation 履行稅務責任 	<ul style="list-style-type: none"> ➢ Uphold integrity and compliance in operations 於營運中秉持誠信及合規 ➢ Establish comprehensive and effective internal control system 建立全面有效的內部控制系統 ➢ Compliance with relevant laws, regulatory requirements and industry standards 遵守相關法律、監管規定及行業標準 ➢ Pay tax on time, and contribute to the society 按時繳稅及回饋社會

STAKEHOLDERS 持份者	EXPECTATIONS AND CONCERNS 期望與要求	MANAGEMENT RESPONSE 管理層回應
Shareholders/ investors 股東／投資者	<ul style="list-style-type: none"> ➢ Return on investment 投資回報 ➢ Information transparency 資訊透明度 ➢ Corporate governance system 企業管治制度 	<ul style="list-style-type: none"> ➢ Management possesses relevant experience and expertise to optimise the sustainability and profitability of the Group's business 管理層具有相關經驗和專業知識，確保本集團業務的可持續性及盈利能力 ➢ Regular information dissemination by publications on the websites of the Stock Exchange and the Company 於聯交所及本公司網站定期發放資訊 ➢ Dedicated to business growth, risk management and improvement in internal control 致力於業務增長，風險管理和內部控制改進
Employees 員工	<ul style="list-style-type: none"> ➢ Labour rights 勞工權益 ➢ Career development 職業發展 ➢ Compensation and welfare 薪酬及福利 ➢ Health and workplace safety 健康與工作場所安全 	<ul style="list-style-type: none"> ➢ Set up contractual obligations to protect employees' rights and welfare 制定合約責任以保護員工權益與福利 ➢ Encourage employees to participate in continuous education and professional training 鼓勵員工參與持續教育及專業培訓 ➢ Establish a structural human resource evaluation framework for staff development and promotion 建立結構性人力資源評估框架，促進員工發展及晉升 ➢ Establish a fair, reasonable and competitive remuneration system 建立公平、合理和具競爭力的薪酬體系 ➢ Enhance occupational health and workplace safety level 提升職業健康及工作場所安全水平

STAKEHOLDERS 持份者	EXPECTATIONS AND CONCERNS 期望與要求	MANAGEMENT RESPONSE 管理層回應
Customers 客戶	<ul style="list-style-type: none"> ➢ High quality and safe products 優質及安全產品 ➢ Timely delivery 及時交貨 ➢ Reasonable pricing 價格合理 ➢ Operational compliance 合規營運 	<ul style="list-style-type: none"> ➢ Maintain a high standard of product quality 保持高標準的產品質量 ➢ Provide customer service and product engineering solutions to satisfy customers' specific needs 提供客戶服務及產品工程解決方案，以滿足客戶的特定需要 ➢ Formulate comprehensive quality assurance process and recall procedures 制定全面的質量保證流程和回收程序 ➢ Ensure adequate production capacity and stable operation for order fulfilment 確保足夠生產能力及穩定的營運以完成訂單 ➢ Ensure the performance of contractual obligations 確保履行合約責任 ➢ Improve efficiency and cost-effectiveness of operation and production 改善營運及生產的效率及成本效益 ➢ Ensure compliance with international standards on quality, security, environment and social responsibilities 確保遵守質量、安全、環境及社會責任方面的國際標準 ➢ Protect customers' intellectual property rights 保護客戶知識產權
Suppliers 供應商	<ul style="list-style-type: none"> ➢ Stable demand 需求穩定 ➢ Good relationship with the Company 與本公司保持良好關係 ➢ Corporate reputation 企業信譽 	<ul style="list-style-type: none"> ➢ Ensure the performance of proper contractual obligations are in place 確保履行適當合約責任 ➢ Maintain an effective supply chain management system 保持高效供應鏈管理體系 ➢ Establish and maintain strong and long-term co-operating relationship with good quality suppliers 與高質供應商建立及保持牢固與長期的合作關係 ➢ Ensure timely payment in accordance with purchase contract 確保根據採購合約及時付款

STAKEHOLDERS 持份者	EXPECTATIONS AND CONCERNS 期望與要求	MANAGEMENT RESPONSE 管理層回應
Community 社區	<ul style="list-style-type: none"> ➢ Environmental protection 環境保護 ➢ Community contribution 社區貢獻 ➢ Economic development 經濟發展 	<ul style="list-style-type: none"> ➢ Establish an effective and efficient system for disposal of hazardous and non-hazardous wastes 建立有效及高效的有害及無害廢物處置系統 ➢ Implement eco-friendly measures to reduce use of energy, water and paper 實施環保措施，減少使用能源、水及紙張 ➢ Perform periodic third-party environmental assessments 定期進行第三方環境評估 ➢ Contribute to the community through donations to registered charities 通過向註冊慈善機構捐款，貢獻社區 ➢ Encourage employees to participate in charitable activities and voluntary services 鼓勵員工參加慈善活動及義工服務 ➢ Maintain a good and stable financial performance and business growth 保持良好及穩定的財務業績和業務增長

MATERIALITY MATRIX

The Group has evaluated a number of environmental, social and operating criteria and assessed their significance for the Group and its stakeholders. This assessment helps us ensure that the Group's business objectives and development direction are in line with the stakeholders' expectations and requirements. The Group's and stakeholders' matters of concern are presented in the following materiality matrix:

重要性矩陣

本集團已評估多項環境、社會及營運標準，並評估對本集團及其持份者的重要性。此等評估有助我們確保本集團的業務目標與發展方向能符合持份者的期望與要求。本集團及持份者的關注事項呈列於以下重要性矩陣：

		MATERIALITY MATRIX 重要性矩陣		
		Low 低	Medium 中	High 高
Importance to Stakeholders 對持份者的重要性	High 高	<ul style="list-style-type: none"> ◆ Promotion opportunities ◆ Staff compensation and welfare policies ◆ 晉升機會 ◆ 員工薪酬與福利政策 		<ul style="list-style-type: none"> ◇ Hazardous wastes and sewage ◇ Occupational health and safety ◇ Operational compliance ◇ Product quality and safety ◇ Customers' satisfaction level ◇ Customer data protection and privacy ◇ Intellectual property rights ◇ Anti-corruption ◇ 有害廢物及廢水 ◇ 職業健康及安全 ◇ 營運合規 ◇ 產品質量與安全 ◇ 客戶滿意度 ◇ 客戶資料保護及隱私 ◇ 知識產權 ◇ 反貪污
	Medium 中		<ul style="list-style-type: none"> ◇ Community involvement ◇ 社區參與 	<ul style="list-style-type: none"> ◇ Compliance of environmental laws and regulations ◆ Talent management ◆ Anti-discrimination ◆ Protecting human rights ◆ Training and development ◆ Preventive measures for child and forced labour ◇ Vendor management ◇ 遵守環境法律法規 ◆ 人才管理 ◆ 反歧視 ◆ 保護人權 ◆ 培訓與發展 ◆ 童工及強迫勞工的預防措施 ◇ 供應商管理
	Low 低		<ul style="list-style-type: none"> ◇ Clean production ◇ Use of raw materials ◇ 潔淨生產 ◇ 原材料的使用 	
		Importance to the Group 對本集團的重要性		
		Low 低	Medium 中	High 高

◇ Environmental ◇ 環境方面	◆ Employee ◆ 員工方面	◇ Operation ◇ 營運方面
---------------------------	----------------------	-----------------------

SUSTAINABILITY TARGETS

To ensure effective implementation of our sustainability strategies, the Board has formulated a set of 5-year targets of continuous improvement in the areas of emission, waste reduction, efficiency of energy and water use, staff development and community investment to guide our planning, execution and evaluation in the long run. Details of the targets are set forth below:

可持續發展目標

為確保有效落實我們的可持續發展策略，董事會已就排放、減廢、能源及水資源使用效益、員工發展及社區投資各個範疇制訂一套五年目標，引導長遠的計劃、執行及工作檢討。五年目標的詳情載列如下：

Areas 範疇	5-year targets (2021 – 2025) 五年目標(二零二一年至二零二五年)	Status in 2021 二零二一年狀況
Emission 排放	Reduce greenhouse emission (tonnes CO ₂ e per HK\$1 million of revenue) by 10.0%* 溫室氣體排放量(噸二氧化碳當量／每1百萬港元收益)減少10.0%*	Reduced by approximately 8.2%* 已減少約8.2%*
Waste reduction 減廢	Reduce disposal of hazardous and non-hazardous solid waste (tonnes/per HK\$1 million of revenue) by 10.0%* 有害及無害固體廢物棄置(噸二氧化碳當量／每1百萬港元收益)減少10.0%*	Reduced by approximately 5.7%*
Energy use efficiency 能源使用效益	Reduce electricity consumption (MWh/per HK\$1 million of revenue) by 15.0%* 耗電(兆瓦時／每1百萬港元收益)減少15.0%*	Reduced by approximately 8.4%* 已減少約8.4%*
	Increase the portion of renewable electricity in overall electricity consumption to 15.0% 可再生電力佔總耗電量的比例提升至15.0%	0.0%# 0.0%#
Water use efficiency 水資源使用效益	Reduce hazardous and non-hazardous wastewater (tonnes per HK\$1 million of revenue) by 5.0%* 有害及無害廢水(噸／每1百萬港元收益)減少5.0%*	Increased by approximately 4.3%^^ 已增加約4.3%^^
Staff development 員工發展	Increase the average training hours per employee per year to 20 hours 每名員工每年平均培訓時數增加至20小時	12.3 hours 12.3小時
Community investment 社區投資	Increase our involvement in knowledge sharing and charity work to 1,500 hours in total per year 每年投放於知識共享及慈善工作的總時數增加至1,500小時	936.5 hours 936.5小時

* Based on 2020 benchmark

The Group is in the process of assessing the feasibility of installations of renewable energy facilities in its factories and inviting for quotations from vendors.

^ The increase in 2021 was due to the increase in use of water for certain production processes. The Group is in the process of reviewing those processes to improve the overall water use efficiency in coming years.

* 以二零二零年為基準

本集團正在評估在其廠房安裝可再生能源設施的可行性並向供應商索取報價。

^ 二零二一年的增幅乃由於若干生產過程的用水量增加所致。本集團正檢討該等程序，並尋求於未來數年改善整體水資源使用的效益。

ENVIRONMENTAL PROTECTION

Management of emissions

The Group is mainly engaged in the manufacture and sale of paper products including tabletop games, greeting cards, educational items and premium packaging. We are fully aware of the exhaust gas, wastewater, noise and various wastes generated during our production process and daily operation that bring a certain impact on the environment. We believe that our long-term business growth and success are closely linked to our efforts in maintaining environmental sustainability and resources protection. Therefore, we are committed to controlling our impact on the environment through various means, including emission reduction, efficient use of resources and fostering an environmentally friendly culture in the workplace.

Our Environmental Management System (“**EMS**”) has been certified with the international standard (ISO14001: 2015), which forms the basis for formulating the Group’s environmental strategy and is fully implemented in all aspects of our business operations. The Group’s environment-related measures and work guidelines are formulated based on the significant environmental factors and risks identified in accordance with the EMS, with the aim of providing employees with guidelines to follow in business operations. In addition, the system precisely clarifies the environmental responsibility of each position to motivate all employees to work collaboratively.

During the Reporting Period, we were not involved in any confirmed non-compliance incidents in relation to emissions that had a significant impact on the Group.

環境保護

排放物的管理

本集團主要從事紙製品(包括桌遊、賀卡、幼教用品及包裝彩盒)之製造及銷售。我們充分了解到於生產過程和日常營運產生的廢氣、廢水、噪音和各類廢物為環境帶來一定的影響。我們相信，我們的長期業務增長及成功與我們在維持環境可持續發展及資源保護方面的努力密切相關。因此，我們致力於通過各種方式控制我們對環境的影響，包括減少排放、有效利用資源以及在工作場所培養環保文化。

我們的環境管理體系(「**環境管理體系**」)已通過國際標準(ISO14001: 2015)認證，並以此作為制定本集團的環境策略之基礎，並於業務營運中各個範疇全面實施。本集團的環境相關措施及工作指引乃根據環境管理體系所識別的重要環境因素及風險而制定，旨在為員工提供業務營運中所應遵循的指引。此外，該系統清晰地闡明每個職位的環境責任，以推動所有員工攜手合作。

於報告期內，我們並無涉及任何與排放相關且對本集團造成重大影響的已確認違規事件。

Management of exhaust gas and greenhouse gas (“GHG”) emissions

The production process of printing and paper products (such as offset printing, silk screen printing, paper surface treatment, etc.) and the daily operation of the factories (such as the use of kitchen and vehicle) will generate certain exhaust gases, including inorganic gases such as benzene, toluene, xylene, volatile organic compounds and hot exhaust gas. As a manufacturer in the printing industry, we are obliged to comply with the “Emission Standard of Volatile Organic Compounds for the Printing Industry (印刷行業揮發性有機化合物排放標準)” in the PRC. Therefore, the Group strives to implement the measures stated in the “Administrative Procedures for Emissions” to minimise the emissions generated during the production process and daily operation. Specifically, we adopt the following emission control measures. Organic gases such as volatile organic compounds are collected through gas collection hoods, purified through ultraviolet photocatalytic facilities and activated carbon absorption devices, and emitted at high altitude in accordance with regulations, with emission levels regularly measured. Inorganic gases such as carbon dioxide, sulphur dioxide and nitrogen oxides are first drawn out through exhaust fans, discharged through dust collectors, and then purified by eco-friendly air conditioners. In order to further improve the management of volatile organic compound emissions, we partially upgraded the volatile organic compound treatment system of our Dongguan plant during the Reporting Period to enhance the filtration capacity, so as to effectively reduce the level of hydrocarbons to below 80mg/M³ (2020: 160mg/M³). In addition, we maintain our air purification treatment equipment regularly to ensure their continuous and effective operation. We have installed a real-time monitoring system at the exhaust vent of our Dongguan plant to measure the parameters of volatile organic compounds to monitor and control the gases emitted. Apart from this, we also regularly examine the functionality of air treatment facilities. Each year, we engage a qualified third-party organisation to conduct external inspections to ensure compliance with the emission standards of the “Air Pollution Prevention and Control Law of the People’s Republic of China (中華人民共和國大氣污染防治)”.

廢氣及溫室氣體排放的管理

印刷及紙製品生產過程(如柯式印刷、絲網印刷、紙面處理等)以及廠房日常營運(如廚房及車輛使用)等，均會產生若干廢氣，包括苯、甲苯、二甲苯、揮發性有機化合物及熱廢氣等無機氣體。作為印刷行業的製造商，我們有責任遵守中國的《印刷行業揮發性有機化合物排放標準》。因此，本集團致力執行氣體排放管理程序內所列明的措施，盡量減少在生產過程及日常營運過程中產生的氣體排放。具體而言，我們採取以下控排措施：就有機氣體(如揮發性有機化合物)，我們利用氣體收集罩進行收集，通過紫外光催化設施，及使用活性炭吸收裝置進行淨化，按照法規在高處排放，同時定期測量排放水平；就無機氣體(如二氧化碳、二氧化硫及氮氧化物)，氣體經排氣扇抽出，通過除塵器後排放，並利用環保空調進行淨化。為進一步提升對揮發性有機化合物排放的管理，我們在報告期內對東莞廠房的揮發性有機化合物處理系統進行局部升級，加強過濾能力，從而更有效地降低碳氫化合物至約80mg/m³以下(二零二零年：160mg/m³)。此外，我們對空氣淨化處理設備進行定期維護，以確保其持續有效運作。我們在東莞工廠的排氣口安裝了實時監控系統，測量揮發性有機化合物的參數，以監察及控制所排放的氣體。除此之外，我們亦為空氣淨化處理設備進行定期檢查。我們每年委託合資格的第三方機構進行外部檢查，以確保符合《中華人民共和國大氣污染防治》之排放標準。

During the Reporting Period, the Group's total GHG emissions amounted to approximately 21,641.21 tonnes of carbon dioxide equivalent ("tonnes CO₂e"). The major GHG emissions from our operations are from Scope 2 emissions, which account for approximately 21,235.28 tonnes CO₂e or approximately 98.1% of the total emissions. Our major air pollutants include nitrogen oxides, sulphur oxides and particulate matter. During the Reporting Period, the Group's major air pollutant emissions met the permitted level.

於報告期內，本集團的溫室氣體排放總量為約21,641.21噸二氧化碳當量(「噸二氧化碳當量」)。我們業務中的主要溫室氣體排放來自範圍二排放量，佔約21,235.28噸二氧化碳當量或總排放量的約98.1%。我們的主要空氣污染物包括氮氧化物、硫氧化物及顆粒物。於報告期內，本集團的主要空氣污染物的排放量符合許可水平。

Type of pollutants 污染物類型	Unit 單位	2021 二零二一年	2020 二零二零年
Total GHG Emission 溫室氣體排放總量	Tonnes CO ₂ e 噸二氧化碳當量	21,641.21	20,911.78 ⁴
Scope 1 Emission ¹ 範圍1排放量 ¹	Tonnes CO ₂ e 噸二氧化碳當量	405.93 ³	346.06 ⁴
Scope 2 Emission ² 範圍2排放量 ²	Tonnes CO ₂ e 噸二氧化碳當量	21,235.28	20,565.72
Intensity 密度	Tonnes CO ₂ e per HK\$1 million of revenue 噸二氧化碳當量／ 每1百萬港元收益	15.57	16.97 ⁴
Nitrogen oxides 氮氧化物	Tonnes 噸	0.34	0.28
Sulphur oxides 硫氧化物	Tonnes 噸	0.001	0.001
Particulate matter 顆粒物	Tonnes 噸	0.02	0.03

1 Scope 1 represents direct GHG emissions generated by the use of gasoline, diesel and refrigerant.

1 範圍1指通過使用汽油、柴油及製冷劑產生的直接溫室氣體排放量。

2 Scope 2 represents indirect GHG emissions generated by the use of purchased electricity from local power companies.

2 範圍2指通過使用採購自當地電力公司的電力所產生的間接溫室氣體排放量。

3 The increase was due to the increase in the use of refrigerant resulting from a large scale of maintenance for central air-conditioner was carried out in the Heshan plant during 2021.

3 該增加乃由於鶴山廠房於二零二一年進行大型中央空調維修導致製冷劑使用量增加所致。

4 Reasonable assumption was made to adjust the comparative figures due to incomplete records in 2020. (i.e. using consumption average of other months)

4 由於二零二零年的紀錄不完整，故已作出合理假設以調整比較數字(即使用其他月份的平均消耗量)。

We are committed to continuously reducing the GHG emissions generated from the Group's operations and ensuring our exhaust gas emissions meet the emission standards of the "Air Pollution Prevention and Control Law of the People's Republic of China" and the "Emission Standard of Volatile Organic Compounds for the Printing Industry" GB EPB DB44/815-201. At the same time, we have commenced the certification of ISO 14064 for quantifying, reporting and verifying GHG emissions, with emission items and standards of data becoming more systematic and adhering to the international standards. The certification will be completed in 2022 with more systematic emission projects and information data and standards. We will also review relevant policies and measures from time to time and upgrade our equipment where appropriate to further improve the Group's management of exhaust gas and greenhouse gas emissions. The Group has set up a 5-year emission target (please refer to reference section of "Sustainability Targets" for details) and taken the abovementioned steps to achieve it.

Management of wastewater discharge

The Group complies with the "Water Pollution Prevention and Control Law of the People's Republic of China (中華人民共和國水污染防治法)", the "Discharge Limits of Water Pollutants (水污染物排放限值)" and other applicable laws, regulations and standards. We have formulated relevant internal policies, procedures and various emission reduction measures to effectively control and manage the wastewater discharge of all facilities such as production plants, offices, staff dormitories and canteens. We regularly maintain wastewater treatment facilities and pipelines to ensure their proper functioning and prevent leakage, thereby reducing water wastage and secondary pollution to the environment.

我們一直致力持續減少本集團的營運中產生的溫室氣體排放，並確保廢氣排放達到《中華人民共和國大氣污染防治法》及《印刷行業揮發性有機化合物排放標準》GB EPB DB44/815-201之排放標準。同時，我們開展了ISO 14064溫室氣體排放的量化、報告及核查認證，令排放項目及數據標準更加系統化並符合國際標準。該認證將於二零二二年度完成，提供更系統化的排放項目及資料數據與標準。我們亦會不時檢討相關政策和措施及在適當時提升設備，務求進一步改善本集團的廢氣及溫室氣體排放管理。本集團已設定5年排放目標(詳情請參閱「可持續發展目標」一節)，並已採取上述步驟來實現該目標。

廢水排放的管理

本集團一直遵守《中華人民共和國水污染防治法》、《水污染物排放限值》及其他適用的法律、法規及標準。我們制定了相關的內部政策、程序及多種減排措施，以有效地控制與管理生產廠房、辦公室、員工宿舍及食堂等所有設施的廢水排放。我們定期維護廢水處理設施及管道，以確保其正常運作及防止泄漏，從而減少水資源浪費及對環境造成二次污染。

Hazardous wastewater

Hazardous wastewater generated from the Group's operations mainly includes wastewater produced from the cleaning of printing blankets and machinery, laboratory wastewater and wastewater containing air compressor oil. During the Reporting Period, we upgraded the water reuse system in the Dongguan plant to improve the reuse rate of wastewater during production process and effectively reduce the discharge of industrial wastewater. In addition, we have implemented and enhanced relevant measures in different operational departments, including the use of water recycling and filtration system in the plate-making department to recycle water and reduce wastewater, the purification of wastewater through our wastewater treatment station, and the engagement of qualified contractors to collect and recycle hazardous wastewater and sludge with hazardous substances deposited in sedimentation tanks. With a series of effective improvement measures implemented during the Reporting Period, the hazardous wastewater discharged by the Group was approximately 206.22 tonnes and the intensity of hazardous wastewater discharged decreased by approximately 70.0% to approximately 0.15 tonnes per HK\$1 million of revenue.

Non-hazardous wastewater

The non-hazardous wastewater produced in the Group's operations mainly includes domestic wastewater from offices and staff dormitories, as well as oily wastewater generated in canteens. During the Reporting Period, the Group has complied with laws and regulations such as the "Water Pollution Prevention and Control Law of the People's Republic of China", and actively managed and enhanced the management of non-hazardous wastewater. For oily wastewater, our wastewater treatment facilities decompose the oil residues so that the wastewater can fulfil the relevant standard to be discharged together with domestic wastewater. In addition, our factories are equipped with domestic wastewater septic tanks to treat and discharge wastewater to local sewage treatment plants. We conduct regular inspections and maintenance on our wastewater treatment facilities and water facilities, such as freshwater pipes, to prevent any malfunction and avoid unnecessary domestic wastewater due to water leakage. In order to ensure our emissions meet the legal requirements, we have installed a monitoring system at the water outlet to measure

有害廢水

本集團於營運中產生的有害廢水主要包括清洗印刷膠布及機器時產生的廢水、實驗室廢水及含空氣壓縮機油的廢水。我們在報告期內提升了東莞廠房的中水回用系統，以提高生產過程中的廢水回用率，更有效減少工業廢水排放。此外，我們亦在不同營運部門執行和提升相關措施，包括在製版部門使用水循環過濾系統以循環用水及減少廢水，透過我們的廢水處理站淨化污水，以及委託合資格承辦商收集及回收有害廢水和沉澱池中沉積並含有害物質的污泥。在一系列有效的改善措施下，於報告期內本集團的有害廢水排放量約為206.22噸，有害廢水排放密度減少約70.0%至每1百萬港元收益約0.15噸。

無害廢水

本集團於營運中產生的無害廢水主要包括辦公室及員工宿舍的生活廢水，以及食堂產生的含油廢水。於報告期內，本集團已遵守《中華人民共和國水污染防治法》等法律及法規，並積極管理和提升無害廢水的管理。對於含油廢水，我們廢水處理設施分解油渣，使廢水達至可與生活廢水一併排放的標準。此外，我們的廠房自設生活廢水化糞池，以處理廢水並排放至當地污水處理廠。我們對廢水處理設施及用水設施(如淡水管)進行定期檢查及維護，以防止任何故障及避免因出現漏水情況而產生不必要的生活廢水。為確保我們的排放滿足法律要求，我們已在出水處安裝監控系統，實時測量所排放廢水的相關參數(包括酸鹼值及電導率)，並同時將數據傳送至當地相關政府部門。於報告期內，本集團的無害廢水排放量約為211,051.13噸，無害廢水排放密度增加約4.5%至每1百萬港元收益

the relevant parameters of the discharged wastewater, including pH value and electrical conductivity, in real time, and transmit the data to the relevant local government departments simultaneously. During the Reporting Period, the non-hazardous wastewater discharged by the Group was approximately 211,051.13 tonnes and the intensity of non-hazardous wastewater discharged increased by approximately 4.5% to approximately 151.86 tonnes per HK\$1 million of revenue. The increase was due to the increase in use of water for certain production processes. The Group is in the process of reviewing those processes to improve the overall water use efficiency in coming years.

We are committed to reducing the discharge of wastewater generated from the Group's operations. We plan to install water recycling equipment in the Heshan plant and the Dongguan testing laboratory to reduce the overall wastewater discharge of the Group. We will also review the relevant policies and measures from time to time and upgrade the equipment in due course to further improve the wastewater discharge management of the Group.

Management of solid waste disposal

We have formulated internal waste management procedures to standardise the process of all waste treatment and storage, and require strict implementation by our employees to ensure that our waste disposal complies with relevant laws and regulations, such as the "Law on the Prevention and Control of Environmental Pollution by Solid Waste of the People's Republic of China (中華人民共和國固體廢物污染環境防治法)". We have also signed undertakings with the relevant local governments to strive for excellent waste management. The Group strictly complies with all applicable environmental laws and regulations, including but not limited to the "Environmental Protection Law of the People's Republic of China (中華人民共和國環境保護法)" and the "Environmental Protection Tax Law of the People's Republic of China (中華人民共和國環境保護稅法)". We pay close attention to the updates in national and local environmental protection laws and regulations. During the Reporting Period, the Group was not involved in any breaches of relevant laws and regulations in relation to generation and discharge of hazardous waste and non-hazardous waste that had a significant impact on the Group.

約151.86噸。有關增幅的原因是若干生產過程用水量增加。本集團正檢討該等程序，以於未來數年改善整體用水效益。

我們一直致力減少本集團的營運中產生的廢水排放。我們計劃在鶴山廠房及東莞檢測實驗室增設中水回用設備，以減低本集團整體的廢水排放。我們亦會不時檢討相關政策和措施及適當時提升設備，務求進一步改善本集團的廢水排放管理。

固體廢物處置的管理

我們制定了內部廢物管理程序，規範所有廢物處理及儲存的流程，並且要求員工嚴格執行，以確保我們的廢物處置符合相關法律及法規，如《中華人民共和國固體廢物污染環境防治法》。我們亦與各相關地方政府簽署承諾書，承諾實現卓越的廢物管理。本集團嚴格遵守所有適用的環境法律及法規，包括但不限於《中華人民共和國環境保護法》及《中華人民共和國環境保護稅法》。我們密切關注國家及地方環保法律及法規的更新。於報告期內，本集團並無涉及在產生及排放有害廢物及無害廢物方面有任何違反相關法律及法規而對本集團造成重大影響的情況。

Hazardous solid waste

Hazardous or harmful solid wastes refer to the waste items on the National Hazardous Wastes Catalog. Chemicals are inevitably consumed during our production. In order to minimise the impact of chemicals on the environment and comply with relevant laws and regulations, we have established guidelines for hazardous waste treatment to manage the handling, disposal, transportation, storage and recording of toxic and hazardous substances, which are stored in properly labelled and sealed containers located in assigned storage areas to avoid mixing with other wastes and prevent secondary pollution. The hazardous wastes are handled by qualified professional environmental agents.

During the Reporting Period, the Group's plants generated approximately 200.13 tonnes of hazardous solid waste and the intensity of hazardous solid waste generation has decreased by approximately 12.7% to approximately 0.14 tonnes per HK\$1 million of revenue.

Non-hazardous solid waste

Non-hazardous waste refers to waste that is not listed on the National Hazardous Wastes Catalog, which can be divided into "recyclable waste" and "non-recyclable waste". The Group endeavours to promote recycling. A4 paper waste is reused in the production process and in office, and recyclable waste, including waste paper, waste pallets, waste hot foil paper, waste printing blankets and waste zinc plates, are sold to recycling companies. We also set up environmental protection zones in our plants, offices and dormitories for waste separation and recycling to reduce unnecessary waste disposal. We organise relevant training to equip our staff with practical knowledge on waste disposal, including colour labels for different types of recycled waste, so as to facilitate our staff to contribute to solid waste management. Non-recyclable waste mainly includes office waste, daily domestic waste, kitchen waste, etc. They are placed in non-recyclable garbage areas or garbage bins, and are transported to the health department for handling.

During the Reporting Period, the Group's plants generated approximately 9,201.05 tonnes of non-hazardous solid waste and the intensity of non-hazardous solid waste generation was decreased by approximately 5.6% to approximately 6.62 tonnes per HK\$1 million of revenue.

有害固體廢物

有害或危險固體廢物指國家危險廢物名錄中的廢物項目。我們的生產過程中無可避免會使用到化學品。為盡量減少化學品對環境的影響及符合相關法律及法規，我們已針對危險廢物處理設立指引，以管理有毒及有害物質的處理、棄置、運輸、儲存及記錄。該等廢物儲存在置於指定儲存區域並貼有妥當標識及密封的容器內，以避免與其他廢物混合，防止二次污染。有害廢物交由合資格的專業環保代理處理。

於報告期內，本集團的廠房產生約200.13噸有害固體廢物，有害固體廢物產生密度減少約12.7%至每1百萬港元收益約0.14噸。

無害固體廢物

無害廢物指在國家危險廢物名錄以外的廢物，可分為「可回收廢物」及「不可回收廢物」。本集團致力推動循環再用，在生產過程及辦公室重複使用A4廢紙，以及向回收公司出售可回收廢物，包括廢紙、廢卡板、廢燙金紙、廢印刷膠布及廢鋅板等。我們亦在廠房、辦事處及宿舍設置環保專區進行廢物分類回收，減少不必要的廢物棄置。我們舉辦相關培訓，幫助員工增進有關廢物處理的實務知識，包括不同回收廢物種類的相屬標示顏色，讓員工一同為固體廢物管理作出貢獻。不可回收廢物主要包括辦公室垃圾、日常生活垃圾、廚餘廢物等。該等廢物被置於不可回收垃圾區域或垃圾箱中，之後運往衛生部門處理。

於報告期內，本集團的廠房產生約9,201.05噸無害固體廢物，無害固體廢物產生密度減少約5.6%至每1百萬港元收益約6.62噸。

We are committed to continuously reducing the solid waste generated from the Group's operations. We plan to upgrade the relevant equipment and measures at both plants, including using bag packaging in chemical handling to reduce the use of plastic barrels or iron barrels, optimising chemical packaging and increasing the recovery rate of plastic barrels, reducing the use of rags, etc. We arrange qualified contractors to collect and dispose of hazardous solid waste and recycle all general solid waste generated from our plants. We will also implement an incentive scheme to further promote waste separation and recycling among our employees and encourage them to practice environmental protection in the workplace. We review relevant policies and measures from time to time and upgrade our facilities in due course to further improve the solid waste management of the Group. The Group has set up a 5-year waste reduction target (please refer to reference section of "Sustainability Targets" for details) and taken the abovementioned steps to achieve it.

Management of noise

The noise produced during the Group's operations mainly comes from production machinery and equipment, vehicles and forklifts. The Group strictly complies with relevant laws and regulations, including the "Emission Standard for Industrial Enterprises Noise at Boundary (工業企業廠界環境噪聲排放標準)" (GB12348-2008 II) of the PRC, and entrusts a third-party organisation to conduct annual inspection on the noise conditions of the operating facilities. We control the noise level and its impact on the environment through planning the location of production workshops, prioritising the use of low-noise equipment, regularly conducting repair and maintenance on machinery and equipment and limiting the whistling noise from vehicles and forklifts in the plant areas. Meanwhile, we provide earplugs to employees who need to work in a noisy environment to reduce the risk of occupational hearing loss.

We are committed to continuously reducing the noise produced during the Group's operations. We aim to control the noise produced during our operations to a level that conforms to the standard of GB 12348-2008 II in 2022. To this end, we plan to optimise the layout of factory workshops to reduce the noise affected areas. We will review relevant measures from time to time to further improve the Group's noise management.

我們一直致力持續減少本集團的營運中產生的固體廢物。我們計劃在兩個廠房提升相關的設備和措施，包括在化學品處理中使用袋子包裝，減少膠桶或鐵桶的使用；優化化學品分裝，提高膠桶回收率；減少碎布使用等。我們會安排合資格承辦商收集和處理廠房產生的有害固體廢物及回收所有一般固體廢物。我們亦會推行獎勵計劃，進一步向員工推廣廢物分類回收，推動他們在工作間實踐環保。我們不時檢討相關政策和措施及適當時提升設施，務求進一步改善本集團的固體廢物管理。本集團已設定五年減廢目標(詳情請參閱「可持續發展目標」一節)，並已採取上述步驟來實現該目標。

噪音的管理

本集團營運中產生的噪音主要來自生產機器設備、車輛及鏟車。本集團嚴格遵守相關的法律及法規，包括中國《工業企業廠界環境噪聲排放標準》(GB12348-2008 II級)，並每年委託第三方機構對營運設施的噪聲狀況進行檢查。我們透過生產車間位置的規劃、優先使用低噪音設備、定期對機器設備進行維修保養，以及限制廠區內車輛及鏟車鳴笛，以控制噪音及其對環境的影響。同時，我們為需要在高噪音環境下工作的員工配備耳塞，降低患上職業性失聰的風險。

我們一直致力持續減低本集團的營運中產生的噪音。我們的目標是在二零二二年把營運中產生的噪音控制至符合標準 GB 12348-2008 II級的水平。為此，我們計劃優化廠房車間佈局以減少受噪音影響區域。我們會不時檢討相關措施，務求進一步改善本集團的噪音管理。

Management of resources utilisation

The Group attaches great importance to the effective management and use of energy and resources. The energy and resources used in the Group's operations mainly include gasoline, diesel, electricity, water and paper. The Group has formulated and implemented various policies with respect to energy and resources management based on the principle of "reduction at source", and strictly complies with the "Energy Conservation Law of the People's Republic of China (中華人民共和國節約能源法)", the "Water Law of the People's Republic of China (中華人民共和國水法)" and other relevant laws and regulations on resource conservation. The Group is committed to continuously improving the energy and resources management of various facilities of the Group and reducing the impact of our business operations on the environment. Adopting the ISO50001 energy management system, we identify and evaluate the major sources and use of energy and resources annually. We implement a number of relevant measures in the production departments, offices, staff dormitories, canteens and other facilities. We also promote the knowledge and awareness of resource conservation among employees, encourage them to make full use of resources, maximise their efficiency and eliminate the waste of resources. Every year, all relevant departments formulate plans to boost energy efficiency to achieve the Group's overall energy conservation goals. Our measures for the efficient use of resources are as follows:

資源使用的管理

本集團十分重視能源及資源的有效管理和使用。本集團在營運中使用的能源及資源主要包括汽油、柴油、電力、水及紙張。本集團以「源頭減排」的原則制定和執行各項與能源及資源管理有關的政策，並嚴格遵守《中華人民共和國節約能源法》、《中華人民共和國水法》及其他有關節約資源的法律法規，致力持續提升本集團各個設施的能源及資源管理，減低我們的業務營運對環境造成的影響。我們採用ISO50001能源管理系統，並每年對能源及資源的主要來源及使用進行識別及評估。我們在生產部門、辦公室、職工宿舍、食堂及其他設施實施多項相關措施。我們亦向員工灌輸節約資源的知識和意識，推動員工充分利用資源，發揮其最大效能並杜絕資源浪費的現象。我們所有相關部門每年制定提升能源效益的計劃，以達至本集團整體的節能目標。我們有效利用資源的措施如下：

Energy conservation

Electricity saving

Electricity is the major energy consumed in the Group's business operations. Therefore, we strictly comply with the "Energy Conservation Law of the People's Republic of China (中華人民共和國節約能源法)" and other applicable laws and regulations, and implement a series of energy-saving measures to enhance the Group's electricity management and reduce electricity consumption. We have installed an online energy monitoring system in our production plants to obtain real-time data of electricity consumption from different control points, mainly including printing machines, die-cutting machines, surface finishing machines, air-conditioning and lighting, and our administrative department is responsible for monitoring and analysing the data and taking action in case of abnormal situations. During the Reporting Period, we reduced the need for air-conditioning in production workshops in our Dongguan Plant by consolidating their layouts and production processes. Based on our internal estimation, approximately 119,000 kWh of electricity can be saved per month. We also actively adopted more energy-efficient electrical appliances and replaced old equipment, including replacing the UV oven with LED oven, and is able to save approximately 51,600 kWh of per month. We also actively promoted energy-saving and consumption reduction policies and enhanced relevant awareness among employees to establish good electricity consumption habits.

During the Reporting Period, the Group consumed approximately 26,470.16 MWh of electricity in its operations. The intensity of electricity consumption was decreased by approximately 8.4% to approximately 19.05 MWh per HK\$1 million of revenue during the Reporting Period.

We plan to replace transformers and air compressors in power distribution rooms, upgrade central vacuum air supply systems and install photovoltaic power generation devices. The Group has set up the 5-year energy use efficiency targets (please refer to reference section of "Sustainability Targets" for details) and taken the abovementioned steps to achieve them.

節約能源

節約用電

電力為本集團業務營運所消耗的主要能源。因此，我們嚴格遵守《中華人民共和國節約能源法》及其他適用法律法規，並實施一系列節能措施，以提升本集團的用電管理和減低耗電。我們在生產廠房安裝能源線上監測系統，以取得不同控制點(包括主要印刷機、模切機、表面處理機、空調及照明)的實時用電數據，並由行政部門負責監控及分析數據及在出現異常情況時採取行動。於報告期內，我們通過整合東莞廠房的生產車間佈局及生產流程，減低車間內使用空調恆溫的需求，按內部估算每月可節省約119,000度電。我們亦積極採用更多具能源效益的電器裝置和更換舊式設備，當中包括以LED烘爐取代UV烘爐，自此每月可節省約51,600度電。我們亦積極向員工推廣節能減耗政策和提升相關意識，建立良好的用電習慣。

於報告期內，本集團在營運中消耗的電力為約26,470.16兆瓦時，電力消耗密度減少約8.4%至每1百萬港元收益約19.05兆瓦時。

我們計劃更換電房變壓器、空壓機，升級中央真空供氣系統及安裝光伏發電裝置。本集團已設定五年能源使用效益目標(詳情請參閱「可持續發展目標」一節)，並已採取上述步驟來實現該等目標。

Conservation of gasoline and diesel

Gasoline is mainly used for vehicles, while diesel is mainly used for forklifts (fork lift trucks) in our plants. The Group has formulated various conservation measures to regulate the use of gasoline and diesel, including regular inspection and maintenance on vehicles and forklifts by the administrative department to ensure their energy efficiency and prevent unnecessary fuel consumption and exhaust emissions due to mechanical failure, and requiring drivers to plan the most efficient driving routes in advance and turn off the engine when idling.

During the Reporting Period, the Group consumed approximately 45,499.08 litres of gasoline and approximately 23,512.08 litres of diesel in its operations. The intensity of gasoline consumption decreased by approximately 3.0% to approximately 32.74 litres per HK\$1 million of revenue and the intensity of diesel consumption increased by approximately 9.1% to approximately 16.92 litres per HK\$1 million of revenue during the Reporting Period. The increase in use of diesel was due to the increase in use of diesel forklifts as a results of manpower reduction of the warehouse of Dongguan plant during the Reporting Period. We plan to replace gasoline vehicles and diesel forklifts with electric vehicles or forklifts to reduce the use of mobile fuel in coming years.

節約使用汽油及柴油

汽油主要用於汽車，柴油則主要用於廠房內使用的剷車(叉式起重車)。本集團已制定多項節約措施，規範汽油及柴油的使用，包括由行政部門對車輛及剷車進行定期檢查及維護，確保其能源使用效率，防止因機件故障而導致不必要的燃油消耗和廢氣排放；以及要求司機預先規劃最具效率的行車路線，停車時關掉引擎等。

於報告期內，本集團在營運中消耗的汽油及柴油分別為約45,499.08公升及約23,512.08公升。於報告期內，汽油消耗密度減少約3.0%至每1百萬港元收益約32.74公升，而柴油消耗密度增加約9.1%至每1百萬港元收益約16.92公升。柴油用量增加，原因為於報告期內東莞廠房倉庫人力減少，因而增加使用柴油叉車所致。我們計劃淘汰汽油班車和柴油叉車，改為電動班車或叉車，以於未來數年減少消耗移動燃料。

Energy consumption 能源消耗		Unit 單位	2021 二零二一年	2020 二零二零年
Direct Energy — Mobile Fuel 直接能源 — 移動燃料	Gasoline 汽油	Litres 公升	45,499.08	41,620.37
	Diesel 柴油	Litres 公升	23,512.08	19,113.40*
Indirect Energy 間接能源	Electricity 用電	MWh 兆瓦時	26,470.16	25,620.83

* Reasonable assumption was made to adjust the comparative figures due to incomplete records in 2020. (i.e. using consumption average of other months)

* 由於二零二零年的紀錄不完整，故已作出合理假設以調整比較數字(即使用其他月份的平均消耗量)

Water conservation

We understand the importance of water resources to production and daily life. Water used in our production process is mainly related to the printing process. In order to reduce water consumption in production and increase the utilisation rate of water resources, we have installed a water reuse system and a water recycling and filtration system in our production plants to recycle and reuse wastewater in the production process. We also conduct regular inspection and maintenance on water facilities, such as freshwater pipes and water dispensers to avoid water leakage.

During the Reporting Period, the Group's water consumption in operation was approximately 211,257.35 tonnes and the intensity of water consumption was increased by approximately 4.3% to approximately 152.01 tonnes per HK\$1 million of revenue. The increase in water consumption intensity was mainly due to the increase in use of non-hazardous wastewater during the Reporting Period. Such increase was explained in reference section of "Management of Emission – Non-hazardous wastewater". We plan to conduct water balance tests, install more water meters, use water-saving appliances look for room for water-saving, and collect rainwater for greening purpose, etc. The Group has set up a 5-year water efficiency target (please refer to reference section of "Sustainability Targets" for details) and taken the abovementioned steps to achieve it.

節約用水

我們深明水資源對於生產和日常生活的重要性。生產過程中的用水主要涉及印刷工序。為減少生產用水、提高水資源利用率，我們於生產廠房安裝了水回用系統及水循環過濾系統，循環再用生產過程中的廢水。我們亦會對用水設施(如淡水管道及飲水機)進行定期檢查及維護，以避免出現漏水情況。

於報告期內，本集團在營運中的耗水量為約211,257.35噸，耗水密度增加約4.3%至每1百萬港元收益約152.01噸。用水密度增加的主因為報告期內無害廢水使用量增加。有關增幅已於「排放物的管理 – 無害廢水」的相關章節作出解釋。我們計劃實施水平衡測試，增加水錶，使用節水型用具，收集雨水作綠化用水等。本集團已設定五年水資源使用效益目標(詳情請參閱「可持續發展目標」一節)，並已採取上述步驟來實現該目標。

Type 類別	Unit 單位	2021 二零二一年	2020 二零二零年
Water Consumption 用水量	Tonnes 噸	211,257.35	179,657.24*
Water Consumption Intensity 用水密度	Tonnes per HK\$1 million of revenue 噸／每1百萬港元收益	152.01	145.75*

* Reasonable assumption was made to adjust the comparative figures due to incomplete records in 2020. (i.e. using consumption average of other months)

* 由於二零二零年的紀錄不完整，故已作出合理假設以調整比較數字(即使用其他月份的平均消耗量)

The water used in all of the Group's plants and offices is supplied by the local water supply department. During the Reporting Period, the Group did not encounter any issue in water supply.

本集團的所有廠房及辦事處的用水均由當地供水部門供應。於報告期間，本集團在求取水源方面並無遇到任何問題。

Paper for production

Paper is the major raw material used in the Group's production. We have established internal policies and procedures to regulate the process of raw material procurement, usage, storage and quality inspection to procure paper that meets the production and quality requirements (please refer to reference section of "Supply Chain Management" for details). The purchase and distribution of paper are according to the production plan that developed based on demand. Through our product engineer's analysis and calculation, we ensure to maximize the utilisation of paper that help to reduce consumption. We generate monthly reports on paper consumption and conduct analysis and assessment on the purchase, usage and production scrap rate, to ensure effective control of paper consumption. During the Reporting Period, the Group consumed approximately 32,305.87 tonnes of paper for production. The intensity of paper consumption for production was decreased by approximately 11.6% to approximately 23.25 tonnes per HK\$1 million of revenue during the Reporting Period.

Office paper

We are committed to building a "green office" and adopt a series of measures to reduce the use of printing paper. We assign printing permissions according to job requirements and preset printers to duplex printing mode. We make full use of paper that has been used on one side for photocopying or printing, have up recycling bins in place to collect paper used on both sides and deliver it to qualified recyclers for handling. Some of the waste paper produced in the production process is reused in the office. We also encourage employees to send documents in the electronic form whenever possible to reduce printing. During the Reporting Period, the Group's office paper consumption was approximately 12.60 tonnes. The intensity of office paper consumption was decreased by approximately 31.1% to approximately 0.009 tonnes per HK\$1 million of revenue during the Reporting Period.

生產用紙

紙張是本集團的生產中使用的主要原材料。我們制定了內部政策及程序，規範原材料採購、使用、倉儲及質檢等過程，以採購符合生產及質量要求的紙張(詳情請參閱「供應鏈管理」的參考章節)。紙張的購買和分配均基於生產部門按需求制定的計劃。我們透過產品工程師分析及計算，確保紙張的使用率能最大化，以幫助減少用量。我們對紙張耗用情況每月編製報告，並對生產紙張購買、使用及損耗進行分析評估，以確保我們有效地控制用紙量。於報告期內，本集團的生產用紙量約為32,305.87噸。報告期內的生產用紙密度減少約11.6%至每1百萬港元收益約23.25噸。

辦公用紙

我們致力建立「綠色辦公室」，並採取一系列措施減省打印用紙。我們按工作需要設定列印權限，並將打印機預設為雙面列印模式。我們充分善用已單面使用的紙張作影印或列印之用，並放置回收箱收集雙面均已使用的紙張，然後交予合資格回收商處理。部分生產過程產生的廢紙會在辦公室再次使用；我們亦鼓勵員工盡量以電子形式發送文件，減少打印。於報告期內，本集團的辦公室用紙量約為12.60噸。報告期內辦公室用紙量密度減少約31.1%至每1百萬港元收益約0.009噸。

Use of packaging materials

Carton boxes and cardboards are the major sources of our packaging materials. In order to promote recycling, we provide options of recyclable packaging materials to our customers. During the Reporting Period, the Group's total packaging material used for finished products was approximately 3,456.02 tonnes. The intensity of packaging materials used for finished goods was decreased by approximately 12.5% to approximately 2.49 tonnes per HK\$1 million of revenue during the Reporting Period.

包裝材料的使用

紙箱及紙板為我們包裝材料的主要來源。為鼓勵回收再用，我們為客戶提供使用可回收包裝材料的選項。於報告期內，本集團製成品所用包裝材料的總量約為3,456.02噸。製成品所用包裝材料使用密度減少約12.5%至每1百萬港元收益約2.49噸。

Type 類別	Unit 單位	2021 二零二一年	2020 二零二零年
Packaging Materials Consumption 包裝材料用量	Tonnes 噸	3,456.02	3,503.24
Packaging Materials Consumption Intensity 包裝材料使用密度	Tonnes per HK\$1 million of revenue 噸／每1百萬港元收益	2.49	2.84

Environment and natural resources

We understand that cutting down trees for the production of paper may cause long-term environmental disturbance to the forest habitats and may affect the biodiversity of animals and plants, soil fertility and water quality. Therefore, we use paper certified by the Forest Stewardship Council (FSC) in some of our production to support sustainable forest management practices, thereby protecting the forests and mitigating our impact on the environment. We also encourage our customers to use FSC-certified paper.

環境及自然資源

我們明白到砍伐樹木用於製造紙張可對森林棲息地產生長期的環境干擾，並可能對動植物的生物多樣性、土壤肥力及水質造成影響，因此，我們於部分生產中使用森林管理委員會(FSC)認證的紙張，以支持可持續森林管理的實踐，從而保護森林及減輕我們對環境的影響。我們亦鼓勵客戶採用FSC認證的紙張。

Climate change

The Group's principal places of operation, including production plants and offices, may be exposed to climate change or natural disasters such as floods, fires, hurricanes, etc. In the event of such accidents, the Group's business operations may be affected, including plant operations, staff safety, material supply, order delivery, etc. Therefore, we have formulated policies and response procedures in respect of the relevant disasters, implemented preventive measures and took out insurance to enhance the Group's capabilities to respond to climate-related accidents and reduce their impact on the Group's operations and finances.

EMPLOYMENT

Employees are our most valuable assets. One of the Group's core values is to treat our employees with respect, care, support and empowerment. The Group is an equal opportunity employer. We are committed to providing equal opportunities in all aspects of employment including recruitment, remuneration, training and promotion of employees. Adhering to the principles of equality, diversity and inclusion, the Group's human resources policies and practices are strictly compliant with the applicable laws, which include but not limited to the Employment Ordinance, the Sex Discrimination Ordinance, the Disability Discrimination Ordinance, the Family Status Discrimination Ordinance, and the Race Discrimination Ordinance and the Labour Contract Law of the People's Republic of China (中華人民共和國勞動合同法).

氣候變化

本集團主要營運地點(包括生產廠房及辦事處)均可能面對水災、火災、颶風等氣候變化或自然災害的威脅。倘出現這些事故，本集團的業務運作有可能受到影響，包括廠房運作、員工安全、物料供應、訂單交付等。因此，我們已就相關災害制定政策及應變程序，執行預防措施，並投購保險，以提升本集團對氣候相關事故的應急能力及減低其對本集團的營運及財政的影響。

僱傭

員工是我們最珍貴的資產。給予員工尊重、關懷和支持，並助其提升能力，是本集團的核心價值之一。本集團為平等機會僱主。我們致力在僱傭的各方面提供平等機會，包括員工的招聘、薪酬、培訓及升遷。本集團的人力資源政策及執行準則恪守平等、多元及共融的原則，並嚴格遵守適用法律，包括但不限於《僱傭條例》、《性別歧視條例》、《殘疾歧視條例》、《家庭崗位歧視條例》及《種族歧視條例》，以及《中華人民共和國勞動合同法》。

As at 31 December 2021, our Hong Kong headquarter, Dongguan plant and Heshan plant had a total of 2,509 employees. All of them were contracted employees. Detailed breakdown of our total workforce by gender, age group, employment type and geographical region is as follows:

於二零二一年十二月三十一日，我們的香港總部、東莞廠房及鶴山廠房共有2,509名僱員，全部為合約僱員。按性別、年齡組別、僱傭類別及地區劃分的僱員總數明細詳列如下：

Number of employee 僱員數目		As at 31 December 於十二月三十一日	
		2021 二零二一年	2020 二零二零年
Total	總數	2,509	2,249
By gender	按性別劃分		
Male	男性	1,381	1,219
Female	女性	1,128	1,030
By age group	按年齡組別劃分		
Age 18–30	18至30歲	466	389
Age 31–40	31至40歲	803	774
Age 41–50	41至50歲	948	868
Age above 50	50歲以上	292	218
By employment type	按僱傭類別劃分		
Full-time	全職	2,502	2,242
Part-time	兼職	7	7
By region	按地區劃分		
Hong Kong office	香港辦公室	92	75
Mainland plants	內地廠房	2,417	2,174

During the Reporting Period, the Group's average turnover rate was approximately 4.8%. Detailed breakdown of our employee turnover rate by gender, age group and geographical region is as follows:

於報告期內，本集團的平均流失率約為4.8%。按性別、年齡組別及地區劃分的僱員流失率明細詳列如下：

Employee turnover rate 僱員流失比率		2021 二零二一年	2020 二零二零年
By gender	按性別劃分		
Male	男性	5.0%	3.3%
Female	女性	4.4%	3.5%
By age group	按年齡組別劃分		
Age 18–30	18至30歲	12.9%	8.8%
Age 31–40	31至40歲	3.2%	2.1%
Age 41–50	41至50歲	2.5%	1.8%
Age above 50	50歲以上	3.9%	3.1%
By region	按地區劃分		
Hong Kong office	香港辦公室	1.5%	1.4%
Mainland plants	內地廠房	4.9%	3.5%

Note: the employee turnover rate is calculated by averaging the monthly turnover rates. Monthly turnover rate is calculated by the number of employees who left the Group / average number of employees during the months times 100%. Employees who left the Group within a month of the commencement of their employment are not counted.

*附註：*僱員流失率按平均每月流失率計算。每月流失率按離開本集團的僱員人數／月內平均僱員人數乘以100%計算。僱員在入職後的一個月內離開本集團不會計算在內。

Compensation and benefits

We review employees' remuneration packages with reference to the comparable market level, employees' performance and the Group's financial performance annually to ensure our competitiveness in retention of high caliber employees. Employee remuneration includes basic salary, end of year payment and discretionary bonus. In addition to the statutory leave entitlement, our employees are entitled to extra annual leave, sick leave, marriage leave and compassionate leave. Apart from the statutory insurance schemes, eligible employees are entitled to medical insurance and medical check-up. In special occasions, the Group offers compassion gifts to employees such as gift cheque for marriage and condolence money.

薪酬及福利

我們每年根據市場水平、員工表現及本集團的業績表現檢討員工的薪酬待遇，確保我們有足夠競爭力挽留人才。員工的薪酬包含基本薪金和酌情花紅。除法例規定的有薪假期外，我們的員工享有額外的有薪年假、病假、婚假及恩恤假。另外，除法例規定的保險項目外，合資格的員工亦享有醫療保險及身體檢查。在特別情況，本集團會向員工致送禮物，例如新婚禮金及慰問金等，表達心意。

As a family-friendly employer, we are concerned about employees' family life and well-being. Our family-friendly employment practices include five-day work week, which allows employees not only to spend more time with their families, but also get sufficient rest and develop personal interests. We also allow flexible working hours and special work-from-home arrangement for employees who are in need of flexibility to balance their family obligations and work duties.

To join hands with our employees and the society to combat the COVID-19 pandemic, the Group implemented a series of new measures to maintain social distancing and facilitate disease control. We followed the government's appeal to make work from home arrangement during community outbreaks of COVID-19. We also allowed flexible working hours and lunch hours if our Hong Kong employees preferred to avoid the busy crowd during peak hours to reduce the risk of virus infection. To promote vaccination, we offered extra paid leave to employees who voluntarily participated in the vaccination programme.

作為家庭友善僱主，我們關注僱員的家庭生活及福祉。我們的家庭友善僱傭措施包括五天工作周，讓員工有更多時間陪伴家人，休息及發展個人興趣。我們實施彈性上班時間及容許需要靈活平衡家庭責任及工作職責的僱員特別在家工作的安排。

為與僱員及社會攜手抗疫，本集團已實施一系列新措施，以保持社交距離及促進疾病控制。我們響應政府呼籲，在COVID-19社區爆發期間作出在家工作安排。倘我們的香港僱員希望避免上班高峰時間以減低染病風險，我們亦容許彈性上班時間及午飯時間。為推廣疫苗接種，我們給予自願接種疫苗的員工額外有薪假期。

OCCUPATIONAL SAFETY AND HEALTH

We attach great importance to occupational safety and health, and are committed to creating a safe working environment, so that all employees can receive the greatest protection in the workplace. We strictly comply with the occupational safety laws and regulations related to the Group's operations, including the Occupational Safety and Health Ordinance of Hong Kong, the "Law of the People's Republic of China on the Prevention and Control of Occupational Diseases (中華人民共和國職業病防治法)", the "Production Safety Law of the People's Republic of China (中華人民共和國生產安全法)" and the "Fire Protection Law of the People's Republic of China (中華人民共和國消防法)". In order to achieve better safety risk management and control, we have established an occupational health and safety management system and has passed the international standard of ISO45001: 2018 certification (an updated version of the original OHSAS 18001: 2007 certification). We have formulated and implemented a number of safety policies and guidelines, safety objectives and work plans for different areas, providing detailed and specific safety guidelines to employees at all levels, standardising daily operational practices and safety performance, and eliminating potential risks as much as possible to prevent accidents. Safety policies and guidelines, safety objectives and work plans are regularly audited and reviewed by senior management. Meanwhile, we also conduct internal safety audits annually to review our overall safety performance.

In order to strengthen the Group's governance in occupational safety and health, the Group established the Occupational Safety and Health Committee in FY2021, which is led by the Executive Directors and has four functional teams to review and supervise four important areas in occupational safety and health, namely equipment safety, inspection and emergency support, promotion and training, and safety compliance. We also conduct occupational safety and health management risk assessments on management systems, equipment safety standards, job responsibilities, training, culture promotion, reward and punishment systems through third-party professional organisations to review and improve the Group's occupational safety and health management in a more objective, comprehensive and professional manner.

職業安全及健康

我們高度重視職業安全及健康，致力締建安全的工作環境，讓全體員工在工作間得到最大的保障。我們嚴格遵守與本集團營運相關的職業安全法律及法規，包括香港《職業安全及健康條例》、《中華人民共和國職業病防治法》、《中華人民共和國生產安全法》及《中華人民共和國消防法》。為實現更理想的安全風險管控，我們已建立職業健康及安全管理體系，並已通過國際標準ISO45001: 2018認證（原有的OHSAS 18001: 2007認證之更新版）。我們已就不同範疇制定並實施多項以預防為本的安全政策及指引、安全目標及工作計劃，為各級員工提供詳細而具體的安全指引，規範日常營運實務及安全績效，盡量消除潛在風險，防範未然。高層管理者定期審查及檢討安全政策及指引、安全目標及工作計劃。同時，我們亦每年進行內部安全審核，以檢討整體安全績效。

為加強本集團有關職安健方面的管治，本集團於二零二一年財政年度成立了職安健委員會，由執行董事領導，並設四個功能小組，專責檢視和監督設備安全、巡查及緊急支援、推廣及培訓及安全規章四個重要的職安健範疇。我們亦經由第三方專業機構就管理體系、設備安全標準、崗位責任、培訓、文化推廣、賞罰制度等進行職安健管理風險評估，以更客觀、全面及專業地檢討和改善本集團的職安健管理。

Occupational safety in production operation

Identifying hazards and making improvements are the first step to enhance occupational safety. Therefore, the Group has established a hazard identification policy to set out clear identification procedures. The identification work covers various potential risks throughout the production chain and the supporting departments. We actively conduct risk assessment and prevention in all aspects of our production operation. Considering that the Group uses a variety of production machineries and equipments, and that machine safety risks are common in occupational safety risks, we have commissioned an independent third-party professional organisation to conduct a comprehensive machine safety risk assessment on our plants, and introduced an assessment system that conforms to the international standards, so as to perform comprehensive review and achieve continuous improvement in the long run. With the professional support of that organisation, we have completed safety assessments and formulated improvement plans for all machines at each production site, including the addition of machine protective devices and machinery maintenance, etc. We have also established equipment safety standards as a regulatory reference for daily safety inspection, maintenance and follow-up of machines and equipment.

生產營運的職業安全

識別危險源並作出改善是提升職業安全的第一步。因此，本集團已制定危險源識別政策，為危險源識別工作訂立明確識別程序。該識別工作覆蓋整個生產鏈中及支援部門的各種潛在風險。我們積極在生產營運中各個環節進行風險評估和預防。考慮到本集團使用多種生產機器設備，機器安全風險是職業安全風險常見之處，因此我們委託獨立第三方專業機構為廠房進行全面的機器安全風險評估，引入達國際標準的評審制度，從而進行全面檢討及達至長遠的持續改進。在該機構的專業支援下，我們為各個生產點的所有機器完成安全評估並訂定改善方案，包括添加機器防護裝置及機械維護等，同時訂立設備安全標準，作為日常機械設備安全檢查、維護及跟進的規範參考。

In addition to machine operation, different departments and processes in our production operation may also involve other hazards. Therefore, the Group strives to take various measures to minimise the safety risks to its employees. The identified hazards also include the generation of dust and noise, falling, contact with objects and equipment, use and disposal of chemicals, etc. We have formulated and strictly implemented working guidelines on the purchase, handling and storage of chemicals to ensure that all chemicals used in our plants are purchased from qualified chemical suppliers, and all hazardous materials are stored in chemical storage areas with restricted access and explosion-proof cabinets, with surveillance devices in place to prevent accidental leakage. We provide employees with qualified occupational safety protective equipment, including safety shoes, gloves, industrial noise reduction earplugs, filtering masks, safety goggles, etc., to protect them from occupational hazards. In addition, we have also set up a job safety responsibility system, which sets out the grading criteria for inspection management and promotes the implementation of various occupational safety measures in the workplace through an incentive system. At the same time, we employ qualified safety officers to conduct internal safety inspections on a daily basis to ensure the implementation of adequate preventive safety measures and proper operations. We also regularly engage external professional institutions to audit and review hazard sources and risk management.

Safety training and emergency preparedness

Training is an indispensable part of building an occupational safe working environment and culture. The Group strives to provide occupational safety training courses and activities to all employees to enhance their safety awareness and enable them to acquire relevant practical knowledge and qualifications. The scope of training includes occupational health and safety management system, machinery safety and operation, work permit system, use and storage of chemicals, etc., aiming at enhancing employees' professional knowledge of hidden dangers and hazards in the workplace and allowing them to apply such knowledge in production operation. We have also arranged some of our operational management staff to attend the Certified Machinery Safety Expert programme and to develop them to be qualified machinery safety professionals, so that they can carry out daily inspections and follow-up on machinery and equipment safety effectively.

除機器操作外，生產營運中不同部門和工序亦可能涉及其他隱患。因此，本集團一直致力採取各種措施，以盡量消除對員工的安全風險。我們已識別之危險源也包括灰塵及噪音的產生、落物、與物體和設備接觸、化學品使用和處理等。我們已制定並嚴格執行有關化學品購買、處理及儲存的工作指引，以確保所有在廠內使用的化學品均購自合格的化學品供應商，以及所有危險物品均存放在限制進入的化學品存儲區及防爆櫃，且設有監視裝置以防止意外洩漏。我們為員工提供合規格的職安防護裝備，包括安全鞋、手套、工業降噪耳塞、過濾口罩、安全護目罩等，以保護他們免受職業性危害。另外，我們亦設立一套崗位安全責任制度，對巡查管理訂定評分準則，透過激勵制度推動在工作間落實各項職業安全措施。同時，我們僱用合資格的安全主任每天進行內部安全檢查，以確保充足的預防性安全措施和正確操作得以實行。我們亦定期委託外部專業機構就危險源和風險管理進行審核及檢討。

安全培訓及應急準備

培訓是建立職業安全工作環境和文化不可或缺的一環。本集團一直致力為所有員工提供職業安全培訓課程和活動，以提高員工的安全意識，並獲取相關實務知識和資格。培訓範疇當中包括職業健康及安全管理系統、機械安全和操作、工作許可證制度、化學品使用和儲存等，以提升員工對工作間隱患及危險源的專業知識，並應用在生產營運之中。我們亦安排部分營運管理人員參加機械安全認證課程，培養他們成為具機械設備安全專業資格的人員，以更有效地執行日常機械設備安全巡查及跟進。

In addition to training, we have also formulated detailed contingency plans to deal with fire, chemical leakage and other emergency incidents. Emergency drills, including fire drills and chemical spillage drills, are held regularly.

Work injury and work-related fatalities

During the Reporting Period, the Group recorded no work-related fatalities and recorded a total of 680.9 lost days due to work-related injuries. We deeply regret that the Group recorded one work-related fatality related to machine operation in 2020. After the accident, the relevant departments of the Group immediately took improvement measures, including upgrading machine protection facilities, conducting safety training for machine operators, etc. The Group also set up an investigation team promptly to identify the causes of the accident and report to the Board. Moreover, we commissioned a third-party professional organisation to conduct a workplace safety assessment, seeking to avoid the recurrence of unfortunate accidents through a comprehensive review on relevant policies and the implementation of occupational health and safety measures. No work-related fatalities were recorded for the year ended 31 December 2019.

除培訓外，我們亦已制定了詳細的應急預案，以應對火災、化學物質泄漏及其他緊急事故，並定期舉行應急演練，包括消防演習及化學品外溢演習等。

工傷事故及因工亡故

本集團於報告期內並無錄得工傷死亡事故，因工傷損失合共錄得680.9個工作日數。本集團於二零二零年錄得一宗與機器操作相關的工傷死亡事故，我們對此深表遺憾。事故不幸發生後，本集團各相關部門即時採取改善措施，包括提升機器防護設施、對機器操作人員進行安全培訓等。本集團亦隨即成立調查小組，專責查明事故發生原因並向董事會匯報。我們亦委託第三方專業機構進行工作場所安全評估，全面檢視相關政策並落實執行職安健措施，避免再次發生不幸事故。於截至二零一九年十二月三十一日止年度並無錄得工傷死亡事故。

		2021 二零二一年	2020 二零二零年	2019 二零一九年
Number of work-related fatalities	因工亡故的人數	0	1	0
Rate of work-related fatalities	因工亡故的比率	0	0.042%	0

Note: The rate of work-related fatalities is calculated as the number of work-related fatalities divided by the average number of employees in each year.

附註： 因工亡故的比率乃按因工亡故的人數除以每年的平均僱員人數計算。

Control measures in relation to COVID-19

In response to the pandemic situation and operation of our offices and plants in different regions and the pandemic control policies of the local governments, we have formulated various emergency response guidelines and implemented stringent and effective pandemic prevention measures, including health declaration mechanism, regular disinfection and hygiene control, work-from-home arrangement, promotion of pandemic prevention awareness, etc. to minimise the risk of spread of the pandemic.

TRAINING AND DEVELOPMENT

Talent is an important cornerstone of sustainable development of an enterprise. The Group has established relevant policies and systems and continues to devote resources to promote the training and competency enhancement of employees at all levels, so as to facilitate the long-term development of employees and the Group.

有關COVID-19的管控措施

我們因應位於不同地區的辦事處和廠房的疫情、營運情況及該地區政府的防疫政策，制定多項緊急應變指引及推行嚴格而有效的防疫措施，包括健康申報機制、定期消毒及衛生管控、在家工作安排、防疫意識推廣等，盡量減低疫症散播的風險。

培訓及發展

人才是企業持續發展的重要基石。本集團已訂立相關政策及制度並持續投放資源，致力推動各階層員工接受培訓和提升技能，以促進員工及本集團的長遠發展。

The Group has established a qualifications framework, which sets out the required competency matrix and standards for different departments and positions as the criteria for staff qualification assessment and formulation of continuous development and training. The Group has set up an internal training center to systematically plan, organise and execute diversified employee training programmes and assessments, and continuously improve the skills and qualifications of employees to meet the development needs of employees and the Group. The training programmes cover different areas such as leadership and management, teamwork, production, information technology, quality awareness, occupational safety and health, culture of continuous improvement, work ethics, etc. In line with the Group's long-term strategy to develop smart operations, during the Reporting Period, we invited the Hong Kong Productivity Council to design and provide training on industrial 4.0 technologies for staff involved in relevant projects based on the progress and plan of our smart operation development, so as to equip them with relevant professional knowledge and latest industry information. The training program was subsidised by the Re-Industrialisation and Technology Training Programme of the Innovation and Technology Fund of the HKSAR Government. In addition, to align with recognized external standards, we also arrange external training and certification for our employees. During the Reporting Period, we arranged a few operational management staff to attend the CMSE® Certified Mechanical Safety Expert programme and obtain relevant professional qualifications, and arranged employees from different technical positions to undergo relevant official competence certification.

During the Reporting Period, the Group was awarded the "2021 Smart Learning Enterprise Award" by the Professional Validation Council of Hong Kong Industries and the "Manpower Developer" by the Employees Retraining Board in recognition of our performance in talent development.

The Group has set up a 5-year staff development target (please refer to reference section of "Sustainability Targets" for details).

本集團已制定一套資歷架構，為不同部門和職位制訂所需的能力矩陣及標準，作為員工資歷評估及制訂員工持續發展與培訓的準則。本集團設有內部培訓中心，有系統地規劃、統籌及執行多元化的員工培訓項目及評估，持續提升員工的技能和資格，以配合員工及本集團的發展需要。培訓項目涵蓋領導及管理、團隊合作、生產技術、資訊科技、品質意識、職業安全及健康、持續改善文化、職業道德操守等不同範疇。為配合本集團發展智能營運的長期策略，我們於報告期內邀請香港生產力促進局就著本集團智能營運的推行進度及計劃，為項目管理人員專門設計及提供工業4.0高端科技培訓，以獲取相關專業知識及最新業界資訊。該培訓項目更成功獲得香港特區政府創新及科技基金「再工業化及科技培訓計劃」的資助。此外，為與外間的認可標準接軌，我們亦按需要安排員工接受外部培訓及認證。於報告期內，我們安排部分營運管理人員修讀CMSE®機械安全專家認證課程及考取相關專業資格，以及安排不同技術崗位員工參加及通過相關的官方職業能力資格認證。

於報告期內，本集團獲香港工業專業評審局頒發「2021年智慧學習型企業獎」，以及獲僱員再培訓局嘉許為「人才企業」，對我們在人才發展方面的表現作出肯定。

本集團已設定五年員工發展目標(詳情請參閱「可持續發展目標」一節)。

Percentage of employees trained
受訓僱員百分比

2021
二零二一年

By gender		按性別劃分	
Male		男性	55.0%
Female		女性	45.0%
			100.0%
By employee category		按僱員類別劃分	
Senior Manager and above		高級經理及以上級別	0.6%
Middle Management		中級管理層	9.5%
General Staff		一般員工	89.9%
			100.0%

Average training hours completed per employee
每名僱員完成受訓的平均時數

2021
二零二一年

By gender		按性別劃分	
Male		男性	12.3
Female		女性	12.3
By employee category		按僱員類別劃分	
Senior Manager and above		高級經理及以上級別	11.3
Middle Management		中級管理層	10.1
General Staff		一般員工	12.5

LABOUR STANDARDS

The Group exercises a policy of zero tolerance against child labour and forced labour. Therefore, we implement a series of stringent measures to prevent child labour and forced labour and strictly comply with the national and regional regulations and laws, including the Law on the Protection of Minors of the PRC, Provisions on the Prohibition of Using Child Labour, and the Labour Law of the PRC.

We have formulated preventive procedures for our recruitment and employment process. Identity verification and background check are included in the recruiting process to ensure job applicants are fulfilling the legal working age (i.e. 16 years old). For internships and on-job training programmes offered to students, the Group will sign a cooperation agreement with the partner colleges and student participants to obtain consensus on the working terms and conditions. In addition, all contracts are formulated based on the applicable labour contract law and all employees are required to sign the legally binding contracts before commencement of work to prevent any form of forced labour. Regular unannounced identity checks are conducted by the human resources department to eliminate the possibility of child labour employment.

Employees' consent for working overtime is required to prevent forced overtime work, and they are compensated in accordance with the applicable labour laws and regulations.

During the Reporting Period, the Group was not aware of any breaches of relevant laws and regulations related to child and forced labour in our operations.

勞工標準

本集團對童工及強制勞動實施零容忍政策。因此，我們實施一系統嚴格措施，以防止童工及強制勞動，並嚴格遵守國家及地區法律法規，包括中華人民共和國未成年人保護法、禁止使用童工規定及中華人民共和國勞動法。

我們已為招聘及僱用流程制訂防範程序。招聘過程包括身份識別及背景審查，確保工作申請人符合法定工作年齡(即16歲)。就向學生提供的實習及在職培訓項目而言，本集團將與合作學院及參與學生簽訂合作協議，就工作條款取得共識。此外，所有合約均基於適用的勞動合同法訂立，所有僱員均須在入職前簽署具法律約束力的合約，以防止任何形式的強制勞動。人力資源部門定期進行突擊身份檢查，以消除僱用童工的可能性。

加班工作需取得僱員同意，以防止強逼加班工作，僱員亦會根據適用勞動法律法規得到補償。

於報告期內，本集團並不知悉其營運有任何違反童工及強迫勞動相關法律法規的地方。

SUPPLY CHAIN MANAGEMENT

The Group attaches great importance to supplier management and regards it as an important part of our risk management strategy. Our suppliers are mainly manufacturers of paper and auxiliary accessories. We have formulated a series of policies and guidelines to comprehensively standardise all supplier management procedures, such as the identification, inspection, selection, engagement and evaluation of suppliers, to ensure that the production process, quality, safety, finance, occupational health, environmental protection and other aspects of suppliers are in compliance with regulations and industry standards, and also ensure that the relevant procedures are carried out under the principles of transparency, fairness and justice. We actively establish a close and mutually beneficial relationship with approved suppliers who have passed the assessment, so as to jointly improve the quality of products and services and complement each other.

供應鏈管理

本集團十分著重供應商管理，並視之為我們風險管理策略中的重要部分。我們的供應商主要為紙張及輔助配件的生產商。我們制定了一系列政策和指引，全面規範由供應商的開發、考察、篩選、委聘和評核等所有供應商管理程序，確保供應商在生產流程、品質、安全、財務、職業健康、環境保護等符合法規和行業標準，同時亦確保有關程序在透明、公平及公正的原則下進行。我們積極與通過評核的認可供應商建立密切而互惠的關係，以達至共同提升產品和服務質量，相輔相成。

We select suppliers based on their product quality, quality system, product safety standards, production capacity, code of conduct, service and price competitiveness. Prior to becoming our approved suppliers, potential suppliers are required to complete a thorough questionnaire and undergo an on-site audit by our material sourcing department, quality assurance department and compliance department to comprehensively review the capabilities and track records of the suppliers in equipment and processes of production and inspection, quality management, compliance, financial status, access control, network security, employee safety and environmental protection and identify potential risks of the suppliers in these areas. We give priority to suppliers who have established systematic management approaches in product quality assurance and environmental and social responsibilities and are able to provide materials or alternative solutions that meet environmental protection standards. In addition, we also require our suppliers to obtain the “Customs-Trade Partnership Against Terrorism” certification. Approved suppliers are required to sign a declaration of compliance and undergo our regular audits to ensure that they fully understand and continuously meet our quality, management and regulatory requirements in all aspects. During the Reporting Period, the Group had a total of 538 approved suppliers. The number of suppliers by geographical region is as follows:

我們會根據供應商的產品品質、品質管理系統、產品安全標準、生產能力、行為操守、服務及價格競爭力等作為選擇供應商的因素。潛在供應商在成為我們的認可供應商前，須經由我們的物料採購部、品質保證部和遵章部人員透過詳盡的調查問卷和現場審核，全方位地審核供應商生產及檢驗的設備和流程、質量管理、合規、財務狀況、通行管制、網絡安全、人事安全和環境保護等各方面的能力和過往記錄，並識別供應商在這些範疇的潛在風險。我們優先採用在產品質量保證和對環境與社會責任方面已建立系統化管理方法，並能提供符合環保標準的物料或代替方案的供應商。此外，我們亦要求供應商獲得「海關 — 商界反恐夥伴 (Customs-Trade Partnership Against Terrorism)」認證。認可供應商須簽署合規聲明，並接受我們的定期審核，以確保其充分了解並持續符合我們各方面的品質、管理和法規要求。於報告期內，本集團共有538個認可供應商。按地區劃分的供應商數目如下：

Number of suppliers by region 按地區劃分的供應商數目		2021 二零二一年
The PRC	中國	490
Vietnam	越南	31
Others	其他	17
Total		538

PRODUCT RESPONSIBILITY

As a professional paper product manufacturing and printing service provider, the Group is committed to meeting customers' needs by providing quality products and customer-oriented services, and ensuring that the Group's products comply with relevant laws and regulations such as the "Product Quality Law of the People's Republic of China (中華人民共和國產品質量法)". We have formulated a series of policies with respect to product responsibility, covering all aspects of production operation such as production safety management and specifications, product quality audit, brand copyright protection, file management, employee code of conduct, handling of customer complaints and product return. In addition, we fully comply with the relevant laws and regulations in relation to advertising and labelling, including the "Advertising Law of the People's Republic of China (中華人民共和國廣告法)", the Trade Descriptions Ordinance of Hong Kong, and the U.S. Customs Regulations on Country of Origin, etc., to deliver appropriate information to customers without false, misleading or incomplete information and misstatements.

Quality assurance

The Group is determined to continuously provide customers with high-quality products to meet the expectations and needs of international enterprises and brand customers as well as individual customers, so as to maintain our competitiveness in the industry and secure long-term business growth, and to ensure strict compliance with relevant laws and regulations such as the "Product Quality Law of the People's Republic of China (中華人民共和國產品質量法)" and the "Law of the People's Republic of China on the Protection of Consumer Rights and Interests (中華人民共和國消費者權益保護法)".

產品責任

作為專業的紙製品生產及印刷服務提供商，本集團致力於通過提供優質產品及以客戶為本的服務來滿足客戶需求，並確保本集團的產品符合《中華人民共和國產品質量法》等有關法律及法規。我們制定了一系列與產品責任相關的政策，全面涵蓋安全生產管理和規範、產品質量審核、品牌版權保護、檔案管理、員工操守規範、客戶投訴及退貨處理等所有生產營運的範疇。此外，我們全面遵守有關廣告及標籤的相關法律及法規(包括《中華人民共和國廣告法》、《香港商品說明條例》及《美國海關法規》等)裡關於原產國標示的條文，向客戶傳遞適當的信息，不作虛假、具誤導性或不完整的資料及錯誤陳述。

品質保證

本集團致力持續為客戶提供優質產品，以滿足包括國際性企業及品牌客戶以至個人客戶的期望和需求，從而保持我們在行業中的競爭地位並維持長期業務增長，並確保嚴格遵從《中華人民共和國產品質量法》及《中華人民共和國消費者權益保護法》等相關法律及法規。

We have a comprehensive quality management system with ISO9001: 2015 certification, which covers three important aspects, namely quality assurance, quality engineering and quality control, to ensure that our entire production operation process from product development, material procurement, production to delivery meets the specified quality standards. We have stringent quality control procedures in place to control the quality of incoming materials, production process and final products to ensure that our products meet our internal standards and our customers' quality requirements. Our quality assurance team is accredited by ANSI-ASQ National Accreditation Board under ISO 17020, which demonstrates our technical competence in the fields of calibration and testing. Product safety tests on raw materials and products can be conducted by our own in-house laboratory which is accredited by different international professional bodies including China National Accreditation Service for Conformity Assessment (CNAS), ANSI-ASQ National Accreditation Board and U.S. Consumer Product Safety Commission (CPSC). It also meets the requirements of the international standard ISO/IEC17025: 2005, and is qualified to conduct tests in accordance with international standards toys, packaging and other goods in the U.S. and Europe.

我們設有一套全面的質量管理體系，並獲得ISO9001: 2015認證，此體系涵蓋品質保證、品質工程及品質控制三個重要的層面，確保我們從產品開發、材料採購、生產到交付的整個生產營運過程均符合指定的品質標準。我們設有嚴格的品質檢定程序，控制進料品質、生產流程品質及最終成品品質，確保產品符合我們的內部準則及客戶的品質要求。我們的品質保證團隊已獲得美國國家標準協會 — 美國品質協會認證機構認可委員會ISO 17020認證，證明其校準及檢測領域的技術能力。我們設有內部實驗室，可對原材料和產品進行產品安全測試，並已獲多個國際專業機構認可，包括中國合格評定國家認可委員會(CNAS)、美國國家標準協會 — 美國品質協會認證機構認可委員會及美國消費品安全委員會(CPSC)。我們的實驗室亦符合國際標準ISO/IEC17025: 2005的要求，並合資格根據國際標準(例如美國及歐洲有關玩具、包裝及其他商品的標準)進行檢測。

Customer feedback and complaints and product recall

We have policies and procedures in place to collect and handle customers' feedback and complaints. We conduct customer satisfaction surveys with our OEM customers on a regular basis to collect customers' feedback on various aspects of our services, including product quality, customer service, delivery time, operation capability and material procurement and development, in order to understand customers' opinions and needs and constantly improve our service level. We achieved an overall satisfaction rate of 83.7% in our latest survey. During the Reporting Period, we received 64 and 157 complaints from our OEM customers and web sales customers, respectively, all of which were properly followed up and responded by our customer service team. For example, in case of a complaint case related to product defect, our customer service team will coordinate with the relevant production department to conduct a detailed investigation to identify the cause of the defect and discuss appropriate solutions, including arranging for replacement, return and/or refund to our customers for product defects caused by us, and, if necessary, seeking compensation from the third party supplier or subcontractor who is at fault if necessary. During the Reporting Period, we did not record any non-compliance with relevant laws and regulations or product recalls due to quality or safety reasons.

客戶反饋和投訴及產品回收

我們設有相關政策及程序收集和處理客戶的反饋及投訴。我們定期向OEM客戶進行客戶滿意度調查，收集客戶對我們各個服務層面的反饋，包括產品質量、客戶服務、交付時間、營運能力以及材料採購及開發，以了解客戶的意見及需要，持續提升我們的服務水平。在最近期的調查中，我們的整體滿意率為83.7%。於報告期內，我們收到來自OEM客戶及網站銷售客戶的投訴數目分別為64宗及157宗，所有投訴均獲客戶服務團隊妥善跟進及回應。舉例而言，如收到與產品缺陷相關的投訴，我們的客戶服務團隊會協調相關生產部門進行詳細調查以確定缺陷原因，並商討適當的解決方案，包括就由我們造成的產品缺陷向客戶安排換貨、退貨及／或退款，以及有需要時向屬過失方的第三方供應商或分包商尋求賠償。於報告期內，我們並無違反相關法律及法規或因質量或安全理由而出現產品回收的記錄。

Number of complaints received

by type

接獲的投訴數目

2021

二零二一年

OEM sales	OEM銷售	64
Web sales	網站銷售	157
Total	總計	221

Intellectual property and personal data privacy protection

We emphasise the importance of the intellectual property rights and personal data privacy of our customers and have established relevant procedures and guidelines to safeguard them. We strictly comply with laws and regulations relating to intellectual property rights and privacy, including the “Intellectual Property Law of the People’s Republic of China (中華人民共和國知識產權法)”, the Personal Data (Privacy) Ordinance of Hong Kong, etc.

In respect of intellectual property rights, we strictly manage our production process and monitor documents and files provided by our customers in accordance with relevant established policies and procedures to prevent unauthorised copying, illegal use or distribution or leakage of designs, specifications and other intellectual property rights of our products by our employees, subcontractors and third parties. Those measures include filing customer’s digital files to a secure database with access restricted to designated authorised staff only, destroying and disposing of all printed and redundant finished products after completing the printing process, setting up 24-hour security controls in all production facilities and warehouses, etc. In addition, we also request our subcontractors to strictly follow our instructions and procedures in handling our customers’ intellectual property rights and conduct regular on-site inspections to ensure proper safety procedures of our subcontractors. We conduct in-house screening of photos or image in product files to check if any infringement of third-party intellectual property rights or violent, political, religious, trademark, or other sensitive content. If we identify any suspicious contents or images, we will ask the related customers for a letter of authorisation for printing such content or images. Orders that do not pass our in-house screening will be refunded.

知識產權及個人資料私隱保護

我們非常重視客戶的知識產權及個人資料私隱，並已制定相關程序及指引確保其得到保護。我們嚴格遵守有關知識產權及私隱的法律及法規(包括中華人民共和國《知識產權法》、香港《個人資料(私隱)條例》等)。

知識產權方面，我們根據相關既定政策和程序，嚴格管理我們的生產流程及監控客戶提供的文件及檔案，防止我們的僱員、分包商及第三方未經授權複製、非法使用或分發或洩漏產品的設計、規格及其他知識產權。相關措施包括將客戶的數碼檔案存檔至安全的數據庫，僅限指定的獲授權員工存取；在完成印刷工作後，銷毀及棄置所有印刷版及多餘的成品；設有24小時保安監控所有生產設施及倉庫等。此外，我們亦要求分包商嚴格遵守我們處理客戶知識產權的指示及程序，並定期進行實地檢查，以確保分包商的安全程序到位。我們會就產品檔案的圖像進行內部審查，檢查有否侵犯任何第三方知識產權或包含暴力、政治、宗教、商標或其他敏感內容。倘我們發現任何可疑內容或圖像，我們會要求有關客戶提供印刷該等內容或圖像的授權書。未能通過我們內部篩查程序的訂單將安排退還予相關客戶。

We have established procedures and guidelines related to the protection of personal data privacy to prevent employees from copying, using, distributing or leaking customers' personal data without authorisation. Our website also sets forth our privacy policy with respect to the collection, use and protection of customers' private information of customers on our websites.

To enhance our internal controls on personal data and intellectual property, we provide regular training to our employees on personal data, intellectual property protection and cyber security to strengthen their awareness of potential risks of data leakage. We also include confidentiality clauses in our employment contracts to prohibit unauthorised use, possession and leakage of any confidential information and documents obtained at work. Furthermore, we maintain, inspect and enhance the information security of our computer systems regularly to prevent leakage of files and information.

During the Reporting Period, the Group did not violate any laws and regulations in relation to intellectual property rights or privacy.

我們已制定保障個人資料私隱相關的程序及指引，防止員工在未授權的情況下複製、使用、分發或洩漏客戶的個人資料。我們的網站亦載有關於在我們的網站上收集、使用及保護客戶私人信息的私隱政策。

為提升與個人資料及知識產權相關的內部控制，我們定期為員工提供有關個人資料、知識產權保護及網絡安全的培訓，以強化他們對資料洩漏潛在風險的意識。我們亦把保密條款列入我們與僱傭合約中，禁止未經授權使用、持有及洩漏在工作中獲得的任何機密資料及文件。我們亦定期維護、檢視及提升電腦系統的資訊安全，防止檔案及資訊洩漏。

於報告期內，本集團並無出現任何違反知識產權或私隱相關法律及法規的情況。

ANTI-CORRUPTION

The Group firmly adheres to the highest standards of business integrity and strives to maintain integrity, impartiality, work accountability and transparency. We have formulated internal integrity management policies and strictly implemented relevant requirements to ensure that all business operations of the Group comply with our integrity standards and the requirements of relevant laws and regulations, including the Prevention of Bribery Ordinance of Hong Kong and the “Criminal Law of the People’s Republic of China (中華人民共和國刑法)”, to eliminate any form of illegal acts of our employees, including corruption, bribery, extortion, fraud, money laundering, etc. We require all employees to strictly comply with the relevant code of conduct and requirements in the employee handbook and make statement and declaration on conflict of interest. We have established and implemented stringent regulatory and approval processes to prevent misconduct or conflict of interest due to procedural loopholes. We have dedicated reporting channels in place and encourage employees to report in writing or in person confidentially when they identify or suspect relevant violations and conflicts of interest. Reported cases will be investigated by our internal audit department and reviewed by the Audit Committee to determine further actions, including disciplinary action and immediate dismissal, in accordance with the established procedures. On the other hand, we provide relevant training to directors and employees, including induction and on-the-job training on professional ethics and anti-corruption provided by the training department, as well as anti-corruption seminars provided by the Independent Commission Against Corruption to employees, especially those with direct contact with external business partners or those involved in financial transactions, to enhance their awareness of business integrity and anti-corruption.

During the Reporting Period, the Group and its employees were not involved in any corruption-related cases or litigations.

反貪污

本集團堅定追求最高標準的商業誠信，致力維持廉潔、公正、工作問責性及透明度。為此，我們制定內部誠信管理政策並嚴格落實相關規定，以確保本集團的所有業務營運均符合我們的誠信標準以及相關法律及法規(包括香港《防止賄賂條例》及《中華人民共和國刑法》)的要求，杜絕員工任何形式的違法行為，包括貪污、賄賂、勒索、欺詐、洗黑錢等。我們要求所有員工嚴格遵守員工手冊內的相關行為守則和規定，並就利益衝突作出聲明及申報。我們設有並落實執行嚴謹的監管及批核流程，以防止因程序上的漏洞而誘發的不當行為或利益衝突。我們設有專用的舉報渠道，並鼓勵員工在發現或懷疑有相關違規行為及利益衝突的情況時，主動以保密的書面或面談形式舉報。舉報個案由我們的內部審計部門調查，並由審核委員會進行覆檢，按既定程序決定進一步行動，包括紀律處分及即時解僱等。另一方面，我們向董事及員工提供相關培訓，包括由培訓部為員工提供以職業道德及防貪為主題的入職及在職培訓，以及安排員工(尤其工作上與外間業務伙伴有直接聯繫或涉及財務往來的部門)接受由廉政公署提供的防貪講座，以增進員工對商業誠信及反貪污方面的認識。

於報告期內，本集團及其員工並無涉及任何貪污相關案件或訴訟。

COMMUNITY INVESTMENT

It is one of our corporate missions to contribute to the betterment and sustainability of our community by always acting with care. We adopt a policy to proactively identify needs in different communities and devote efforts and resources to demonstrate our community engagement and support. During the Reporting Period, we pushed forward our community efforts in the areas including charity and youth education and development through various approaches including monetary and in-kind donations, volunteering, collaborations with external organisations and provision of internship opportunities.

During the Reporting Period, the Group made a total of approximately HK\$517,000 cash donations to charitable organisations, with a total service time of 936.5 hours involved in knowledge sharing and charity works.

The Group has set up a 5-year community investment target (please refer to reference section of “Sustainability Targets” for details).

Donations to charities

During the Reporting Period, the Group participated in various initiatives to support different meaningful causes. We supported the Hong Kong Red Cross as the Diamond Sponsor of its annual fundraising event “Pass-it-On” for the 13th consecutive year, with cash donation to support its humanitarian aid and local community work, and pro bono printing services for the campaign’s promotional materials to help them maximise the exposure of its campaign at a reduced cost. We also supported different youth work with monetary sponsorship for organisations focusing on youth development including the Hongkong Shine Tak Foundation and Hong Kong Federation of Youth Groups.

社區投資

為社會進步和持續發展作出貢獻，傳揚關愛精神，是我們的企業使命之一。我們積極了解不同社群的需要，投放精力及資源，展示我們的社區參與和支持。於報告期內，我們透過不同方式(包括捐款及實物捐獻、義工服務、與外部機構合作及提供實習機會等)在慈善及青少年教育及發展等方面推動社區工作。

於報告期內，本集團作出現金捐款合共約517,000港元予慈善機構，投放於知識共享及慈善工作的總服務時間為936.5小時。

本集團已設定五年社區投資目標(詳情請參閱「可持續發展目標」一節)。

慈善捐款

於報告期內，本集團參與了多個項目以支持有意義的善舉。我們連續第13年支持香港紅十字會，成為其年度籌款活動「愛心相連大行動」的鑽石贊助，透過現金捐款支持人道援助及本地社區工作，同時為活動的推廣刊物提供免費印刷服務，幫助他們以較低成本盡量增加活動曝光率。我們亦透過向專注青少年發展的機構(如香港善德基金會及香港青年協會)捐款，支持青少年工作。

Volunteering

Volunteering is an essential part of our corporate social responsibility strategy which we believe can bring benefits not only to the beneficiaries but also to our employees. To facilitate long-term volunteer development of the Group, we established an internal volunteer committee formed by top management and staff of different departments during the Reporting Period. It aims to formulate the objectives and strategic planning of our volunteer team, cultivate communications and collaborations with external organisations and promote staff's participation in and ownership of the Group's charity work. To enhance employees' knowledge and interest in volunteering, we arranged volunteer training for employees on social needs, introduction to social services and essential skills and knowledge for volunteers. Volunteering activities were substantially affected due to concerns over health and safety during the COVID-19 pandemic. Yet, during the Reporting Period, we were pleased to have collaborated with an elderly centre to deliver our care and tangible support to the disadvantaged singleton elderly and two-elder families through our volunteer team when the pandemic situation eased off.

義工服務

義工服務是我們企業社會責任策略的重要一環。我們相信義工服務不僅能令受助者受惠，亦對員工有所裨益。為促進本集團的長遠義工服務發展，我們的最高管理層及來自不同部門的員工於報告期內組成內部義工委員會。此委員會旨在制定我們義工團隊的目標及策略規劃、開拓與外部機構的溝通及合作，並提高員工對本集團慈善工作的參與度和歸屬感。為提升僱員對義工服務的知識及興趣，我們安排了義工培訓，講解社會需要，簡介社會服務、義工技巧和服務須知。在COVID-19疫情期間，基於對健康及安全的考量，義工活動大受影響，然而我們於報告期內仍有幸能與一間長者中心合作，在疫情緩和時透過我們的義工團隊向弱勢的獨居長者及長者家庭給予關懷及實物支援。

Collaborations with charities and institutions

To expand the scope of our participation in the community, we actively seek opportunities of collaborations with external organisations who have a good reputation and track record in delivering meaningful social and educational endeavours. During the Reporting Period, we collaborated again with New Sight Eye Care, a registered charity dedicated to restoring and protecting the vision of people in the Republic of Congo, for their annual desktop calendar charity sales programme which aimed to raise funds for their eye hospital project. We also supported Food Angel, a charity focusing on local food rescue and food assistance, with food donations to the deprived local communities collected from our employees and sponsored by the Group. Moreover, we were glad to be involved in an innovative board game design competition organised by the S-Qube Youth Financial Empowerment Project of the Hong Kong Family Welfare Society who is committed to enhancing young people's financial literacy through a range of programmes. The competition aimed to promote financial education through designing and playing tabletop games as a creative educational tool. We contributed our expertise and resources in tabletop game manufacturing by providing participants with professional advice on product development and sponsoring the production of selected entries, helping talented tabletop game designers to convert their creativity into actual game products.

Internship programme

Young people are the future pillars and hope of our society. To play a part in fostering development of local young talents, we launched an internship programme to provide opportunities for university to gain hands-on experience and practical knowledge in a real business environment. During the Reporting Period, we offered internship opportunities to two university undergraduates in our human resources and training departments with extensive job exposure, on-the-job training and coaching by experienced staff, with the goal of facilitating their competency development and career planning. With the successful outcome of this internship programme, we look to expand the scope to more departments in the coming years.

與慈善團體及機構合作

為擴展我們的社區參與範圍，我們積極與有聲譽並在社區及教育工作方面有良好往績的外間機構合作。於報告期內，我們再次與致力於幫助剛果共和國人民恢復及保護視力的註冊慈善團體目養計劃合作，參與其座檯月曆慈善義賣活動，為其眼科醫院項目籌款。我們亦支持專注於本地食物回收及食物援助的慈善團體惜食堂，將員工收集及本集團贊助的食物捐贈予本地弱勢社群。此外，我們亦參與了由香港家庭福利會旗下、致力透過不同項目提升青少年理財的S-Qube青年理財教育計劃舉辦的創意桌遊設計大賽。比賽旨在透過設計及進行桌上遊戲，寓教於樂，推廣理財教育。我們善用桌遊生產方面的專業和資源，向參賽者提供有關產品開發的專業意見，並贊助生產選定的參賽作品，幫助有潛質的桌遊設計師把創意轉化為實體遊戲產品。

實習計劃

青少年是我們社會未來的棟樑和希望。為了參與培育本地青年人才方面作出貢獻，我們推行大學生實習計劃，為學生提供在真實商業環境獲取實戰經驗和知識的機會。在報告期內，我們為兩名大學本科生提供了在人力資源和培訓部門實習的機會，讓他們在經驗豐富的員工的指導下接觸不同層面的工作及接受在職培訓，促進他們的才能發展和職涯規劃。因應此實習計劃的理想成果，我們來年將把實習項目推展至更多部門。

HONOURS AND CERTIFICATIONS

We have achieved diverse international standards of operation systems, such as ISO 9001:2015, ISO 14001:2015, ISO 50001:2018, to maintain our product quality and enhance our environmental and energy performance to ensure our efficiency and compliance. In addition, we have also been given a number of certifications and awards from different organisations.

榮譽及認證

我們達到不同國際營運體系標準，如 ISO 9001:2015、ISO 14001:2015、ISO 50001:2018，以保持我們的產品質量和加強我們的環境及能源等效能，以確保我們的效率及合規性。此外，我們亦獲得不同機構頒發多個認證和獎項。

Certifications/Awards 認證／獎項	Awarders 頒授機構	Awardees 獲頒公司
ISO 9001:2015 ISO 14001:2015	SGS United Kingdom Limited	Q P Printing Limited/Dongguan Zensee Printing Limited/Taunus Printing (Heshan) Company Limited* 雋思印刷有限公司／ 東莞雋思印刷有限公司／騰達印刷(鶴山)有限公司
ISO 50001:2018	SGS-CSTC Standards Technical Services Co. Ltd. SGS通標標準技術服務有限公司	Dongguan Zensee Printing Limited 東莞雋思印刷有限公司
ISO 45001:2018	SGS Hong Kong Limited 香港通用檢測認證有限公司	Q P Printing Limited/Dongguan Zensee Printing Limited/Taunus Printing (Heshan) Company Limited* 雋思印刷有限公司／ 東莞雋思印刷有限公司／騰達印刷(鶴山)有限公司
FSC Chain-of-Custody FSC產銷監管鏈	SGS Hong Kong Limited 香港通用檢測認證有限公司	Dongguan Zensee Printing Limited/Taunus Printing (Heshan) Company Limited*/ Q P Printing Limited/QP (HK) Limited/Q P Trading Limited/ Q P International Limited/Q P Sourcing Limited 東莞雋思印刷有限公司／ 騰達印刷(鶴山)有限公司／雋思印刷有限公司／雋思(香港)有限公司／雋思貿易有限公司／雋思國際企業有限公司／雋思物料開發有限公司
C-TPAT Validation 海關－商界反恐夥伴 (C-TPAT)驗證	China-United States Joint Validation Team* 中美聯合驗證小組	Dongguan Zensee Printing Limited 東莞雋思印刷有限公司

Certifications/Awards 認證／獎項	Awarders 頒授機構	Awardees 獲頒公司
GSV (Global Security Verification) 全球安全認證	Intertek 天祥集團	Taunus Printing (Heshan) Company Limited* 騰達印刷(鶴山)有限公司
ICTI Ethical Toy Program – Seal of Compliance ICTI玩具業責任 – 規範證章	The International Toy Industry Association 國際玩具業協會	Dongguan Zensee Printing Limited/Taunus Printing (Heshan) Company Limited* 東莞雋思印刷有限公司／騰達印刷(鶴山)有限公司
China Environmental Labelling Product Certification* 中國環境標誌產品認證	China Environmental United (Beijing) Certification Center Co., Ltd 中環聯合(北京)認證中心有限公司	Dongguan Zensee Printing Limited 東莞雋思印刷有限公司
Recognition of Achievement (GMI) 成就認可(GMI)#	Graphic Measures International 國際圖形測量公司#	Dongguan Zensee Printing Limited 東莞雋思印刷有限公司
G7 Master Facility Targeted G7目標管理認證#	Idealliance 國際數碼企業聯盟	Dongguan Zensee Printing Limited/Taunus Printing (Heshan) Company Limited* 東莞雋思印刷有限公司／騰達印刷(鶴山)有限公司
High and New Technology Enterprise Certificate 高新技術企業證書	Department of Science and Technology of Guangdong Province, Department of Finance of Guangdong Province, Guangdong Provincial Office of the SAT and Guangdong Local Taxation Bureau 廣東省科學技術廳、廣東省財政廳、國家稅務總局廣東省稅務局及廣東省地方稅務局	Dongguan Zensee Printing Limited/ Taunus Printing (Heshan) Company Limited* 東莞雋思印刷有限公司／騰達印刷(鶴山)有限公司
10 Years Plus Caring Company Logo 10年Plus「商界展關懷」標誌	The Hong Kong Council of Social Service 香港社會服務聯會	Q P Printing Limited 雋思印刷有限公司
Caring Certificate 愛心關懷證書	Federation of Hong Kong Industries 香港工業總會	Q P Group Holdings Limited 雋思集團控股有限公司
iMoney Brand Awards 2021 – Best Paper Product Manufacturing and Printing Services Provider* iMoney 智富品牌大獎 2021 – 最佳紙製品訂製及印刷服務	iMoney 智富雜誌	Q P Group Holdings Limited 雋思集團控股有限公司

Certifications/Awards 認證／獎項	Awarders 頒授機構	Awardees 獲頒公司
Good MPF Employer Award 積金好僱主	Mandatory Provident Fund Schemes Authority 強制性公積金計劃管理局	Q P Printing Limited/QP (HK) Limited/DPI Laboratory Services Limited/Product Innovator Limited/Printer's Studio Limited 雋思印刷有限公司／ 雋思(香港)有限公司／ 雋思檢測服務有限公司／ 創業產品發展有限公司／ Printer's Studio Limited

The Chinese translations of the names are for reference only.

此等名稱的中文譯名僅供參考。

* The English translations of the names are for reference only.

* 此等名稱的英文譯名僅供參考。

**ENVIRONMENTAL PERFORMANCE
DATA SUMMARY**

環境表現數據摘要

		Unit 單位		2021 二零二一年	2020 二零二零年
GREENHOUSE ("GHG") EMISSIONS		溫室氣體排放量			
Scope 1¹:	範圍一:				
Total	總量	Tonnes CO ₂ e	噸二氧化碳當量	405.93	346.06 ⁴
Intensity³	密度³	Tonnes CO ₂ e	噸二氧化碳當量	0.29	0.28 ⁴
Scope 2²:	範圍二:				
Total	總量	Tonnes CO ₂ e	噸二氧化碳當量	21,235.28	20,565.72
Intensity³	密度³	Tonnes CO ₂ e	噸二氧化碳當量	15.28	16.69
AIR EMISSIONS		廢氣排放量			
Nitrogen oxides	氮氧化物	Tonnes	噸	0.34	0.28
Sulphur oxides	硫氧化物	Tonnes	噸	0.001	0.001
Particulate matter	顆粒物	Tonnes	噸	0.02	0.03
HAZARDOUS WASTES		有害廢物			
Solid Wastes Generated:	產生的固體廢物:				
Total	總量	Tonnes	噸	200.13	203.28
Intensity³	密度³	Tonnes	噸	0.14	0.16
Wastewater Discharged:	排放的廢水:				
Total	總量	Tonnes	噸	206.22	610.13
Intensity³	密度³	Tonnes	噸	0.15	0.49
NON-HAZARDOUS WASTES		無害廢物			
Solid Wastes Generated:	產生的固體廢物:				
Total	總量	Tonnes	噸	9,201.05	8,643.59
Intensity³	密度³	Tonnes	噸	6.62	7.01
Wastewater Discharged:	排放的廢水:				
Total	總量	Tonnes	噸	211,051.13	179,047.11 ⁴
Intensity³	密度³	Tonnes	噸	151.86	145.26 ⁴
PACKAGING MATERIALS USED FOR FINISHED GOODS		製成品所用包裝材料			
Total	總量	Tonnes	噸	3,456.02	3,503.24
Intensity³	密度³	Tonnes	噸	2.49	2.84

		Unit 單位		2021 二零二一年	2020 二零二零年
ENERGY AND WATER RESOURCES CONSUMPTION		能源及水資源用量			
Electricity:	電力:				
Total	總量	MWh	兆瓦時	26,470.16	25,620.83
Intensity³	密度³	MWh	兆瓦時	19.05	20.79
Gasoline:	汽油:				
Total	總量	Litres	公升	45,499.08	41,620.37
Intensity³	密度³	Litres	公升	32.74	33.77
Diesel:	柴油:				
Total	總量	Litres	公升	23,512.08	19,113.40 ⁴
Intensity³	密度³	Litres	公升	16.92	15.51 ⁴
Water Resources:	水資源:				
Total	總量	Tonnes	噸	211,257.35	179,657.24 ⁴
Intensity³	密度³	Tonnes	噸	152.01	145.75 ⁴
PAPER CONSUMPTION		用紙量			
Production:	生產:				
Total	總量	Tonnes	噸	32,305.87	32,415.66
Intensity³	密度³	Tonnes	噸	23.25	26.30
Office:	辦公室:				
Total	總量	Tonnes	噸	12.60	16.21
Intensity³	密度³	Tonnes	噸	0.009	0.013

Notes:

附註:

- | | |
|--|---|
| <p>1 Scope 1 represents direct GHG emissions generated by the use of gasoline, diesel and refrigerant.</p> <p>2 Scope 2 represents indirect GHG emissions generated by the use of purchased electricity from local power companies.</p> <p>3 The emission/production/consumption intensities are calculated in terms of every HK\$1 million of revenue.</p> <p>4 Reasonable assumption was made to adjust the comparative figures due to incomplete records in 2020. (i.e. using consumption average of other months).</p> | <p>1 範圍1指通過使用汽油、柴油及製冷劑產生的直接溫室氣體排放量。</p> <p>2 範圍2指通過使用採購自當地電力公司的電力所產生的間接溫室氣體排放量。</p> <p>3 排放量／生產量／使用量密度以每1百萬港元收益計算。</p> <p>4 由於二零二零年的紀錄不完整，故已作出合理假設以調整比較數字(即使用其他月份的平均消耗量)。</p> |
|--|---|

Environmental, Social and Governance Reporting Guide Index 《環境、社會及管治報告指引》索引		Reference Section 參考章節
Subject Areas, Aspects, General Disclosures and KPIs 主要範疇、層面、一般披露及關鍵績效指標		
A. Environmental		
A. 環境		
Aspect A1: Emissions 層面A1：排放物	General Disclosure: Information on the (a) policies; and (b) compliance with relevant laws and regulations that have a significant impact on the issuer relating to air and greenhouse gas emissions, discharges into water and land, and generation of hazardous and non-hazardous waste. 一般披露：有關廢氣及溫室氣體排放、向水及土地的排汙、有害及無害廢物的產生等的：(a)政策；及(b)遵守對發行人有重大影響的相關法律及規例的資料。	Management of Emission 排放物的管理
KPI A1.1 關鍵績效指標A1.1	The types of emissions and respective emission data. 排放物種類及相關排放數據。	Management of exhaust gas and greenhouse gas ("GHG") emissions 廢氣及溫室氣體排放的管理
KPI A1.2 關鍵績效指標A1.2	Greenhouse gas emissions in total and intensity. 溫室氣體排放總量及密度。	
KPI A1.3 關鍵績效指標A1.3	Total hazardous waste produced and intensity. 所產生有害廢物總量及密度。	Management of wastewater discharge, Management of solid waste disposal 廢水排放的管理、固體廢物處置的管理
KPI A1.4 關鍵績效指標A1.4	Total non-hazardous waste produced and intensity. 所產生無害廢物總量及密度。	
KPI A1.5 關鍵績效指標A1.5	Description of emission target(s) set and steps taken to achieve them 描述已設定排放目標及達成目標的步驟。	Management of Emission 排放物的管理
KPI A1.6 關鍵績效指標A1.6	Description of how hazardous and non-hazardous wastes are handled, and a description of reduction target(s) set and steps taken to achieve them. 描述處理有害及無害廢物的方法、描述已設定減廢目標及達成目標的步驟。	Management of solid waste disposal 固體廢物處置的管理

Environmental, Social and Governance Reporting Guide Index 《環境、社會及管治報告指引》索引		Reference Section 參考章節
Subject Areas, Aspects, General Disclosures and KPIs 主要範疇、層面、一般披露及關鍵績效指標		
Aspect A2: Use of Resources 層面 A2：資源使用	General Disclosure: Policies on the efficient use of resources, including energy, water and other raw materials. 一般披露：有效使用資源(包括能源、水及其他原材料)的政策。	Management of resources utilisation 資源使用的管理
KPI A2.1 關鍵績效指標 A2.1	Direct and/or indirect energy consumption by type in total and intensity. 按類型劃分的直接及／或間接能源總耗量及密度。	Energy conservation 節約能源
KPI A2.2 關鍵績效指標 A2.2	Water consumption in total and intensity. 總耗水量及密度。	Water Conservation 節約用水
KPI A2.3 關鍵績效指標 A2.3	Description of energy use efficiency target(s) set and steps taken to achieve them. 描述已設定能源使用效益目標及達成目標的步驟。	Energy conservation 節約能源
KPI A2.4 關鍵績效指標 A2.4	Description of whether there is any issue in sourcing water that is fit for purpose, water efficiency target(s) set and steps taken to achieve them. 描述求取適用水源上可有任何問題、已設定水資源使用效益目標及達成目標的步驟。	Water Conservation 節約用水
KPI A2.5 關鍵績效指標 A2.5	Total packaging material used for finished products and, if applicable, with reference to per unit produced. 製成品所用包裝材料的總量及(如適用)每生產單位佔量。	Use of packaging materials 包裝材料的使用
Aspect A3: Environmental and Natural Resources 層面 A3：環境及天然資源	General Disclosure: Policies on minimizing the issuer's significant impacts on the environment and natural resources. 一般披露：減低發行人對環境及天然資源造成重大影響的政策。	Environment and natural resources 環境及自然資源
KPI A3.1 關鍵績效指標 A3.1	Description of the significant impacts of activities on the environment and natural resources and the actions taken to manage them. 描述業務活動對環境及天然資源的重大影響及已採取管理有關影響的行動。	
Aspect A4: Climate Change 層面 A4：氣候變化	General Disclosure: Policies on identification and mitigation of significant climate related issues which have impacted, and those which may impact, the issuer. 一般披露：識別及應對已經及可能會對發行人產生影響的重大氣候相關事宜的政策。	Climate Change 氣候變化
KPI A4.1 關鍵績效指標 A4.1	Description of the significant climate-related issues which have impacted, and those which may impact, the issuer, and the actions taken to manage them. 描述已經及可能會對發行人產生影響的重大氣候相關事宜，及應對行動。	

Environmental, Social and Governance Reporting Guide Index 《環境、社會及管治報告指引》索引		Reference Section 參考章節
Subject Areas, Aspects, General Disclosures and KPIs 主要範疇、層面、一般披露及關鍵績效指標		
B. Social B. 社會		
Employment and Labour Standards 僱傭及勞工常規		
Aspect B1: Employment 層面 B1：僱傭	General Disclosure: Information on the (a) policies; and (b) compliance with relevant laws and regulations that have a significant impact on the issuer relating to compensation and dismissal, recruitment and promotion, working hours, rest periods, equal opportunity, diversity, anti-discrimination, and other benefits and welfare. 一般披露：有關薪酬及解僱、招聘及晉升、工作時數、假期、平等機會、多元化、反歧視以及其他待遇及福利的：(a)政策；及(b)遵守對發行人有重大影響的相關法律及規例的資料。	Employment 僱傭
KPI B1.1 關鍵績效指標B1.1	Total workforce by gender, employment type, age group and geographical region. 按性別、僱傭類別、年齡組別及地區劃分的僱員總數。	
KPI B1.2 關鍵績效指標B1.2	Employee turnover rate by gender, age group and geographical region. 按性別、年齡組別及地區劃分的僱員流失比率。	
Aspect B2: Health and Safety 層面 B2：健康與安全	General Disclosure: Information on the (a) policies; and (b) compliance with relevant laws and regulations that have a significant impact on the issuer relating to providing a safe work environment and protecting employees from occupational hazards. 一般披露：有關提供安全工作環境及保障僱員避免職業性危害的：(a)政策；及(b)遵守對發行人有重大影響的相關法律及規例的資料。	Occupational Safety And Health 職業安全及健康
KPI B2.1 關鍵績效指標B2.1	Number and rate of work-related fatalities occurred in each of the past three years including the reporting year. 過去三年(包括報告年度)每年因工亡故的人數及比率。	
KPI B2.2 關鍵績效指標B2.2	Lost days due to work injury. 因工傷損失工作日數。	
KPI B2.3 關鍵績效指標B2.3	Description of occupational health and safety measures adopted, how they are implemented and monitored. 描述所採納的職業健康與安全措施，以及相關執行及監察方法。	

Environmental, Social and Governance Reporting Guide Index 《環境、社會及管治報告指引》索引		Reference Section 參考章節
Subject Areas, Aspects, General Disclosures and KPIs 主要範疇、層面、一般披露及關鍵績效指標		
Aspect B3: Development and Training 層面 B3：發展及培訓	General Disclosure: Policies on improving employees' knowledge and skills for discharging duties at work. Description of training activities. 一般披露：有關提升僱員履行工作職責的知識及技能的政策。描述培訓活動。	Training and Development 培訓及發展
KPI B3.1 關鍵績效指標 B3.1	The percentage of employees trained by gender and employee category. 按性別及僱員類別劃分的受訓僱員百分比。	
KPI B3.2 關鍵績效指標 B3.2	The average training hours completed per employee by gender and employee category. 按性別及僱員類別劃分，每名僱員完成受訓的平均時數。	
Aspect B4: Labour Standard 層面 B4：勞工準則	General Disclosure: Information on the (a) policies; and (b) compliance with relevant laws and regulations that have a significant impact on the issuer relating to preventing child and forced labor. 一般披露：有關防止童工或強制勞動的：(a)政策；及(b)遵守對發行人有重大影響的相關法律及規例的資料。	Labour Standards 勞工標準
KPI B4.1 關鍵績效指標 B4.1	Description of measures to review employment practices to avoid child and forced labour. 描述檢討招聘慣例的措施以避免童工及強制勞動。	
KPI B4.2 關鍵績效指標 B4.2	Description of steps taken to eliminate such practices when discovered. 描述在發現違規情況時消除有關情況所採取的步驟。	
Operating Practices 營運慣例		
Aspect B5: Supply Chain Management 層面 B5：供應鏈管理	General Disclosure: Policies on managing environmental and social risks of the supply chain. 一般披露：管理供應鏈的環境及社會風險政策。	Supply Chain Management 供應鏈管理
KPI B5.1 關鍵績效指標 B5.1	Number of suppliers by geographical region. 按地區劃分的供應商數目。	
KPI B5.2 關鍵績效指標 B5.2	Description of practices relating to engaging suppliers, number of suppliers where the practices are being implemented, how they are implemented and monitored. 描述有關聘用供應商的慣例，向其執行有關慣例的供應商數目，以及相關執行及監察方法。	
KPI B5.3 關鍵績效指標 B5.3	Description of practices used to identify environmental and social risks along the supply chain, and how they are implemented and monitored. 描述有關識別供應鏈每個環節的環境及社會風險的慣例，以及相關執行及監察方法。	
KPI B5.4 關鍵績效指標 B5.4	Description of practices used to promote environmentally preferable products and services when selecting suppliers, and how they are implemented and monitored. 描述在揀選供應商時促使多用環保產品及服務的慣例，以及相關執行及監察方法。	

Environmental, Social and Governance Reporting Guide Index 《環境、社會及管治報告指引》索引		Reference Section 參考章節
Subject Areas, Aspects, General Disclosures and KPIs 主要範疇、層面、一般披露及關鍵績效指標		
Aspect B6: Product Responsibility 層面 B6：產品責任	General Disclosure: Information on the (a) policies; and (b) compliance with relevant laws and regulations that have a significant impact on the issuer relating to health and safety, advertising, labelling and privacy matters relating to products and services provided and methods of redress. 一般披露：有關所提供產品和服務的健康與安全、廣告、標籤及私隱事宜以及補救方法的：(a) 政策；及(b) 遵守對發行人有重大影響的相關法律及規例的資料。	Product Responsibility 產品責任
KPI B6.1 關鍵績效指標B6.1	Percentage of total products sold or shipped subject to recalls for safety and health reasons. 已售或已運送產品總數中因安全與健康理由而須回收的百分比。	
KPI B6.2 關鍵績效指標B6.2	Number of products and service-related complaints received and how they are dealt with. 接獲關於產品及服務的投訴數目以及應對方法。	
KPI B6.3 關鍵績效指標B6.3	Description of practices relating to observing and protecting intellectual property rights. 描述與維護及保障知識產權有關的慣例。	
KPI B6.4 關鍵績效指標B6.4	Description of quality assurance process and recall procedures. 描述質量檢定過程及產品回收程序。	
KPI B6.5 關鍵績效指標B6.5	Description of consumer data protection and privacy policies, and how they are implemented and monitored. 描述消費者資料保障及私隱政策，以及相關執行及監察方法。	

Environmental, Social and Governance Reporting Guide Index 《環境、社會及管治報告指引》索引		Reference Section 參考章節
Subject Areas, Aspects, General Disclosures and KPIs 主要範疇、層面、一般披露及關鍵績效指標		
Aspect B7: Anti-Corruption 層面B7：反貪污	General Disclosure: Information on the (a) policies; and (b) compliance with relevant laws and regulations that have a significant impact on the issuer relating to bribery, extortion, fraud and money laundering. 一般披露：有關防止賄賂、勒索、欺詐及洗黑錢的：(a) 政策；及(b) 遵守對發行人有重大影響的相關法律及規例的資料。	Anti-Corruption 反貪污
KPI B7.1 關鍵績效指標B7.1	Number of concluded legal cases regarding corrupt practices brought against the issuer or its employees during the Reporting Period and the outcomes of the cases. 於報告期內對發行人或其僱員提出並已審結的貪污訴訟案件的數目及訴訟結果。	
KPI B7.2 關鍵績效指標B7.2	Description of preventive measures and whistle-blowing procedures, how they are implemented and monitored. 描述防範措施及舉報程序，以及相關執行及監察方法。	
Aspect B8: Community Investment 層面B8：社區投資	General Disclosure: Policies on community engagement to understand the needs of the communities where the issuer operates and to ensure its activities take into consideration the communities' interests. 一般披露：有關以社區參與來了解營運所在社區需要和確保其業務活動會考慮社區利益的政策。	Community Investment 社區投資
KPI B8.1 關鍵績效指標B8.1	Focus areas of contribution (e.g. education, environmental concerns, labour needs, health, culture, sport). 專注貢獻範疇(如教育、環境事宜、勞工需求、健康、文化、體育)。	
KPI B8.2 關鍵績效指標B8.2	Resources contributed (e.g. money or time) to the focus area. 在專注範疇所動用資源(如金錢或時間)。	

TO THE SHAREHOLDERS OF Q P GROUP HOLDINGS LIMITED
(incorporated in the Cayman Islands with limited liability)

致雋思集團控股有限公司股東
(於開曼群島註冊成立的有限公司)

OPINION

What we have audited

The consolidated financial statements of Q P Group Holdings Limited (the “**Company**”) and its subsidiaries (the “**Group**”), which are set out on pages 155 to 255, comprise :

- the consolidated statement of financial position as at 31 December 2021 ;
- the consolidated statement of profit or loss and other comprehensive income for the year then ended ;
- the consolidated statement of changes in equity for the year then ended ;
- the consolidated statement of cash flows for the year then ended ; and
- the notes to the consolidated financial statements, which include significant accounting policies and other explanatory information.

Our opinion

In our opinion, the consolidated financial statements give a true and fair view of the consolidated financial position of the Group as at 31 December 2021, and of its consolidated financial performance and its consolidated cash flows for the year then ended in accordance with Hong Kong Financial Reporting Standards (“**HKFRSs**”) issued by the Hong Kong Institute of Certified Public Accountants (“**HKICPA**”) and have been properly prepared in compliance with the disclosure requirements of the Hong Kong Companies Ordinance.

意見

我們已審計的內容

雋思集團控股有限公司(以下統稱「**貴公司**」)及其附屬公司(以下統稱「**貴集團**」)列載於第155至255頁的綜合財務報表，包括：

- 於二零二一年十二月三十一日的綜合財務狀況表；
- 截至該日止年度的綜合損益及其他全面收益表；
- 截至該日止年度的綜合權益變動表；
- 截至該日止年度的綜合現金流量表；及
- 綜合財務報表附註，包括主要會計政策及其他解釋信息。

我們的意見

我們認為，該等綜合財務報表已根據香港會計師公會(「**香港會計師公會**」)頒佈的《香港財務報告準則》(「**香港財務報告準則**」)真實而中肯地反映了 貴集團於二零二一年十二月三十一日的綜合財務狀況及其截至該日止年度的綜合財務表現及綜合現金流量，並已遵照香港《公司條例》的披露規定妥為擬備。

BASIS FOR OPINION

We conducted our audit in accordance with Hong Kong Standards on Auditing (“**HKSAs**”) issued by the HKICPA. Our responsibilities under those standards are further described in the Auditor’s Responsibilities for the Audit of the Consolidated Financial Statements section of our report.

We believe that the audit evidence we have obtained is sufficient and appropriate to provide a basis for our opinion.

Independence

We are independent of the Group in accordance with the HKICPA’s Code of Ethics for Professional Accountants (“**the Code**”), and we have fulfilled our other ethical responsibilities in accordance with the Code.

KEY AUDIT MATTERS

Key audit matters are those matters that, in our professional judgement, were of most significance in our audit of the consolidated financial statements of the current period. These matters were addressed in the context of our audit of the consolidated financial statements as a whole, and in forming our opinion thereon, and we do not provide a separate opinion on these matters.

意見的基礎

我們已根據香港會計師公會頒布的《香港審計準則》(「**香港審計準則**」)進行審計。我們在該等準則下承擔的責任已在本報告「核數師就審計綜合財務報表承擔的責任」部分中作進一步闡述。

我們相信，我們所獲得的審計憑證能充足及適當地為我們的審計意見提供基礎。

獨立性

根據香港會計師公會頒布的《專業會計師道德守則》(以下簡稱「**守則**」)，我們獨立於貴集團，並已履行守則中的其他專業道德責任。

關鍵審計事項

關鍵審計事項是根據我們的專業判斷，認為對本期綜合財務報表的審計最為重要的事項。這些事項是在我們審計整體綜合財務報表及出具意見時進行處理的。我們不會對這些事項提供單獨的意見。

Key audit matter identified in our audit is related to provision for inventories write-down. 我們在審計中識別的關鍵審計事項是關於存貨撇減撥備。

Key Audit Matter 關鍵審計事項	How our audit addressed the Key Audit Matter 我們的審計如何處理關鍵審計事項
<p>Provision for inventories write-down 存貨撇減撥備</p> <p>Refer to Note 4(c) (critical accounting estimates and judgements) and Note 21 to the consolidated financial statements. 請參閱綜合財務報表附註4(c) (關鍵會計估計及判斷)及附註21。</p> <p>As at 31 December 2021, the Group held inventories of HK\$116,545,000 (2020: HK\$93,680,000), net of provision for write-down of HK\$16,796,000 (2020: HK\$20,334,000). Inventories are carried at the lower of cost and net realisable value (“NRV”). The cost of inventories may not be recoverable if those inventories’ selling prices declined, costs to complete or selling costs increased or they have become obsolete or damaged.</p> <p>於二零二一年十二月三十一日，貴集團持有存貨116,545,000港元(二零二零年：93,680,000港元)，扣除撇減撥備16,796,000港元(二零二零年：20,334,000港元)。存貨乃按成本與可變現淨值(「可變現淨值」)之較低者列賬。倘該等存貨售價下跌、完工成本或銷售成本增加或其已過時或受損，則可能無法收回存貨成本。</p>	<p>We have performed the following procedures in relation to management’s estimation of provision for inventories write-down : 對於管理層估計存貨撇減撥備，我們已進行下列程序：</p> <ul style="list-style-type: none"> • Understood the methodology used by management to determine the provision for inventories write-down and evaluated reasonableness of the methodology which took into account of inventory ageing profile, historical and post year-end usage and sales data ; 了解管理層釐定存貨撇減撥備所用方法，並計及存貨賬齡情況、過往及年結日後使用情況及銷售數據評估方法的合理性； • Understood and tested controls over estimation of NRV of inventories and related provision ; 了解及測試對存貨可變現淨值估計及相關撥備的控制權； • Tested, on a sample basis, the inventory ageing by comparing the inventory records with the underlying documents ; 透過相關文件比較存貨記錄抽樣測試存貨賬齡； • Tested, on a sample basis, the subsequent usage of raw materials and work-in-progress by checking to the subsequent usage report with the underlying documents ; 通過檢查後續使用報告及相關文件，抽樣測試原材料及在製品的後續使用情況；

Key Audit Matter

關鍵審計事項

Management consistently applies a methodology to make provision for inventories write-down. Management determines the lower of cost and NRV of inventories by considering the estimated selling price of individual inventory items in the ordinary course of business less the estimated costs to complete and the estimated selling expenses, their ageing profile and any obsolescence or damages identified from periodic inventory counts, and by reviewing their subsequent usage and subsequent sales.

管理層貫徹應用計提存貨撇減撥備的方法。管理層透過考慮日常業務過程中個別存貨項目的估計售價減估計完成成本及估計銷售開支、賬齡狀況及定期存貨盤點所識別的任何滯銷或損壞，以及審閱其後續用途及其後銷售，釐定存貨的成本及可變現淨值的較低者。

We focused our work on management's provision for inventories because significant judgements and assumptions are required to be made to determine the estimated selling price of individual products, including historical sales record of selling products of similar nature and expectation of future sales based on current market conditions and sales backlog.

我們的工作集中於管理層的存貨撥備，因為釐定個別產品的估計售價需要作出重大判斷及假設，包括銷售類似性質產品的過往銷售記錄及基於當前市況及未完成銷售的預期未來銷售。

How our audit addressed the Key Audit Matter

我們的審計如何處理關鍵審計事項

- Tested, on a sample basis, the NRV of selected inventory items by comparing the estimated selling price less costs to complete and selling expenses with post year-end sales data, sales backlog, current market analysis, or manufacturing costing reports ;
- 通過比較估計售價減完工成本及銷售開支連同年結日後銷售數據、未完成銷售訂單、當前市場分析或製造成本報告，抽樣測試選定存貨項目的可變現淨值；
- Observed management's inventory counts to identify any obsolete or damaged inventories ; and
- 觀察管理層的存貨盤點以識別任何陳舊或損壞存貨；及
- Tested whether the inventory provisions at the reporting date were calculated in a manner consistent with the Group's inventory provision policy by recalculating the inventory provisions based on ageing profile and other parameters in the Group's inventory provision policy.
- 根據 貴集團存貨撥備政策中的賬齡狀況及其他參數重新計算存貨撥備，測試於報告日期的存貨撥備是否按與 貴集團存貨撥備政策一致的方式計算。

Based on the procedures described, we found the management's judgements and estimates in relation to the provision for inventories write-down to be supportable by available evidence.

基於上述程序，我們發現管理層有關存貨撇減撥備的判斷及估計有可得證據支持。

OTHER INFORMATION

The directors of the Company are responsible for the other information. The other information comprises all of the information included in the annual report other than the consolidated financial statements and our auditor's report thereon.

Our opinion on the consolidated financial statements does not cover the other information and we do not express any form of assurance conclusion thereon.

In connection with our audit of the consolidated financial statements, our responsibility is to read the other information and, in doing so, consider whether the other information is materially inconsistent with the consolidated financial statements or our knowledge obtained in the audit or otherwise appears to be materially misstated.

If, based on the work we have performed, we conclude that there is a material misstatement of this other information, we are required to report that fact. We have nothing to report in this regard.

RESPONSIBILITIES OF DIRECTORS AND THE AUDIT COMMITTEE FOR THE CONSOLIDATED FINANCIAL STATEMENTS

The directors of the Company are responsible for the preparation of the consolidated financial statements that give a true and fair view in accordance with HKFRSs issued by the HKICPA and the disclosure requirements of the Hong Kong Companies Ordinance, and for such internal control as the directors determine is necessary to enable the preparation of consolidated financial statements that are free from material misstatement, whether due to fraud or error.

In preparing the consolidated financial statements, the directors are responsible for assessing the Group's ability to continue as a going concern, disclosing, as applicable, matters related to going concern and using the going concern basis of accounting unless the directors either intend to liquidate the Group or to cease operations, or have no realistic alternative but to do so.

The Audit Committee is responsible for overseeing the Group's financial reporting process.

其他信息

貴公司董事須對其他信息負責。其他信息包括年報內的所有信息，但不包括綜合財務報表及我們的核數師報告。

我們對綜合財務報表的意見並不涵蓋其他信息，我們亦不對該等其他信息發表任何形式的鑒證結論。

結合我們對綜合財務報表的審計，我們的責任是閱讀其他信息，在此過程中，考慮其他信息是否與綜合財務報表或我們在審計過程中所了解的情況存在重大抵觸或似乎存在重大錯誤陳述的情況。

基於我們已執行的工作，如果我們認為其他信息存在重大錯誤陳述，我們需要報告該事實。在這方面，我們沒有任何報告。

董事及審核委員會就綜合財務報表須承擔的責任

貴公司董事須負責根據香港會計師公會頒布的香港財務報告準則及香港《公司條例》的披露規定擬備真實而中肯的綜合財務報表，並對其認為為使綜合財務報表的擬備不存在由於欺詐或錯誤而導致的重大錯誤陳述所需的內部控制負責。

在擬備綜合財務報表時，董事負責評估貴集團持續經營的能力，並在適用情況下披露與持續經營有關的事項，以及使用持續經營為會計基礎，除非董事有意將貴集團清盤或停止經營，或別無其他實際的替代方案。

審核委員會須負責監督貴集團的財務報告過程。

AUDITOR'S RESPONSIBILITIES FOR THE AUDIT OF THE CONSOLIDATED FINANCIAL STATEMENTS

Our objectives are to obtain reasonable assurance about whether the consolidated financial statements as a whole are free from material misstatement, whether due to fraud or error, and to issue an auditor's report that includes our opinion. We report our opinion solely to you, as a body, and for no other purpose. We do not assume responsibility towards or accept liability to any other person for the contents of this report. Reasonable assurance is a high level of assurance, but is not a guarantee that an audit conducted in accordance with HKSA's will always detect a material misstatement when it exists. Misstatements can arise from fraud or error and are considered material if, individually or in the aggregate, they could reasonably be expected to influence the economic decisions of users taken on the basis of these consolidated financial statements.

As part of an audit in accordance with HKSA's, we exercise professional judgement and maintain professional scepticism throughout the audit. We also :

- Identify and assess the risks of material misstatement of the consolidated financial statements, whether due to fraud or error, design and perform audit procedures responsive to those risks, and obtain audit evidence that is sufficient and appropriate to provide a basis for our opinion. The risk of not detecting a material misstatement resulting from fraud is higher than for one resulting from error, as fraud may involve collusion, forgery, intentional omissions, misrepresentations, or the override of internal control.
- Obtain an understanding of internal control relevant to the audit in order to design audit procedures that are appropriate in the circumstances, but not for the purpose of expressing an opinion on the effectiveness of the Group's internal control.
- Evaluate the appropriateness of accounting policies used and the reasonableness of accounting estimates and related disclosures made by the directors.

核數師就審計綜合財務報表承擔的責任

我們的目標，是對綜合財務報表整體是否不存在由於欺詐或錯誤而導致的重大錯誤陳述取得合理保證，並出具包括我們意見的核數師報告。我們僅向閣下(作為整體)報告我們的意見，除此之外本報告別無其他目的。我們不會就本報告的內容向任何其他人士負上或承擔任何責任。合理保證是高水平的保證，但不能保證按照香港審計準則進行的審計，在某一重大錯誤陳述存在時總能發現。錯誤陳述可以由欺詐或錯誤引起，如果合理預期它們單獨或滙總起來可能影響綜合財務報表使用者依賴綜合財務報表所作出的經濟決定，則有關的錯誤陳述可被視作重大。

在根據《香港審計準則》進行審計的過程中，我們運用了專業判斷，保持了專業懷疑態度。我們亦：

- 識別和評估由於欺詐或錯誤而導致綜合財務報表存在重大錯誤陳述的風險，設計及執行審計程序以應對這些風險，以及獲取充足和適當的審計憑證，作為我們意見的基礎。由於欺詐可能涉及串謀、偽造、蓄意遺漏、虛假陳述，或凌駕於內部控制之上，因此未能發現因欺詐而導致的重大錯誤陳述的風險高於未能發現因錯誤而導致的重大錯誤陳述的風險。
- 了解與審計相關的內部控制，以設計適當的審計程序，但目的並非對貴集團內部控制的有效性發表意見。
- 評價董事所採用會計政策的恰當性及作出會計估計和相關披露的合理性。

- Conclude on the appropriateness of the directors' use of the going concern basis of accounting and, based on the audit evidence obtained, whether a material uncertainty exists related to events or conditions that may cast significant doubt on the Group's ability to continue as a going concern. If we conclude that a material uncertainty exists, we are required to draw attention in our auditor's report to the related disclosures in the consolidated financial statements or, if such disclosures are inadequate, to modify our opinion. Our conclusions are based on the audit evidence obtained up to the date of our auditor's report. However, future events or conditions may cause the Group to cease to continue as a going concern.
- Evaluate the overall presentation, structure and content of the consolidated financial statements, including the disclosures, and whether the consolidated financial statements represent the underlying transactions and events in a manner that achieves fair presentation.
- Obtain sufficient appropriate audit evidence regarding the financial information of the entities or business activities within the Group to express an opinion on the consolidated financial statements. We are responsible for the direction, supervision and performance of the group audit. We remain solely responsible for our audit opinion.
- 對董事採用持續經營會計基礎的恰當性作出結論及根據所獲取的審計憑證，確定是否存在與事項或情況有關的重大不確定性，從而可能導致對貴集團的持續經營能力產生重大疑慮。如果我們認為存在重大不確定性，則有必要在核數師報告中提請使用者注意綜合財務報表中的相關披露。假若有關的披露不足，則我們應當發表非無保留意見。我們的結論是基於核數師報告日止所取得的審計憑證。然而，未來事項或情況可能導致貴集團不能持續經營。
- 評價綜合財務報表的整體列報方式、結構和內容，包括披露，以及綜合財務報表是否中肯反映相關交易和事項。
- 就貴集團內實體或業務活動的財務信息獲取充足、適當的審計憑證，以便對綜合財務報表發表意見。我們負責貴集團審計的方向、監督和執行。我們為審計意見承擔全部責任。

We communicate with the Audit Committee regarding, among other matters, the planned scope and timing of the audit and significant audit findings, including any significant deficiencies in internal control that we identify during our audit.

We also provide the Audit Committee with a statement that we have complied with relevant ethical requirements regarding independence, and to communicate with them all relationships and other matters that may reasonably be thought to bear on our independence, and where applicable, actions taken to eliminate threats or safeguards applied.

除其他事項外，我們與審核委員會溝通了計劃的審計範圍、時間安排、重大審計發現等，包括我們在審計中識別出內部控制的任何重大缺陷。

我們還向審核委員會提交聲明，說明我們已符合有關獨立性的相關專業道德要求，並與他們溝通有可能合理地被認為會影響我們獨立性的所有關係和其他事項，以及在適用的情況下，為消除威脅而採取行動或實施防範措施。

INDEPENDENT AUDITOR'S REPORT 獨立核數師報告

From the matters communicated with the Audit Committee, we determine those matters that were of most significance in the audit of the consolidated financial statements of the current period and are therefore the key audit matters. We describe these matters in our auditor's report unless law or regulation precludes public disclosure about the matter or when, in extremely rare circumstances, we determine that a matter should not be communicated in our report because the adverse consequences of doing so would reasonably be expected to outweigh the public interest benefits of such communication.

The engagement partner on the audit resulting in this independent auditor's report is Sze To Wai.

從與審核委員會溝通的事項中，我們確定哪些事項對本期綜合財務報表的審計最為重要，因而構成關鍵審計事項。我們在核數師報告中描述這些事項，除非法律法規不允許公開披露這些事項，或在極端罕見的情況下，如果合理預期在我們報告中溝通某事項造成的負面後果超過產生的公眾利益，我們決定不應在報告中溝通該事項。

出具本獨立核數師報告的審計項目合夥人是施道偉。

PricewaterhouseCoopers
Certified Public Accountants

Hong Kong, 30 March 2022

羅兵咸永道會計師事務所
執業會計師

香港，二零二二年三月三十日

CONSOLIDATED
STATEMENT OF PROFIT
OR LOSS AND OTHER
COMPREHENSIVE INCOME

For the year ended 31 December 2021

綜合損益及
其他全面收益表

截至二零二一年十二月三十一日止年度

		Note 附註	2021 二零二一年 HK\$'000 千港元	2020 二零二零年 HK\$'000 千港元
Revenue	收益	5	1,389,759	1,232,631
Cost of sales	銷售成本	8	(959,651)	(795,765)
Gross profit	毛利		430,108	436,866
Other gains/(losses), net	其他收益/(虧損)淨額	6	2,828	(18,623)
Other income, net	其他收入淨額	7	19,628	18,187
Selling and distribution expenses	銷售及分銷開支	8	(133,621)	(108,827)
Administrative expenses	行政開支	8	(187,474)	(165,236)
Operating profit	經營溢利		131,469	162,367
Finance income	融資收入	10	1,088	1,925
Finance costs	融資成本	10	(1,725)	(4,815)
Finance costs, net	融資成本淨額		(637)	(2,890)
Profit before income tax	除所得稅前溢利		130,832	159,477
Income tax expense	所得稅開支	11	(11,790)	(30,129)
Profit for the year	年內溢利		119,042	129,348
Earnings per share for profit attributable to equity holders of the Company	本公司權益股東應佔溢利的每股盈利			
— Basic and diluted earnings per share (expressed in HK cents per share)	— 每股基本及攤薄盈利 (以每股港仙列示)	12	22.38	24.57
Other comprehensive income, net of tax	其他全面收益(除稅後):			
<i>Item that may be subsequently reclassified to profit or loss</i>	<i>可能其後重新分類至損益之項目</i>			
Currency translation differences	貨幣換算差額		17,385	37,892
Total comprehensive income for the year attributable to equity holders of the Company	本公司權益股東應佔年內全面收益總額		136,427	167,240

The notes on pages 162 to 255 are an integral part of these consolidated financial statements.

載於第162至255頁之附註為本綜合財務報表的組成部分。

CONSOLIDATED
STATEMENT OF
FINANCIAL POSITION

As at 31 December 2021

綜合財務狀況表

於二零二一年十二月三十一日

			2021 二零二一年 HK\$'000 千港元	2020 二零二零年 HK\$'000 千港元
		Note 附註		
ASSETS	資產			
Non-current assets	非流動資產			
Property, plant and equipment	物業、廠房及設備	15	421,732	383,082
Investment property	投資物業	17	2,135	2,135
Right-of-use assets	使用權資產	20	145,514	122,130
Intangible assets	無形資產	18	30,746	28,407
Deposits and prepayments	按金及預付款項	23	34,473	33,842
Deferred income tax assets	遞延所得稅資產	32	8,867	8,390
			643,467	577,986
Current assets	流動資產			
Inventories	存貨	21	116,545	93,680
Trade receivables	貿易應收款項	22	241,139	233,248
Deposits, prepayments and other receivables	按金、預付款項及其他應收款項	23	50,527	35,089
Derivative financial instruments	衍生金融工具	24	9,497	3,866
Income tax recoverable	可收回所得稅		61	124
Cash and cash equivalents	現金及現金等價物	25	158,781	236,670
			576,550	602,677
Total assets	資產總值		1,220,017	1,180,663
EQUITY	權益			
Equity attributable to equity holders of the Company	本公司權益股東應佔權益			
Share capital	股本	16	5,320	5,320
Share premium	股份溢價	26	139,593	139,593
Reserves	儲備	26	701,401	639,454
Total equity	權益總額		846,314	784,367

The notes on pages 162 to 255 are an integral part of these consolidated financial statements.

載於第162至255頁之附註為本綜合財務報表的組成部分。

CONSOLIDATED STATEMENT OF FINANCIAL POSITION

綜合財務狀況表

As at 31 December 2021

於二零二一年十二月三十一日

			2021 二零二一年 HK\$'000 千港元	2020 二零二零年 HK\$'000 千港元
		Note 附註		
LIABILITIES	負債			
Non-current liabilities	非流動負債			
Borrowings	借款	29	—	7,456
Deferred income tax liabilities	遞延所得稅負債	32	10,434	16,598
Lease liabilities	租賃負債	31	1,639	2,031
			12,073	26,085
Current liabilities	流動負債			
Trade payables	貿易應付款項	27	130,779	122,423
Accruals, provisions and other payables	應計費用、撥備及其他應付款項	28	124,865	125,960
Contract liabilities	合約負債		10,549	9,491
Current income tax liabilities	即期所得稅負債		8,159	28,881
Borrowings	借款	29	84,439	80,080
Lease liabilities	租賃負債	31	2,839	3,376
			361,630	370,211
Total liabilities	負債總值		373,703	396,296
Total equity and liabilities	權益及負債總值		1,220,017	1,180,663

The consolidated financial statements on pages 155 to 255 were approved by the Board of Directors on 30 March 2022 and were signed on its behalf.

第155至255頁的綜合財務報表已於二零二二年三月三十日獲董事會批准，並由以下董事代為簽署。

CHENG Wan Wai
Director

YEUNG Keng Wu Kenneth
Director

董事
鄭穩偉

董事
楊鏡湖

The notes on pages 162 to 255 are an integral part of these consolidated financial statements.

載於第162至255頁之附註為本綜合財務報表的組成部分。

CONSOLIDATED STATEMENT OF CHANGES IN EQUITY

For the year ended 31 December 2021

綜合權益變動表

截至二零二一年十二月三十一日止年度

		Attributable to owners of the Company 本公司擁有人應佔						
		Share Capital (Note 16) 股本 (附註16) HK\$'000 千港元	Share Premium (Note 26) 股份溢價 (附註26) HK\$'000 千港元	Capital Reserve (Note 26) 資本儲備 (附註26) HK\$'000 千港元	Statutory Reserve (Note 26) 法定儲備 (附註26) HK\$'000 千港元	Translation reserve 換算儲備 HK\$'000 千港元	Retained earnings 保留盈利 HK\$'000 千港元	Total 總計 HK\$'000 千港元
At 1 January 2020	於二零二零年一月一日	1	3,762	(3,686)	23,711	(1,743)	512,452	534,497
Profit for the year	年內溢利	—	—	—	—	—	129,348	129,348
Other comprehensive income	其他全面收入							
Currency translation differences	貨幣換算差額	—	—	—	—	37,892	—	37,892
Total comprehensive income	全面收入總額	—	—	—	—	37,892	129,348	167,240
Transactions with owners in their capacity as owners	與擁有人以其擁有人身份進行的交易							
Paid up of capital	實付資本	1	(1)	—	—	—	—	—
Capitalisation Issue	資本化發行	3,988	(3,988)	—	—	—	—	—
Issuance of ordinary shares	發行普通股	1,330	155,610	—	—	—	—	156,940
Underwriting commissions and other issuance costs	包銷、佣金及其他發行成本	—	(15,790)	—	—	—	—	(15,790)
Dividends paid (Note 13)	已付股息(附註13)	—	—	—	—	—	(58,520)	(58,520)
Statutory reserve	法定儲備	—	—	—	3,271	—	(3,271)	—
		5,319	135,831	—	3,271	—	(61,791)	82,630
At 31 December 2020	於二零二零年十二月三十一日	5,320	139,593	(3,686)	26,982	36,149	580,009	784,367

The notes on pages 162 to 255 are an integral part of these consolidated financial statements.

載於第162至255頁之附註為本綜合財務報表的組成部分。

CONSOLIDATED STATEMENT OF CHANGES IN EQUITY

綜合權益變動表

For the year ended 31 December 2021

截至二零二一年十二月三十一日止年度

		Attributable to owners of the Company 本公司擁有人應佔						
		Share capital (Note 16) 股本 (附註16) HK\$'000 千港元	Share premium (Note 26) 股份溢價 (附註26) HK\$'000 千港元	Capital reserve (Note 26) 資本儲備 (附註26) HK\$'000 千港元	Statutory reserve (Note 26) 法定儲備 (附註26) HK\$'000 千港元	Translation reserve 換算儲備 HK\$'000 千港元	Retained earnings 保留盈利 HK\$'000 千港元	Total 總計 HK\$'000 千港元
At 1 January 2021	於二零二一年一月一日	5,320	139,593	(3,686)	26,982	36,149	580,009	784,367
Profit for the year	年內溢利	—	—	—	—	—	119,042	119,042
Other comprehensive income	其他全面收入							
Currency translation differences	貨幣換算差額	—	—	—	—	17,385	—	17,385
Total comprehensive income	全面收入總額	—	—	—	—	17,385	119,042	136,427
Transactions with owners in their capacity as owners	與擁有人以其擁有人身份進行的交易							
Dividends paid (Note 13)	已付股息(附註13)	—	—	—	—	—	(74,480)	(74,480)
Statutory reserve	法定儲備	—	—	—	5,075	—	(5,075)	—
		—	—	—	5,075	—	(79,555)	(74,480)
At 31 December 2021	於二零二一年十二月三十一日	5,320	139,593	(3,686)	32,057	53,534	619,496	846,314

The notes on pages 162 to 255 are an integral part of these consolidated financial statements.

載於第162至255頁之附註為本綜合財務報表的組成部分。

CONSOLIDATED
STATEMENT OF
CASH FLOWS

For the year ended 31 December 2021

綜合現金流量表

截至二零二一年十二月三十一日止年度

			2021 二零二一年 HK\$'000 千港元	2020 二零二零年 HK\$'000 千港元
		Note 附註		
Cash flows from operating activities	經營活動所得現金流量			
Cash generated from operations	經營所得現金	33	155,777	191,556
Income tax (paid)/refund	所得稅(支付)/退款		(39,550)	2,075
Net cash generated from operating activities	經營活動所得現金淨額		116,227	193,631
Cash flows from investing activities	投資活動所得現金流量			
Interest received	已收利息	10	1,088	1,925
Purchase of property, plant and equipment and deposit for property, plant and equipment	購買物業、廠房及設備以及物業、廠房及設備之按金		(119,989)	(43,941)
Deposit paid in respect of acquisition of a subsidiary	就收購一間附屬公司已付按金		—	(20,000)
Proceeds from disposals of property, plant and equipment	出售物業、廠房及設備之所得款項	33	513	15,551
Purchase of intangible assets	購入無形資產		(2,217)	(1,256)
Settlement of derivative financial instruments	結算衍生金融工具		8,024	—
Net cash used in investing activities	投資活動所用現金淨額		(112,581)	(47,721)

The notes on pages 162 to 255 are an integral part of these consolidated financial statements.

載於第162至255頁之附註為本綜合財務報表的組成部分。

CONSOLIDATED STATEMENT OF CASH FLOWS

綜合現金流量表

For the year ended 31 December 2021

截至二零二一年十二月三十一日止年度

			2021 二零二一年 HK\$'000 千港元	2020 二零二零年 HK\$'000 千港元
		Note 附註		
Cash flows from financing activities	融資活動所得現金流量			
Proceeds from borrowings	借款所得款項	33	212,000	77,000
Repayment of borrowings	償還借款	33	(215,309)	(178,699)
Proceeds from issue of shares	發行股份所得款項		—	156,940
Dividends paid	已付股息	13	(74,480)	(58,520)
Payment for lease liabilities	租賃負債付款	33	(3,755)	(3,478)
Listing expenses paid	已付上市開支		—	(7,841)
Interest paid	已付利息		(1,389)	(3,723)
Release from pledged borrowing	解除已抵押存款		—	381
Net cash used in financing activities	融資活動所用現金淨額		(82,933)	(17,940)
Net (decrease)/increase in cash and cash equivalents	現金及現金等價物 (減少)/增加淨額		(79,287)	127,970
Cash and cash equivalents at beginning of the year	年初現金及現金等價物		236,670	104,775
Effect of changes in foreign exchange rates	匯率變動的影響		1,398	3,925
Cash and cash equivalents at end of the year	年末現金及現金等價物	25	158,781	236,670

The notes on pages 162 to 255 are an integral part of these consolidated financial statements.

載於第162至255頁之附註為本綜合財務報表的組成部分。

1 GENERAL INFORMATION

The Company is an investment holding company and its subsidiaries are principally engaged in manufacturing and trading of paper products.

The Company was incorporated in the Cayman Islands on 19 April 2018 as an exempted company with limited liability under the Companies Law (Cap. 22, Law 3 of 1961 as consolidated and revised) of the Cayman Islands. The address of the Company's registered office is 71 Fort Street, P.O. Box 500, George Town, Grand Cayman KY1-1106, Cayman Islands. The Company's shares were listed on The Stock Exchange of Hong Kong Limited on 16 January 2020 (the "**Listing Date**").

The consolidated financial statements are presented in thousands of Hong Kong dollars ("**HK\$'000**") unless otherwise stated.

2 SUMMARY OF SIGNIFICANT ACCOUNTING POLICIES

The principal accounting policies applied in the preparation of these consolidated financial statements are set out below. These policies have been consistently applied throughout the years presented, unless otherwise stated.

1 一般資料

本公司為一間投資控股公司，其附屬公司主要從事紙製品製造及貿易。

本公司於二零一八年四月十九日根據開曼群島法例第22章公司法（一九六一年第三號法例，經綜合及修訂）在開曼群島註冊成立為獲豁免有限公司。本公司的註冊辦事處地址為71 Fort Street, P.O. Box 500, George Town, Grand Cayman KY1-1106, Cayman Islands。本公司股份於二零二零年一月十六日（「上市日期」）於香港聯合交易所有限公司上市。

除另有說明外，綜合財務報表以千港元（「千港元」）呈列。

2 主要會計政策概要

下文載有編製此等綜合財務報表所應用的主要會計政策。除另有說明外，該等政策已於所呈列年度貫徹應用。

2 SUMMARY OF SIGNIFICANT ACCOUNTING POLICIES (Continued)

2.1 Basis of preparation

The principal accounting policies applied in the preparation of the consolidated financial statements which are in accordance with the Hong Kong Financial Reporting Standards (“HKFRSs”) issued by the Hong Kong Institute of Certified Public Accountants (“HKICPA”) are set out below. The consolidated financial statements have been prepared under the historical cost convention, as modified by the revaluation of investment property and derivative financial instruments, which is carried at fair value.

The preparation of the consolidated financial statements in conformity with HKFRSs requires the use of certain critical accounting estimates. It also requires management to exercise its judgement in the process of applying the Group’s accounting policies. The areas involving a higher degree of judgement or complexity, or areas where assumptions and estimates are significant to the consolidated financial statements.

(i) New standards and amendments to existing standards adopted by the Group

The Group has applied the following amendments for the first time, for the annual reporting period commencing 1 January 2021 for the preparation of the consolidated financial statements:

Amendments to HKFRS 16

香港財務報告準則第16號(修訂本)

Amendments to HKFRS 9, HKAS 39, HKFRS 7, HKFRS 4 and HKFRS 16

香港財務報告準則第9號(修訂本)、
香港會計準則第39號(修訂本)、
香港財務報告準則第7號(修訂本)、
香港財務報告準則第4號(修訂本)及
香港財務報告準則第16號(修訂本)

The application of the amendments to HKFRS in the current year has had no material impact on the Group’s financial position and performance for the current and prior years and/or on the disclosures set out in these consolidated financial statements.

2 主要會計政策概要(續)

2.1 編製基準

根據香港會計師公會(「香港會計師公會」)頒佈的香港財務報告準則(「香港財務報告準則」)編製綜合財務報表所應用的主要會計政策載列如下。綜合財務報表已按歷史成本法編製，並經重估按公平值列賬的投資物業及衍生金融工具而修訂。

編製符合香港財務報告準則的綜合財務報表需要使用若干關鍵會計估計，亦需要管理層在採用本集團的會計政策的過程中作出判斷。各範疇涉及高度判斷或複雜程度，或對綜合財務報表有重大影響的假設及估計。

(i) 本集團採納的新訂準則及對現有準則之修訂本

本集團於二零二一年一月一日開始的年度報告期間首次應用以下修訂以編製綜合財務報表：

COVID-19 Related Rent
Concessions

COVID-19 相關的租金寬減

Interest Rate Benchmark
Reform — Phase 2

利率基準改革 — 第二階段

本年度應用香港財務報告準則修訂本並未對本集團本年度及以往年度的財務狀況及業績以及／或此等綜合財務報表所載披露產生重大影響。

2 SUMMARY OF SIGNIFICANT ACCOUNTING POLICIES (Continued)

2.1 Basis of preparation (Continued)

- (ii) New standards and amendments to existing standards not yet adopted by the Group

2 主要會計政策概要(續)

2.1 編製基準(續)

- (ii) 本集團尚未採納的新訂準則及對現有準則之修訂本

		Effective for annual periods beginning on or after 於下列日期或之後開始的年度期間生效
HKFRS 17 香港財務報告準則第17號	Insurance Contracts and the related Amendments 保險合約及相關修訂	1 January 2023 二零二三年一月一日
Amendments to HKFRS 3, HKAS 37, HKAS 16 香港財務報告準則第3號(修訂本)、香港會計準則第37號(修訂本)及香港會計準則第16號(修訂本)	Reference to the Conceptual Framework 概念框架的引用	1 January 2022 二零二二年一月一日
Amendments to HKFRS 10 and HKAS 28 香港財務報告準則第10號(修訂本)及香港會計準則第28號(修訂本)	Sale or Contribution of Assets between an Investor and its Associate or Joint Venture 投資者與其聯營或合營公司之間的資產出售或投入	To be determined 待定
Amendments to HKAS 1 香港會計準則第1號(修訂本)	Classification of Liabilities as Current or Non-current 將負債分類為流動或非流動	1 January 2023 二零二三年一月一日
Amendments to HKAS 1 and HKFRS Practice Statement 2 香港會計準則第1號(修訂本)及香港財務報告準則實務公告第2號(修訂本)	Disclosure of Accounting Policies 會計政策的披露	1 January 2023 二零二三年一月一日
Amendments to HKAS 8 香港會計準則第8號(修訂本)	Definition of Accounting Estimates 會計估計的定義	1 January 2023 二零二三年一月一日

2 SUMMARY OF SIGNIFICANT ACCOUNTING POLICIES (Continued)

2.1 Basis of preparation (Continued)

- (ii) New standards and amendments to existing standards not yet adopted by the Group (Continued)

2 主要會計政策概要(續)

2.1 編製基準(續)

- (ii) 本集團尚未採納的新訂準則及對現有準則之修訂本(續)

		Effective for annual periods beginning on or after 於下列日期或 之後開始的 年度期間生效
Amendments to HKAS 12	Deferred Tax Related to Assets and Liabilities Arising From a Single Transaction	1 January 2023
香港會計準則第12號(修訂本)	與單一交易所產生之資產及負債有關之遞延稅項	二零二三年一月一日
HK Interpretation 5 (2020)	Presentation of Financial Statements – Classification by the Borrower of a Term Loan that Contains a Repayment on Demand Clauses	1 January 2023
香港詮釋第5號(二零二零年)	財務報表的呈報 – 按借款人分類的包含按需還款條款的定期貸款	二零二三年一月一日
Annual Improvements Project	Annual Improvements to HKFRSs 2018-2020	1 January 2022
年度改進項目	香港財務報告準則二零一八年至二零二零年之年度改進	二零二二年一月一日

Certain new accounting standards and interpretations have been published that are not mandatory for 31 December 2021 reporting period and have not been early adopted by the Group. These standards are not expected to have a material impact on the Group in the current or future reporting periods and on foreseeable future transactions.

已公佈的若干新訂會計準則及詮釋並非二零二一年十二月三十一日報告期的強制性準則，且本集團並未提前採納。預期該等準則不會對本集團於現時或未來報告期間及可預見未來交易產生重大影響。

2 SUMMARY OF SIGNIFICANT ACCOUNTING POLICIES (Continued)

2.2 Subsidiaries

2.2.1 Consolidation

A subsidiary is an entity (including a structured entity) over which the Group has control. The Group controls an entity when the Group is exposed to, or has rights to, variable returns from its involvement with the entity and has the ability to affect those returns through its power over the entity. Subsidiaries are consolidated from the date on which control is transferred to the Group. They are deconsolidated from the date that control ceases.

(a) Business combinations

The Group applies the acquisition method to account for business combinations. The consideration transferred for the acquisition of a subsidiary is the fair values of the assets transferred, the liabilities incurred to the former owners of the acquiree and the equity interests issued by the Group. The consideration transferred includes the fair value of any asset or liability resulting from a contingent consideration arrangement. Identifiable assets acquired and liabilities and contingent liabilities assumed in a business combination are measured initially at their fair values at the acquisition date.

2 主要會計政策概要(續)

2.2 附屬公司

2.2.1 綜合入賬

附屬公司指本集團對其有控制權之實體(包括結構性實體)。當本集團因參與實體而面臨或有權享有可變回報，且能夠透過其對實體的控制權影響相關回報時，本集團控制有關實體。附屬公司於其控制權轉移至本集團當日綜合入賬。附屬公司在控制權終止之日起停止綜合入賬。

(a) 業務合併

本集團應用收購法將業務合併入賬。收購附屬公司之轉讓代價為所轉讓之資產、被收購方前擁有人所產生之負債及本集團所發行之股本權益之公平值。轉讓代價包括或然代價安排所產生之任何資產或負債之公平值。在業務合併過程中所收購之可辨別資產以及所承擔之負債及或然負債，均於收購日期按其公平值作出初步計量。

2 SUMMARY OF SIGNIFICANT ACCOUNTING POLICIES (Continued)

2.2 Subsidiaries (Continued)

2.2.1 Consolidation (Continued)

(a) Business combinations (Continued)

The Group recognises any non-controlling interest in the acquiree on an acquisition-by-acquisition basis. Non-controlling interests in the acquiree that are present ownership interests and entitle their holders to a proportionate share of the entity's net assets in the event of liquidation are measured at either fair value or the present ownership interests' proportionate share in the recognised amounts of the acquiree's identifiable net assets. All other components of non-controlling interests are measured at their acquisition date fair value, unless another measurement basis is required by HKFRSs.

Acquisition-related costs are expensed as incurred.

If the business combination is achieved in stages, the acquisition date carrying value of the acquirer's previously held equity interest in the acquiree is re-measured to fair value at the acquisition date; any gain or loss arising from such re-measurement are recognised in profit or loss.

Any contingent consideration to be transferred by the Group is recognised at fair value at the acquisition date. Subsequent changes to the fair value of the contingent consideration that is deemed to be an asset or liability is recognised in accordance with HKFRS 9 either in profit or loss or as a change to other comprehensive income. Contingent consideration that is classified as equity is not remeasured, and its subsequent settlement is accounted for within equity.

2 主要會計政策概要(續)

2.2 附屬公司(續)

2.2.1 綜合入賬(續)

(a) 業務合併(續)

本集團以逐項收購基準確認被收購方的任何非控股權益。被收購方的非控股權益為現時擁有權權益及賦予其持有人於清盤時按比例分佔實體資產淨值，其可按公平值或現時擁有權權益按比例分佔被收購方可識別資產淨值的已確認金額計量。非控股權益的所有其他部分乃按其收購日期的公平值計量，惟香港財務報告準則規定須採納其他計量基準則除外。

收購相關成本在產生時支銷。

倘業務合併分階段完成，收購方先前持有的被收購方的股本權益於收購日期的賬面值乃按收購日期的公平值重新計量；有關重新計量產生的任何收益或虧損於損益確認。

本集團將轉讓的任何或然代價按收購日期的公平值確認。或然代價(被視為一項資產或負債)公平值的其後變動，根據香港財務報告準則第9號在損益確認或確認為其他全面收益變動。分類為權益的或然代價不會重新計量，後續結算於權益中列賬。

2 SUMMARY OF SIGNIFICANT ACCOUNTING POLICIES (Continued)

2.2 Subsidiaries (Continued)

2.2.1 Consolidation (Continued)

(a) Business combinations (Continued)

The excess of the consideration transferred, the amount of any non-controlling interest in the acquiree and the acquisition-date fair value of any previous equity interest in the acquiree over the fair value of the identifiable net assets acquired is recorded as goodwill. If the total of consideration transferred, non-controlling interest recognised and previously held interest measured is less than the fair value of the net assets of the subsidiary acquired in the case of a bargain purchase, the difference is recognised directly in the consolidated statement of profit or loss.

Intra-group transactions, balances and unrealised gain on transactions between group companies are eliminated. Unrealised losses are also eliminated. When necessary, amounts reported by subsidiaries have been adjusted to conform to the Group's accounting policies.

2.2.2 Separate financial statements

Investments in subsidiaries are accounted for at cost less impairment. Cost also includes direct attributable costs of investment. The results of subsidiaries are accounted for by the Company on the basis of dividend received and receivable.

Impairment testing of the investments in subsidiaries are required upon receiving a dividend from these investments if the dividend exceeds the total comprehensive income of the subsidiary in the period the dividend is declared or if the carrying amount of the investment in the separate financial statements exceeds the carrying amount in the consolidated financial statements of the investee's net assets including goodwill.

2 主要會計政策概要(續)

2.2 附屬公司(續)

2.2.1 綜合入賬(續)

(a) 業務合併(續)

所轉讓代價、於被收購方任何非控股權益數額及於被收購方任何之前股權在收購日期的公平值超出所收購可識別資產淨值的公平值的金額記錄為商譽。倘所轉讓代價、已確認非控股權益及經計量的先前所持權益的總和低於所收購附屬公司(若為議價收購)資產淨值的公平值，則該差額直接在綜合損益表中確認。

集團間內部交易、結餘及因集團公司間交易產生的未變現收益予以對銷。未變現虧損亦予以對銷。附屬公司所報告的金額已於必要時作出調整，以與本集團會計政策保持一致。

2.2.2 單獨財務報表

於附屬公司的投資乃按成本扣除減值列賬。成本亦包括投資直接應佔成本。本公司按已收及應收股息將附屬公司業績入賬。

倘於附屬公司的投資產生的股息超過附屬公司於宣派股息期間的全面收入總額或倘該投資於單獨財務報表內的賬面值超出投資對象資產淨值(包括商譽)於綜合財務報表內的賬面值，則於收到該等股息時須對該等投資進行減值測試。

2 SUMMARY OF SIGNIFICANT ACCOUNTING POLICIES (Continued)

2.3 Segment reporting

Operating segments are reported in a manner consistent with the internal reporting provided to the chief operating decision-maker. The chief operating decision-maker, who is responsible for allocating resources and assessing performance of the operating segments, has been identified as the executive directors of the Company that make strategic decisions.

2.4 Foreign currency translation

(a) Functional and presentation currency

Items included in the consolidated financial statements of each of the Group's entities are measured using the currency of the primary economic environment in which the entity operates (the “**functional currency**”). The consolidated financial statements are presented in Hong Kong dollars (“**HK\$**”), which is the Company's functional and the Group's presentation currency.

(b) Transactions and balances

Foreign currency transactions are translated into the functional currency using the exchange rates prevailing at the dates of the transactions or valuation where items are re-measured. Foreign exchange gain and loss resulting from the settlement of such transactions and from the translation at year-end exchange rates of monetary assets and liabilities denominated in foreign currencies are recognised in the consolidated statement of profit or loss, except when deferred in other comprehensive income as qualifying cash flow hedges and qualifying net investment hedges.

2 主要會計政策概要(續)

2.3 分部報告

經營分部的報告方式須與主要經營決策者獲提供的內部報告方式一致。主要經營決策者負責分配資源及評估經營分部表現，並已被確定為作出策略決定的本公司的執行董事。

2.4 外幣換算

(a) 功能及呈列貨幣

本集團各實體的綜合財務報表內所載項目，乃按該實體經營所在的主要經濟環境的貨幣（「**功能貨幣**」）計量。綜合財務報表以本公司的功能貨幣及本集團的呈列貨幣港元（「**港元**」）呈列。

(b) 交易及結餘

外幣交易按交易日期或重新計量項目估值日期的現行匯率換算為功能貨幣。因結算該等交易及因按年結日匯率換算以外幣計值的貨幣資產及負債而產生的匯兌收益及虧損於綜合損益表確認，惟倘於其他全面收益中遞延為合資格現金流對沖及合資格投資淨額對沖則除外。

2 SUMMARY OF SIGNIFICANT ACCOUNTING POLICIES (Continued)

2.4 Foreign currency translation (Continued)

(c) Group companies

The results and financial position of all the group entities (none of which has the currency of a hyperinflationary economy) that have a functional currency different from the presentation currency are translated into the presentation currency as follows:

- (i) assets and liabilities for each statement of financial position presented are translated at the closing rate at the date of that statement of financial position;
- (ii) income and expenses for each statement of profit or loss are translated at average exchange rates (unless this average is not a reasonable approximation of the cumulative effect of the rates prevailing on the transaction dates, in which case income and expenses are translated at the rate on the dates of the transactions); and
- (iii) all resulting currency translation differences are recognised in other comprehensive income.

Goodwill and fair value adjustments arising on the acquisition of a foreign entity are treated as assets and liabilities of the foreign entity and translated at the closing rate. Currency translation differences arising are recognised in other comprehensive income.

2 主要會計政策概要(續)

2.4 外幣換算(續)

(c) 集團公司

功能貨幣有別於呈列貨幣的所有集團實體(均無惡性通貨膨脹經濟體的貨幣)的業績及財務狀況乃按以下方式換算為呈列貨幣:

- (i) 各財務狀況表呈列的資產及負債乃按該財務狀況表日期的收市匯率換算;
- (ii) 各損益表的收支乃按平均匯率換算(除非該平均匯率並非各交易日當時匯率的累積影響的合理約數,在此情況下,則收支會按各交易日的匯率換算);及
- (iii) 所有因此而產生的貨幣換算差額均於其他全面收益內確認。

因收購外國實體而產生的商譽及公平值調整均按外國實體的資產及負債處理,並以收市匯率換算。所產生的貨幣換算差額於其他全面收益內確認。

2 SUMMARY OF SIGNIFICANT ACCOUNTING POLICIES (Continued)

2.5 Property, plant and equipment

All property, plant and equipment are stated at historical cost less depreciation. Historical cost includes expenditure that is directly attributable to the acquisition of the items.

Subsequent costs are included in the asset's carrying amount or recognised as a separate asset, as appropriate, only when it is probable that future economic benefits associated with the item will flow to the Group and the cost of the item can be measured reliably. The carrying amount of the replaced part is derecognised. All other repairs and maintenance are charged to profit or loss during the financial period in which they are incurred.

Depreciation of property, plant and equipment is calculated using the straight-line method to allocate their costs to their residual values over estimated useful lives as follows:

— Buildings	25 years
— Leasehold improvements	10 years, or over lease term, whichever is the shorter
— Plant and machinery	5–10 years
— Furniture and equipment	5–10 years
— Motor vehicles	5 years

The assets' residual values and useful lives are reviewed, and adjusted if appropriate, at the end of each reporting date.

An asset's carrying amount is written down immediately to its recoverable amount if the asset's carrying amount is greater than its estimated recoverable amount.

Gain and loss on disposals are determined by comparing the proceeds with carrying amount. These are included in consolidated statement of profit or loss.

2 主要計政策概要(續)

2.5 物業、廠房及設備

所有物業、廠房及設備均按歷史成本減折舊列賬。歷史成本包括收購有關項目直接應佔的開支。

後續成本僅會在有關項目的未來經濟利益有可能流向本集團，且該項目的成本能可靠計量時，計入資產賬面值或確認為一項獨立資產(如適用)。已更換零件的賬面值則取消確認。其他所有維修及保養費用乃於其產生的財政期間自損益支銷。

物業、廠房及設備折舊採用直線法計算，以於以下估計可使用年期內分配其剩餘價值之成本：

— 樓宇	25年
— 租賃物業裝修	10年或按租賃期(以較短者為準)
— 廠房及機器	5–10年
— 傢俱及設備	5–10年
— 汽車	5年

於各報告日期末，資產的剩餘價值及可使用年期已進行審閱，並作出適當調整。

倘資產的賬面值超過其估計可收回金額，則資產賬面值將即時撇減至其可收回金額。

出售的收益及虧損按所得款項與賬面值的差額釐定。該等收益及虧損計入綜合損益表。

2 SUMMARY OF SIGNIFICANT ACCOUNTING POLICIES (Continued)

2.6 Investment property

Investment property is held for long-term rental yields and is not occupied by the Group. Investment property is initially measured at cost, including related transaction costs and where applicable borrowing costs. Subsequently, it is carried at fair value. Changes in fair values are presented in profit or loss as part of other gains/losses, net.

2.7 Intangible assets

(a) Goodwill

Goodwill arising on the acquisition of subsidiaries represents the excess of the consideration transferred, the amount of any non-controlling interest in the acquiree and the acquisition-date fair value of any previous equity interest in the acquiree over the fair value of the identified net assets acquired.

For the purpose of impairment testing, goodwill acquired in a business combination is allocated to each of the cash-generating units (“CGUs”), or groups of CGUs, that is expected to benefit from the synergies of the combination. Each unit or group of units to which the goodwill is allocated represents the lowest level within the entity at which the goodwill is monitored for internal management purposes. Goodwill is monitored at the operating segment level.

(b) Computer software

Computer software licenses are stated at historical cost less accumulated amortisation and impairment losses. Amortisation is calculated using the straight-line method to allocate the cost over their estimated useful lives, which are five years.

(c) Golf club membership

Golf club membership is stated at historical cost. The club membership has an indefinite life which is not subject to amortisation and is tested annually for impairment.

2 主要會計政策概要(續)

2.6 投資物業

投資物業乃就長期租金收益持有，且並非由本集團所佔用。投資物業初步按成本計量，包括相關交易成本及(如適用)借款成本。因此，投資物業按公平值列賬。公平值變動將於損益呈列為其他收益/(虧損)淨額的一部分。

2.7 無形資產

(a) 商譽

商譽於收購附屬公司時產生，即所轉讓代價、被收購方的任何非控股權益金額及任何先前於被收購方的股權於收購日期的公平值超出所收購可識別資產淨值公平值的差額。

就減值測試而言，業務合併獲得的商譽獲分配至預期受益於合併協同效應的各現金產生單位(「現金產生單位」)或現金產生單位組別。獲分配商譽的各單位或單位組別即實體內就內部管理目的而監察商譽的最低層次。商譽乃於經營分部層次進行監察。

(b) 電腦軟件

電腦軟件授權乃按歷史成本減累計攤銷及減值虧損列賬。攤銷採用直線法計算，以於估計可使用年期內(五年)分配成本。

(c) 高爾夫俱樂部會籍

高爾夫俱樂部會籍乃按歷史成本列賬。俱樂部會籍年期並不確定，毋須攤銷，且每年進行減值測試。

2 SUMMARY OF SIGNIFICANT ACCOUNTING POLICIES (Continued)

2.8 Impairment of non-financial assets

Goodwill and intangible assets that have an indefinite useful life are not subject to amortisation and are tested annually for impairment, or more frequently if events or changes in circumstances indicate that they might be impaired. Other assets are tested for impairment whenever events or changes in circumstances indicate that the carrying amount may not be recoverable. An impairment loss is recognised for the amount by which the asset's carrying amount exceeds its recoverable amount. The recoverable amount is the higher of an asset's fair value less costs to disposal and value in use. For the purposes of assessing impairment, assets are grouped at the lowest levels for which there are separately identifiable cash inflows which are largely independent of the cash inflows from other assets or groups of assets (cash-generating units).

Non-financial assets other than goodwill that suffered an impairment are reviewed for possible reversal of the impairment at each reporting date.

2.9 Financial assets

2.9.1 Classification

The Group classifies its financial assets in the following measurement categories:

- (i) those to be measured subsequently at fair value (either through other comprehensive income, or through profit or loss); and
- (ii) those to be measured at amortised cost.

The classification depends on the entity's business model for managing the financial assets and the contractual terms of the cash flows.

At initial recognition, the Group measures a financial asset at its fair value plus, in the case of a financial asset not at fair value through profit or loss, transaction costs that are directly attributable to the acquisition of the financial asset. Transaction costs of financial assets carried at fair value through profit or loss are expensed in profit or loss.

2 主要會計政策概要(續)

2.8 非金融資產減值

使用年期不確定之商譽及無形資產不作攤銷，每年測試一次是否減值，但倘有事件或情況變動顯示可能出現減值，則會進行更頻繁的測試。如有事件或情況變動表明其賬面值可能無法收回時，其他資產需進行減值測試。當某項資產的賬面值超出其可收回金額時，則超出部分確認為減值虧損。可收回金額指資產公平值扣除出售成本後的價值與可使用價值兩者中的較高者。就評估減值而言，資產按獨立可識別現金流入的最低水平歸類，該可識別現金流入在很大程度上獨立於其他資產或資產組別(現金產生單位)的現金流入。

出現減值的非金融資產(商譽除外)會於各報告日期檢討其減值撥回之可能性。

2.9 金融資產

2.9.1 分類

本集團按下列計量類別對其金融資產進行分類：

- (i) 其後按公平值計量的金融資產(不論計入其他全面收益或計入損益)；及
- (ii) 按攤銷成本計量的金融資產。

分類視乎實體管理金融資產的業務模型及現金流量的合約年期而定。

初始確認時，本集團按其公平值加(倘屬並非按公平值計入損益的金融資產)收購金融資產直接應佔交易成本計量金融資產。按公平值計入損益之金融資產的交易成本計入損益中。

2 SUMMARY OF SIGNIFICANT ACCOUNTING POLICIES (Continued)

2.9 Financial assets (Continued)

2.9.1 Classification (Continued)

For assets measured at fair value, gain and loss will either be recorded in profit or loss or other comprehensive income. For investments in debt instruments, this will depend on the business model in which the investment is held. For investments in equity instruments, this will depend on whether the Group has made an irrevocable election at the time of initial recognition to account for the equity investment at fair value through other comprehensive income.

The Group reclassifies debt investments when and only when its business model for managing those assets changes.

2.9.2 Recognition and measurement

Debt instruments

Subsequent measurement of debt instruments depends on the Group's business model for managing the asset and the cash flow characteristics of the asset. There are two measurement categories into which the Group classifies its debt instruments:

- Amortised cost: Assets that are held for collection of contractual cash flows where those cash flows represent solely payments of principal and interest are measured at amortised cost. A gain or loss on a debt investment that is subsequently measured at amortised cost and is not part of a hedging relationship is recognised in the consolidated statement of profit or loss when the asset is derecognised or impaired. Interest income from these financial assets is included in finance income using the effective interest rate method.
- Fair value through profit or loss: Assets that do not meet the criteria for amortised cost or financial assets at fair value through other comprehensive income are measured at fair value through profit or loss. A gain or loss on a debt investment that is subsequently measured at fair value through profit or loss and is not part of a hedging relationship is recognised in profit or loss and presented net in "other gains/(losses), net" in the period in which it arises.

2 主要會計政策概要(續)

2.9 金融資產(續)

2.9.1 分類(續)

就按公平值計量的資產而言，收益及虧損將於損益或其他全面收益記賬。就債務工具之投資而言，則視乎投資所持有之商業模式。就權益工具投資而言，則視乎本集團於初始確認時有否作出不可撤回的選擇，將權益投資以按公平值計入其他全面收益的方式入賬。

當且僅當本集團管理該等資產的業務模式改變時，方會對債務投資進行重新分類。

2.9.2 確認及計量

債務工具

債務工具的後續計量取決於本集團管理資產的業務模式及資產的現金流量特徵。本集團將其債務工具分類為兩種計量類別：

- 攤銷成本：持作收回合約現金流量之資產，倘該等資產現金流量僅指支付之本金及利息，則按攤銷成本計量。後續按攤銷成本計量且並非對沖關係之一部份之債務投資之收益或虧損於該資產終止確認或減值時於綜合損益表確認。該等金融資產之利息收入乃按實際利率法計入融資收入。
- 按公平值計入損益：不符合攤銷成本或按公平值計入其他全面收益標準的金融資產按公平值計入損益計量。其後按公平值計入損益的債務投資產生的收益或虧損且不屬於對沖關係的一部分於損益內確認並於其產生期間的「其他收益／(虧損)淨額」以淨值列示。

2 SUMMARY OF SIGNIFICANT ACCOUNTING POLICIES (Continued)

2.9 Financial assets (Continued)

2.9.3 Derecognition

Financial assets are derecognised when the rights to receive cash flows from the financial assets have expired or have been transferred and the Group has transferred substantially all the risks and rewards of ownership.

2.9.4 Impairment of financial assets

The Group has the following types of financial assets subject to HKFRS 9's expected credit loss model:

- Trade receivables
- Other receivables
- Cash and cash equivalents

The Group assesses on a forward looking basis the expected credit losses associated with its assets carried at amortised cost.

For trade receivables, the Group applies the simplified approach permitted by HKFRS 9, which requires expected lifetime losses to be recognised from initial recognition of the receivables.

Impairment on other receivables is measured as either 12-month expected credit losses or lifetime expected credit loss, depending on whether there has been a significant increase in credit risk since initial recognition, then impairment is measured as lifetime expected credit losses.

To manage risk arising from cash and cash equivalents, the Group only transacts with state-owned or reputable financial institutions. There has been no recent history of default in relation to these financial institutions.

2 主要會計政策概要(續)

2.9 金融資產(續)

2.9.3 終止確認

當從金融資產中獲得現金流量的權利已到期或被轉移，且本集團已轉移該金融資產所有權絕大部分風險及回報時，該金融資產被終止確認。

2.9.4 金融資產減值

本集團擁有以下類型的金融資產，該等金融資產須應用香港財務報告準則第9號之預期信貸虧損模型：

- 貿易應收款項
- 其他應收款項
- 現金及現金等價物

本集團以預期為基礎，評估其以攤銷成本計量的資產的預期信貸虧損。

對於貿易應收款項，本集團應用香港財務報告準則第9號許可的簡化方法，這要求自應收款項初始確認起確認預期全期虧損。

其他應收款項減值按12個月預期信貸虧損或預期存續期信貸虧損計量，視乎初始確認後信貸風險有否大幅增加而定。倘自初始確認後應收款項信貸風險大幅增加，則減值按全期預期信貸虧損計量。

為管理來自現金及現金等價物的風險，本集團僅與國有或商譽卓越的金融機構交易。近期並無與該等金融機構有關之違約記錄。

2 SUMMARY OF SIGNIFICANT ACCOUNTING POLICIES (Continued)

2.10 Offsetting financial instruments

Financial assets and liabilities are offset and the net amount reported in the consolidated statement of financial position when there is a legally enforceable right to offset the recognised amounts and there is an intention to settle on a net basis or realise the asset and settle the liability simultaneously. The legally enforceable right must not be contingent on future events and must be enforceable in the normal course of business and in the event of default, insolvency or bankruptcy of the Company or the counterparty.

2.11 Inventories

Inventories are stated at the lower of cost and net realisable value. Cost comprises direct materials, direct labour and an appropriate proportion of variable and fixed overhead expenditure, the latter being allocated on the basis of normal operating capacity. It excludes borrowing costs. Costs is determined using the first-in, first-out (FIFO) method. Costs of purchased inventory are determined after deducting rebates and discounts. Net realisable value is the estimated selling price in the ordinary course of business less the estimated costs of completion and the estimated costs necessary to make the sale.

2.12 Trade receivables

Trade receivables are amounts due from customers for merchandise sold or services performed in the ordinary course of business. If collection of trade and other receivables is expected in one year or less (or in the normal operating cycle of the business if longer), they are classified as current assets. If not, they are presented as non-current assets.

Trade receivables are subsequently measured at amortised cost using the effective interest method, less provision for impairment.

2 主要會計政策概要(續)

2.10 抵銷金融工具

當存在一項可依法強制執行的權利可抵銷已確認金額且有意以淨額結算或同時變現資產及償付債務時，則金融資產及負債可予抵銷，且將有關淨額列入綜合財務狀況表內。法定可執行權利不得依賴未來事件而定，而在一般業務過程中以及倘公司或對手方一旦出現違約、無償債能力或破產時必須可強制執行。

2.11 存貨

存貨按成本與可變現淨值兩者中的較低者入賬。成本包括直接材料、直接勞工成本及適當比例的可變及固定間接費用支出，後者乃根據正常運營能力分配。成本不包括借款成本。成本按先入先出法釐定。購買的存貨成本在扣除回扣及折扣後確定。可變現淨值乃為日常業務過程中的估計售價減估計完工成本以及銷售所需的估計成本。

2.12 貿易應收款項

貿易應收款項乃於進行日常業務過程中就已售商品或已提供服務應收客戶款項。如貿易及其他應收款項的收回預期在一年或以內(或如屬較長時間，則以一般業務經營週期為準)，則分類為流動資產。如非分類為流動資產，則呈列為非流動資產。

貿易應收款項其後採用實際利率法按攤銷成本減減值撥備計量。

2 SUMMARY OF SIGNIFICANT ACCOUNTING POLICIES (Continued)

2.13 Cash and cash equivalents

In the consolidated statement of cash flows, cash and cash equivalents include cash in hand, deposits held at call with banks, other short-term highly liquid investments with original maturities of three months or less, and bank overdrafts. In the consolidated statement of financial position, bank overdrafts are shown within borrowings in current liabilities.

2.14 Share capital

Ordinary shares are classified as equity.

Incremental costs directly attributable to the issue of new shares are shown in equity as a deduction, net of tax, from the proceeds.

2.15 Trade payables

Trade payables are obligations to pay for goods or services that have been acquired in the ordinary course of business from suppliers. Trade payables are classified as current liabilities if payment is due within one year or less (or in the normal operating cycle of the business if longer). If not, they are presented as non-current liabilities.

Trade payables are recognised initially at fair value and subsequently measured at amortised cost using the effective interest method.

2 主要會計政策概要(續)

2.13 現金及現金等價物

在綜合現金流量表內，現金及現金等價物包括手頭現金、銀行活期存款、原到期日為三個月或以下的其他短期高流動性投資及銀行透支。在綜合財務狀況表內，銀行透支於流動負債的借款內列示。

2.14 股本

普通股分類為權益。

發行新股直接應佔新增成本，於權益顯示為所得款項的減項(扣除稅項)。

2.15 貿易應付款項

貿易應付款項為在日常業務過程中從供應商購買貨品或服務而付款的責任。如款項於一年或以內到期(或如屬較長時間，則以一般業務經營週期為準)，則貿易應付款項分類為流動負債。如非分類為流動負債，則呈列為非流動負債。

貿易應付款項初步按公平值確認，其後以實際利率法按攤銷成本計量。

2 SUMMARY OF SIGNIFICANT ACCOUNTING POLICIES (Continued)

2.16 Borrowings and borrowing costs

Borrowings are recognised initially at fair value, net of transaction costs incurred. Borrowings are subsequently carried at amortised cost; any difference between the proceeds (net of transaction costs) and the redemption value is recognised in the consolidated statement of profit or loss over the period of the borrowings using the effective interest method.

Fees paid on the establishment of loan facilities are recognised as transaction costs of the loan to the extent that it is probable that some or all of the facility will be drawn down. In this case, the fee is deferred until the draw-down occurs. To the extent there is no evidence that it is probable that some or all of the facility will be drawn down, the fee is capitalised as a pre-payment for liquidity services and amortised over the period of the facility to which it relates.

Borrowings are classified as current liabilities unless the Group has an unconditional right to defer settlement of the liability for at least 12 months after the end of the reporting period.

General and specific borrowing costs that are directly attributable to the acquisition, construction or production of a qualifying asset are capitalised during the period of time that is required to complete and prepare the asset for its intended use or sale. Qualifying assets are assets that necessarily take a substantial period of time to get ready for their intended use or sale.

Other borrowing costs are expensed in the period in which they are incurred.

2 主要會計政策概要(續)

2.16 借款及借款成本

借款初步按公平值(扣除已產生的交易成本)確認。借款其後按攤銷成本列賬；如扣除交易成本後的所得款項及贖回價值出現任何差額，則於借款期內以實際利率法於綜合損益表確認。

在融資額度將很有可能部分或全部提取的情況下，就設立貸款融資支付的費用乃確認為貸款交易成本。在此情況下，該費用將遞延至提取額度發生時。在並無跡象顯示該融資額度將很有可能部分或全部提取的情況下，該費用撥充資本作為流動資金服務的預付款項，並於其相關融資期間內予以攤銷。

借款分類為流動負債，惟本集團具有無條件權利可將償還負債的日期遞延至報告期後至少12個月則除外。

可直接歸屬於收購、建造或生產合資格資產的一般及特定借款成本，於完成資產及將資產達致擬定用途或可供出售狀態所需之一段時間內撥充資本。合資格資產為需經較長時間方能達致其擬定用途或可供出售的資產。

其他借款成本於產生期間支銷。

2 SUMMARY OF SIGNIFICANT ACCOUNTING POLICIES (Continued)

2.17 Current and deferred income tax

The tax expense for the period comprises current and deferred tax. Tax is recognised in profit or loss, except to the extent that it relates to items recognised in other comprehensive income or directly in equity. In this case, the tax is also recognised in other comprehensive income or directly in equity, respectively.

(a) Current income tax

The current income tax charge is calculated on the basis of the tax laws enacted or substantively enacted at the statements of financial position date in the countries where the Group operates and generates taxable income. Management periodically evaluates positions taken in tax returns with respect to situations in which applicable tax regulation is subject to interpretation. It establishes provisions where appropriate on the basis of amounts expected to be paid to the tax authorities.

(b) Deferred income tax

Inside basis differences

Deferred income tax is recognised, using the liability method, on temporary differences arising between the tax bases of assets and liabilities and their carrying amounts in the consolidated financial statements. However, deferred tax liabilities are not recognised if they arise from the initial recognition of goodwill, the deferred income tax is not accounted for if it arises from initial recognition of an asset or liability in a transaction other than a business combination that at the time of the transaction affects neither accounting nor taxable profit or loss. Deferred income tax is determined using tax rates (and laws) that have been enacted or substantively enacted by the consolidated statement of financial position date and are expected to apply when the related deferred income tax asset is realised or the deferred income tax liability is settled.

2 主要會計政策概要(續)

2.17 即期及遞延所得稅

期內稅項開支包括即期及遞延稅項。稅項於損益內確認，惟與於其他全面收益或直接在權益確認的項目有關則除外。在該情況下，稅項亦分別於其他全面收益或直接於權益中確認。

(a) 即期所得稅

即期所得稅支出乃根據本集團營運所在及產生應課稅收入的國家於財務狀況表日期已頒佈或實質已頒佈的稅法計算。管理層就適用稅務法例詮釋所規限的情況定期評估報稅表的狀況，並在適用情況下根據預期須向稅務機關支付的稅款設定撥備。

(b) 遞延所得稅

內在基準差異

遞延所得稅乃利用負債法確認資產及負債的稅基與其於綜合財務報表的賬面值的差額而產生的暫時性差額。然而，倘遞延所得稅負債來自對商譽的初始確認，則不會確認，以及倘遞延所得稅來自在交易(不包括業務合併)中對資產或負債的初始確認，而在交易時不影響會計或應課稅溢利或虧損，則不作記賬。遞延所得稅乃採用於綜合財務狀況表日期前已頒佈或實質已頒佈，並在有關的遞延所得稅資產變現或遞延所得稅負債結算時預期將會適用的稅率(及法例)而釐定。

2 SUMMARY OF SIGNIFICANT ACCOUNTING POLICIES (Continued)

2.17 Current and deferred income tax (Continued)

(b) Deferred income tax (Continued)

Inside basis differences (Continued)

Deferred income tax assets are recognised only to the extent that it is probable that future taxable profit will be available against which the temporary differences can be utilised.

Outside basis differences

Deferred income tax liabilities are provided on taxable temporary differences arising from investments in subsidiaries, except for deferred income tax liability where the timing of the reversal of the temporary difference is controlled by the Group and it is probable that the temporary difference will not reverse in the foreseeable future.

Deferred income tax assets are recognised on deductible temporary differences arising from investments in subsidiaries only to the extent that it is probable the temporary difference will reverse in the future and there is sufficient taxable profit available against which the temporary difference can be utilised.

(c) Offsetting

Deferred income tax assets and liabilities are offset when there is a legally enforceable right to offset current tax assets against current tax liabilities and when the deferred income tax assets and liabilities relate to income taxes levied by the same taxation authority on either the taxable entity or different taxable entities where there is an intention to settle the balances on a net basis.

2 主要會計政策概要(續)

2.17 即期及遞延所得稅(續)

(b) 遞延所得稅(續)

內在基準差異(續)

遞延所得稅資產僅於未來應課稅溢利可抵銷可用的暫時性差額時確認。

外在基準差異

對於附屬公司投資產生的應課稅暫時性差額，計提遞延所得稅負債撥備，惟若暫時性差額撥回的時間由本集團控制，以及暫時性差額在可見將來很可能不會撥回，則作別論。

就於附屬公司投資產生的可扣減暫時性差額確認遞延所得稅資產，但僅限於暫時性差額很可能在將來撥回，並有充足的應課稅溢利抵銷可用的暫時性差額。

(c) 抵銷

當有法定可強制執行權利將即期稅項資產與即期稅項負債抵銷，且遞延所得稅資產與負債涉及由同一稅務機關對應課稅實體或不同應課稅實體所徵收的所得稅，而實體有意以淨額基準結算結餘時，則可將遞延所得稅資產與負債互相抵銷。

2 SUMMARY OF SIGNIFICANT ACCOUNTING POLICIES (Continued)

2.18 Employee benefits

(a) Retirement benefits

The Group operates a defined contribution Mandatory Provident Fund retirement benefit scheme (the “**MPF Scheme**”) under the Mandatory Provident Fund Schemes Ordinance for those employees who are eligible to participate in the MPF Scheme. Contributions are made based on a percentage of the employees’ basic salaries and are charged to profit or loss as they become payable in accordance with the rules of the MPF Scheme. The assets of the MPF Scheme are held separately from those of the Group in an independently administered fund. The Group’s employer contributions vest fully with the employees when contributed into the MPF Scheme. Where employees leave the scheme prior to the full vesting of the employer’s contributions, the amount of forfeited contributions cannot be used to reduce the contributions payable by the Group.

The employees of the Group’s subsidiaries which operate outside Hong Kong are required to participate in the central pension schemes (the “**Pension Schemes**”) operated by the respective local governments. The subsidiaries are required to contribute certain percentages of their payroll costs to the Pension Schemes. The only obligation of the Group with respect to the Pension Schemes is to pay the ongoing contributions under the Pension Schemes. The contributions are charged to profit or loss as they become payable in accordance with the rules of the Pension Schemes.

(b) Bonus plans

The Group recognises a liability and an expense for bonuses, after taking into consideration of the profit attributable to the Company’s shareholders and certain adjustments. The Group recognises a provision where contractually obliged or where there is a past practice that has created a constructive obligation.

2 主要會計政策概要(續)

2.18 僱員福利

(a) 退休福利

本集團根據強制性公積金計劃條例為合資格參與強積金計劃的僱員設立一項界定供款的強制性公積金退休福利計劃(「**強積金計劃**」)。供款乃根據強積金計劃的規則按僱員基本薪金的百分比作出，並在應支付供款時於損益中扣除。強積金計劃的資產與本集團的資產分開，由一個獨立管理的基金持有。本集團的僱主供款在向強積金計劃供款時，全部歸屬僱員。倘僱員於僱主供款全數歸屬前離開計劃，則被沒收的供款金額不能用作減少本集團的應付供款。

本集團在香港以外經營的附屬公司的僱員須參加由各當地政府營運的中央退休金計劃(「**退休金計劃**」)。該等附屬公司須按其薪金成本的若干百分比向退休金計劃供款。本集團對退休金計劃的唯一責任是支付退休金計劃的持續供款。根據退休金計劃的規則，供款在成為應付款項時於損益中扣除。

(b) 花紅計劃

經計及本公司股東應佔溢利及作出若干調整後，本集團將花紅確認為負債及開支。本集團於負有合約責任或同一項過往事件引致推定責任時確認撥備。

2 SUMMARY OF SIGNIFICANT ACCOUNTING POLICIES (Continued)

2.18 Employee benefits (Continued)

(c) Employee leave entitlements

Employee entitlements to annual leave and long service leave are recognised when they accrue to employees. A provision is made for the estimated liability for annual leave and long service leave as a result of services rendered by employees up to the date of consolidated statement of financial position.

Employee entitlements to sick leave and maternity leave are not recognised until the time of leave.

(d) Long service payments

Employees who have completed the required number of years of service to the Group are eligible for long service payments.

A provision is recognised in respect of the probable future long service payment expected to be made. The provision is measured as the present value of expected future payments, consideration is given to expected future wage and salary levels, experience of employee departures and periods of service.

2.19 Provisions

Provisions are recognised when the Group has a present legal or constructive obligation as a result of past events; it is probable that an outflow of resources will be required to settle the obligation; and the amount has been reliably estimated. Provisions are not recognised for future operating losses.

Where there are a number of similar obligations, the likelihood that an outflow will be required in settlement is determined by considering the class of obligations as a whole. A provision is recognised even if the likelihood of an outflow with respect to any one item included in the same class of obligations may be small.

2 主要會計政策概要(續)

2.18 僱員福利(續)

(c) 僱員假期權利

僱員的年假權利及長期服務假權利於其應享有時確認。截至綜合財務狀況表日期止因僱員所提供的服務而產生的年假及長期服務假的估計負債已作出撥備。

僱員的病假及產假權利於僱員休假時方會確認。

(d) 長期服務金

若干僱員已於本集團服務滿指定要求之年數，有資格獲取長期服務金。

預計將來可能支付之長期服務金已作出撥備。該撥備按照預期未來付款的現值計量，並考慮預期未來工資及薪金水平、員工離職記錄以及服務期間。

2.19 撥備

倘本集團因過往事件而產生現有法定或推定責任，並可能需要有資源流出以償付責任，且金額已經可靠估計，則須確認撥備。不會就未來經營虧損確認撥備。

如有多項類似責任，於釐定其需流出資源以償付責任的可能性時，會整體考慮該責任的類別。即使在同一責任類別所包含的任何一個項目相關的資源流出的可能性較低，仍須確認撥備。

2 SUMMARY OF SIGNIFICANT ACCOUNTING POLICIES (Continued)

2.19 Provisions (Continued)

Provisions are measured at the present value of the expenditures expected to be required to settle the obligation using a pre-tax rate that reflects current market assessments of the time value of money and the risks specific to the obligation. The increase in the provision due to passage of time is recognised as interest expense.

Contingent asset is not recognised as receipt of the amount remains uncertain.

2.20 Revenue recognition

The Group principally derives revenue from sales of products.

Revenue from the sales of products is recognised when control of the products are transferred to customers. Revenue is measured at the fair value of the consideration received or receivable, and represents amounts receivable for goods sold, stated net of discounts, returns and value-added taxes. The Group recognises revenue when specific criteria have been met for each of the Group's activities, as described below.

(a) Original equipment manufacturer (“OEM”) sales

Revenue from OEM sales (mainly including products of greeting cards, tabletop games, educational items and premium packaging items) directly to customers is recognised when control of the goods has transferred, in accordance with relevant shipping terms, to customers.

(b) Web sales

Revenue from web sales (mainly including products of playing cards, tabletop games and puzzles) directly to customers is recognised when control of the goods has transferred, being when the products are accepted by the customers, to customers.

2 主要會計政策概要(續)

2.19 撥備(續)

撥備採用稅前利率按照預期需償付有關責任之開支現值計量，該稅前利率反映當時市場對金錢時間值及有關責任固有風險之評估。隨著時間過去而增加之撥備確認為利息開支。

或然資產不會確認為金額尚不確定的收入。

2.20 收益確認

本集團主要自銷售產品產生收益。

銷售產品產生的收益於產品控制權轉移至客戶時確認。收益按已收或應收代價的公平值計量，相當於就所銷售貨物扣除折扣、退貨及增值稅後的應收款項。當符合以下本集團各業務的特定準則時，本集團便會確認收益。

(a) 原始設備製造商(「OEM」)銷售

當貨品的控制權根據相關貨運條款轉移至客戶時，OEM銷售(主要產品包括賀卡、桌遊、幼教用品及包裝彩盒)所得的收益乃獲確認。

(b) 網站銷售

當貨品的控制權轉移至客戶(即客戶已接納產品)時，網站銷售(主要產品包括紙牌、桌遊及拼圖)所得的收益乃獲確認。

2 SUMMARY OF SIGNIFICANT ACCOUNTING POLICIES (Continued)

2.20 Revenue recognition (Continued)

Upon entering into a contract with customer, the Group obtains rights to receive consideration from the customer and assumes performance obligations to transfer goods to the customer. The combination of those rights and performance give rise to a net asset or a net liability depending on relationship between the remaining rights and performance obligations. The contract is an asset if the measure of remaining conditional rights to consideration exceeds the satisfied performance obligations. Conversely, the contract is a liability and is recognised as a contract liability if the measure of remaining performance obligations exceeds measure of the remaining rights.

Rental income from investment property is recognised on a straight-line basis over the term of the leases.

Interest income is recognised using the effective interest method.

2.21 Leases

The Group leases certain land, properties and motor vehicles. Lease terms are negotiated on an individual basis and contain a wide range of different terms and conditions. The lease agreements do not impose any covenants.

Leases are recognised as a right-of-use asset and a corresponding liability at the date on which the leased asset is available for use by the Group. Each lease payment is allocated between the liability and finance cost. The finance cost is charged to profit or loss over the lease period so as to produce a constant periodic rate of interest on the remaining balance of the liability for each period.

Assets and liabilities arising from a lease are initially measured on a present value basis. Lease liabilities include the net present value of the following lease payments:

- fixed payments (including in-substance fixed payments), less any incentives receivable; and

2 主要會計政策概要(續)

2.20 收益確認(續)

在與客戶訂立合約時，本集團有權自客戶收取代價，並承擔將貨物轉交予客戶的履約責任。該等權利及履約責任的共同作用可產生資產淨值或負債淨值，此乃取決於剩餘權利與履約責任之間的關係。倘剩餘代價的有條件權利超過已履約責任，則該合約為一項資產。反之，倘剩餘履約責任超過剩餘權利，則該合約為一項負債，並確認為合約負債。

投資物業的租金收入以直線法於相關租期內確認。

利息收入採用實際利息法確認。

2.21 租賃

本集團租賃若干土地、物業及汽車。租賃條款乃在個別基礎上協商，並包含各種不同的條款及條件。租賃協議並無施加任何契諾。

租賃確認為使用權資產，並在租賃資產可供本集團使用之日確認為相應負債。每筆租賃付款乃分配至負債及融資成本。融資成本於租期內自損益扣除，以計算出各期間負債結餘的固定周期利率。

租約產生的資產及負債初步以現值進行計量。租賃負債包括以下租賃付款的淨現值：

- 固定付款(包括實質固定付款)減任何應收獎勵；及

2 SUMMARY OF SIGNIFICANT ACCOUNTING POLICIES (Continued)

2.21 Leases (Continued)

- payments of penalties for terminating the lease, if the lease reflects the lessee exercising that option.

The lease payments are discounted using the interest rate implicit in the lease, if that rate can be determined, or the entity's incremental borrowing rate.

Right-of-use assets are measured at cost comprising the following:

- the amount of the initial measurement of lease liability;
- any lease payments made on or before the commencement date less any lease incentives received; and
- any initial direct costs.

The right-of-use asset is depreciated over the shorter of the asset's useful life and the lease term on a straight-line basis.

Payments associated with short-term leases and leases of low-value assets are recognised on a straight-line basis as an expense in profit or loss. Short-term leases are leases with a lease term or less than 12 months.

2.22 Research and development expenses

Research expenditure and development expenditure that do not meet the criteria to capitalise as an intangible assets are recognised as an expense as incurred. Development costs previously recognised as an expense are not recognised as an asset in a subsequent period.

2.23 Dividend distribution

Dividend distribution to the Company's shareholders is recognised as a liability in the Group's consolidated statement of financial position and the Company's financial statements in the period in which the dividends are approved by the Company's shareholders or directors, where appropriate.

2 主要會計政策概要(續)

2.21 租賃(續)

- 支付終止租賃的罰款(倘租賃條款反映承租人行使權利終止租約)。

租賃付款採用租賃所隱含的利率予以貼現，倘無法釐定該利率，則使用實體的增量借款利率。

使用權資產按成本計量，包括以下各項：

- 租賃負債的初步計量金額；
- 於開始日期或之前所作的任何租賃付款，減去所得的任何租賃獎勵；及
- 任何初始直接成本。

使用權資產乃按資產可使用年期及租期(以較短者為準)以直線法折舊。

與短期租賃相關的支付和低價值資產的租賃以直線法於損益確認為開支。短期租賃指租賃期為12個月或少於12個月的租賃。

2.22 研發開支

不符合標準以資本化為無形資產的研發開支於產生時確認為開支。先前確認為開支的開發成本於其後期間不會確認為資產。

2.23 股息分派

分派予本公司股東的股息，於本公司股東或董事(如適用)批准股息的期間內在本集團的綜合財務狀況表及本公司的財務報表中確認為負債。

2 SUMMARY OF SIGNIFICANT ACCOUNTING POLICIES (Continued)

2.24 Government grants

Grants from the government are recognised at their fair value where there is a reasonable assurance that the grant will be received and the Group will comply with all attached conditions.

Government grants relating to costs are deferred and recognised in the statement of profit or loss over the period necessary to match them with the costs that they are intended to compensate.

3 FINANCIAL RISK MANAGEMENT

3.1 Financial risk factors

The Group's activities expose it to a variety of financial risks: market risk (including foreign exchange risk and cash flow and fair value interest rate risk), credit risk and liquidity risk. The Group's overall risk management program focuses on the unpredictability of financial markets and seeks to minimise potential adverse effects on the Group's financial performance. The Group does not use any derivative financial instruments for speculative purposes.

Risk management is carried out by management of the Group. Formal and informal management meetings are held to identify significant risks and to develop procedures to deal with any risks in relation to the Group's businesses.

2 主要會計政策概要(續)

2.24 政府補貼

倘合理確信本集團將可收取補貼及本集團將遵守所有附帶條件，政府補貼按其公平值確認。

成本相關的政府補助予以遞延，並按配合擬補償的成本所需期間於損益表內確認。

3 財務風險管理

3.1 財務風險因素

本集團在開展業務過程中承受各類財務風險，包括市場風險(包括外匯風險、現金流量及公平值利率風險)、信貸風險及流動資金風險。本集團的整體風險管理計劃著重於金融市場不可預期性，並力圖減低其對本集團財務表現的潛在不利影響。本集團不會因投機目的使用任何衍生金融工具。

本集團的管理層實施風險管理。管理層舉行正式及非正式會議以識別重大風險，制定處理與本集團業務有關的任何風險的程序。

3 FINANCIAL RISK MANAGEMENT (Continued)

3.1 Financial risk factors (Continued)

(a) Market risk

(i) Foreign exchange risk

Subsidiaries of the Company operate in the People's Republic of China and Hong Kong ("PRC") with most transactions denominated in either Renminbi ("RMB"), HKD or United States dollars ("USD"). The Group is exposed to foreign exchange risk primarily through sales and purchases transactions that are denominated in a currency other than the functional currency of the relevant subsidiary. The Group considers its foreign currency exposure mainly arises from the exposure of RMB, Euro ("EUR") and USD. As HKD is pegged to USD, the Group believes the exposure to transactions denominated in USD which are entered into by group companies with a functional currency of HKD to be insignificant.

The Group manages its exposures to foreign currency transactions by monitoring the level of foreign currency receipts and payments. The Group ensures that the net exposure to foreign exchange risk is kept to an acceptable level from time to time. The Group also regularly reviews the portfolio of local and international customers and the currencies in which the transactions are denominated so as to minimise the Group's exposure to foreign exchange risk.

As at 31 December 2021 and 2020, approximately HK\$84,439,000 and HK\$87,536,000 of the Group's borrowings were denominated in HKD respectively. At present, the management does not expect that there will be any significant foreign exchange risk associated with the Group's borrowings and the Group did not use any financial instruments to hedge its foreign exchange risk arising from the Group's borrowings during the year. The Group use derivative financial instruments to manage the foreign currency exposure. The derivative financial instruments must be in the same currency as the hedged item. At 31 December 2021, the fair value derivative financial instruments presents in Note 24.

3 財務風險管理(續)

3.1 財務風險因素(續)

(a) 市場風險

(i) 外匯風險

本公司之附屬公司於中華人民共和國及香港(「中國」)經營業務，大部份交易主要以人民幣(「人民幣」)、港元或美元(「美元」)計值。本集團所承擔之外匯風險主要來自有關附屬公司以功能貨幣以外的貨幣結算的銷售及採購交易。本集團認為其外匯風險主要來自人民幣、歐元(「歐元」)及美元的風險。由於港元與美元掛鈎，本集團相信以港元作為功能貨幣的集團公司訂立以美元計算的交易須承受的風險並不重大。

本集團通過監控外幣收入及支付水平管理其外幣交易所承受的風險。本集團確保其不時之外匯風險淨額維持在可接受的範圍內。本集團亦經常審查本地及國際客戶的組合及交易計值貨幣，以將本集團的外匯風險降至最低。

於二零二一年及二零二零年十二月三十一日，本集團分別有約84,439,000港元及約87,536,000港元之借款以港元計值。目前，管理層預期年內並無與本集團的借款有關的任何重大外匯風險，且本集團並無使用任何金融工具對沖其來自本集團借款的外匯風險。本集團使用衍生金融工具來管理外幣風險。衍生金融工具必須與被對沖項目的貨幣相同。於二零二一年十二月三十一日，公平值的衍生金融工具於附註24呈列。

3 FINANCIAL RISK MANAGEMENT (Continued)

3.1 Financial risk factors (Continued)

(a) Market risk (Continued)

(i) Foreign exchange risk (Continued)

At 31 December 2021 and 2020, if RMB had strengthened/weakened by 5% against HKD with all other variables held constant, pre-tax profit for the year would have been approximately HK\$8,000 and HK\$317,000 higher/lower respectively, mainly as a result of foreign exchange gain/loss on translation of deposits, prepayments and other receivables, cash and cash equivalents, trade payables and accruals, provisions and other payables denominated in non-functional currency of the relevant group companies.

(ii) Cash flow and fair value interest rate risk

The Group's interest rate risk mainly arises from borrowings. The Group is exposed to cash flow interest rate risk in relation to variable-rate bank borrowings. The Group's cash flow interest rate risk is mainly related to the fluctuation of Hong Kong Interbank Offered Rate arising from the Group's borrowings.

As at 31 December 2021 and 2020, if interest rates increased or decreased by 50 basis points and all other variables were held constant, the Group's post-tax profit would decrease or increase by approximately HK\$353,000 and HK\$365,000 respectively as a result of increase or decrease in net interest expense.

3 財務風險管理(續)

3.1 財務風險因素(續)

(a) 市場風險(續)

(i) 外匯風險(續)

於二零二一年及二零二零年十二月三十一日，在所有其他變量保持不變的情況下，倘人民幣兌港元升值／貶值5%，則該等年度的除稅前溢利將分別增加／減少約8,000港元及317,000港元，乃主要由於換算相關集團公司以非功能貨幣計值的按金、預付款項及其他應收款項、現金及現金等價物、貿易應付款項及應計費用、撥備及其他應付款項時產生匯兌收益／虧損。

(ii) 現金流量及公平值利率風險

本集團的利率風險主要來自借款。按浮動利率取得的銀行借款使本集團承受現金流量利率風險。本集團承受的現金流量利率風險主要與本集團的借款產生的香港銀行同業拆息的波動有關。

倘利率上升或下降50個基點，而所有其他變量保持不變，則本集團於二零二一年及二零二零年十二月三十一日的除稅後溢利將因利息開支淨額增加或減少而分別減少或增加約353,000港元及365,000港元。

3 FINANCIAL RISK MANAGEMENT (Continued)

3.1 Financial risk factors (Continued)

(a) Market risk (Continued)

(ii) Cash flow and fair value interest rate risk (Continued)

The Group is exposed to fair value interest rate risk in relation to fixed rate short-term bank deposits (Note 25) and lease liabilities (Note 31). The Group currently does not have an interest rate hedging policy. However, the management monitors interest rate exposure and will consider other necessary action when significant interest rate exposure is anticipated.

As the Group has no significant interest-bearing assets except for the cash and bank balances, the Group's income and operating cash flows are substantially independent of changes in market interest rates. However, the exposure in this regard is considered to be minimal as the bank balances are all short-term in nature. It is the Group's policy to keep its borrowings at floating rate of interest so as to minimise the fair value interest rate risk.

(b) Credit risk

Credit risk arises mainly from cash deposited with banks and financial institutions, trade receivables and other receivables.

Credit risk on trade debtors is managed by the management of the individual business units and monitored by the Group's management on a group basis. Most customers are sizable and renowned companies. Management assesses the credit quality of smaller customers by considering their financial position, past experience therewith and other relevant factors. The utilisation of credit limits is regularly monitored.

3 財務風險管理(續)

3.1 財務風險因素(續)

(a) 市場風險(續)

(ii) 現金流量及公平值利率風險 (續)

本集團面臨與固定利率短期銀行存款相關之公平值利率風險(附註25)及租賃負債(附註31)。本集團當前並無利率對沖政策。然而，管理層監控利率風險並將於重大利率風險預期產生時考慮其他所需行動。

由於本集團並無重大計息資產(現金及銀行結餘除外)，本集團的收入及經營現金流量大致不受市場利率變動所影響。然而，由於銀行結餘性質均屬短期，因此就此產生的風險甚微。本集團的政策為維持借款按浮動利率計息，從而將公平值利率風險降至最低。

(b) 信貸風險

信貸風險主要來自存於銀行及金融機構的現金、貿易應收款項及其他應收款項。

貿易債務人之信貸風險乃由個別業務單元的管理層管理及由本集團管理層以集團層面監控。大部份客戶均為規模較大且知名的公司。管理層按財務狀況、過往經驗及其他有關因素評估規模較小的客戶的信貸質素。信貸限額之使用須定期監控。

3 FINANCIAL RISK MANAGEMENT (Continued)

3.1 Financial risk factors (Continued)

(b) Credit risk (Continued)

The Group has set up long-term cooperative relationship with these customers. In view of the history of business dealings with the customers and the sound collection history of the receivables due from them, management believes that there is no material credit risk inherent in the Group's outstanding receivable balance due from these customers. Management makes periodic assessment on the recoverability of trade and other receivables based on historical payment records, the length of the overdue period, the financial strength of the debtors and whether there are any disputes with the debtors. The Group's historical experience in collection of trade receivables falls within the recorded allowances and the directors are of the opinion that adequate provision for uncollectible receivables has been made.

In respect of cash deposited with banks and financial institutions, the credit risk is considered to be low as the counterparties are banks with high credit ratings assigned by international credit rating agencies.

The Group considers the probability of default upon initial recognition of asset and whether there has been a significant increase in credit risk on an ongoing basis throughout each reporting period. To assess whether there is a significant increase in credit risk, the Group compares the risk of default occurring on the asset as at the reporting date with the risk of default as at the date of initial recognition. The Group considers available reasonable and supportive forwarding-looking information. Especially the following indicators are incorporated:

- internal credit rating
- external credit rating
- actual or expected significant adverse changes in business, financial or economic conditions that are expected to cause a significant change to the customers' ability to meet its obligations

3 財務風險管理(續)

3.1 財務風險因素(續)

(b) 信貸風險(續)

本集團已與該等客戶建立長期合作關係。鑒於與該等客戶的業務往來及良好的收款記錄，管理層認為在本集團應收該等客戶未付應收款項餘額方面並無重大固有信貸風險。管理層根據債務人的過往還款記錄、拖欠期長短、財務實力以及是否與債務人存在任何糾紛，定期評估貿易及其他應收款項的可回收性。本集團過往收取的貿易應收款項並無超出有關撥備額，而董事認為本集團已就不可收回的應收款項作出充分撥備。

就存於銀行及金融機構的現金而言，信貸風險較低，原因是對手方為獲國際信貸評級機構給予高度信貸評級之銀行。

本集團於資產初步確認時考慮違約的可能性，及信貸風險有否於各報告期間按持續基準大幅增加。為評估信貸風險有否大幅增加，本集團將資產於報告日期的違約風險與於初步確認日期的違約風險進行比較。本集團考慮可獲得的合理及有依據的前瞻性資料，尤其結合下列各項指標：

- 內部信貸評級
- 外部信貸評級
- 業務、財務或經濟條件實際或預期出現會預期引致客戶履行債務的能力出現重大變動的重大不利變動

3 FINANCIAL RISK MANAGEMENT (Continued)

3.1 Financial risk factors (Continued)

(b) Credit risk (Continued)

- actual or expected significant changes in the operating results of customers
- significant increases in credit risk on other financial instruments of customers
- significant changes in the expected performance and behavior of customers, including changes in the payment status of customers in the Group and changes in the operating results of the customers.

(i) Trade receivables

The Group applies the simplified approach to provide for expected credit losses prescribed by HKFRS 9, which permits the use of the lifetime expected loss provision for all trade receivables. The Group considers the credit risk characteristics and the days past due to measure the expected credit losses. During the years ended 31 December 2021 and 2020, the expected losses rate for customers of sales of goods is minimal, given there is no history of significant defaults from customers and insignificant impact from forward-looking estimates. The assessed expected credit losses for the trade receivables are not material.

The Group made no write-off of trade receivables during the years ended 31 December 2021 and 2020.

The Group has significant concentration of credit risk from customers. As at 31 December 2021 and 2020, 78% and 75%, respectively of total trade receivables was due from the Group's five largest customers. Based on the past payment history, the directors believe that the credit risk inherent in Group's outstanding trade receivables from this group of customers is low.

3 財務風險管理(續)

3.1 財務風險因素(續)

(b) 信貸風險(續)

- 客戶的經營業績實際或預期出現重大變動
- 客戶的其他金融工具的信貸風險顯著增加
- 客戶預期表現及行為發生重大變化，包括本集團客戶付款情況變化及經營業績變化。

(i) 貿易應收款項

本集團採用簡化法就香港財務報告準則第9號規定的預期信貸虧損計提撥備，該方法允許就所有貿易應收款項使用全期預期信貸虧損撥備。本集團考慮信貸風險特徵及已逾期日數以計量預期信貸虧損。於截至二零二一年及二零二零年十二月三十一日止年度，鑒於過往並無來自客戶的重大違約記錄及前瞻性估計的影響不重大，向客戶銷售貨物之預期虧損率極低。貿易應收款項之經評估預期信貸虧損並不重大。

於截至二零二一年及二零二零年十二月三十一日止年度，本集團並無撇銷貿易應收款項。

本集團有來自客戶的重大集中的信貸風險。於二零二一年及二零二零年十二月三十一日，來自本集團五大客戶的應收款項分別佔貿易應收款項總額的78%及75%。基於過往付款記錄，董事認為來自此組別客戶之本集團未償還貿易應收款項的固有信貸風險較低。

3 FINANCIAL RISK MANAGEMENT (Continued)

3.1 Financial risk factors (Continued)

(b) Credit risk (Continued)

(i) Trade receivables (Continued)

The Group monitors the outstanding debts from its customers individually due to the concentration of credit risk. Based on historical payment trend, there is no correlation between the risk of default occurring and the collection past-due status as long as there is no significant change in the credit rating of the customers. Historically, the Group's loss arising from risk of default and time value of money is negligible.

(ii) Other receivables

Other debt instruments at amortised cost include other receivables.

As at 31 December 2021 and 2020, management assessed that the expected credit losses for the other receivables are not material when they do not have default history and the issuer has a strong capacity to meet its contractual cash flow obligations in the near term.

(iii) Cash and cash equivalents

To manage the risk arising from cash and cash equivalents, the Group only transacts with reputable commercial banks which are all high-credit-quality financial institutions. There has been no recent history of default in relation to these financial institutions. The expected credit loss of cash and cash equivalents is close to zero.

3 財務風險管理(續)

3.1 財務風險因素(續)

(b) 信貸風險(續)

(i) 貿易應收款項(續)

由於信貸風險較為集中，本集團單獨監控其客戶的未償還債務。基於過往付款趨勢，發生違約風險與逾期追收狀況之間並無關聯，只要客戶的信貸評級並無任何重大變動。過去，本集團自違約風險及貨幣時間價值產生的虧損可以忽略。

(ii) 其他應收款項

按攤銷成本計量的其他債務工具包括其他應收款項。

於二零二一年及二零二零年十二月三十一日，管理層評定當其並無拖欠記錄時，其他應收款項之預期信貸風險並不重大，且發行人於短期內具有充分履行其合約現金流量義務的能力。

(iii) 現金及現金等價物

為管理來自現金及現金等價物的風險，本集團僅與商譽卓越的商業銀行(信譽質素高的金融機構)進行交易。近期並無與該等金融機構有關之歷史違約記錄。現金及現金等價物之預期信貸虧損接近零。

3 FINANCIAL RISK MANAGEMENT (Continued)

3.1 Financial risk factors (Continued)

(c) Liquidity risk

Liquidity risk refers to the risk that an entity will encounter difficulty in meeting obligations associated with financial liabilities that are settled by delivering cash or another financial assets.

Prudent liquidity risk management implies maintaining sufficient cash and cash equivalents, the availability of funding from an adequate amount of committed credit facilities from leading banks.

Due to the dynamic nature of the underlying businesses, the Group's management aims to maintain flexibility in funding by maintaining availability under committed credit lines.

Management monitors rolling forecasts of the Group's liquidity reserve which comprises cash and cash equivalents (Note 25) and undrawn banking facilities (Note 30) on the basis of expected cash flows.

The table below analyses the Group's financial liabilities into relevant maturity groupings based on the remaining period at the end of the reporting period to the contractual maturity date. The amounts disclosed in the table are the contractual undiscounted cash flows. Balances due within 12 months equal to their carrying amounts as the impact of discounting is not significant.

3 財務風險管理(續)

3.1 財務風險因素(續)

(c) 流動資金風險

流動資金風險為實體無法履行透過現金或其他金融資產結清金融負債的相關責任而產生的風險。

審慎的流動資金風險管理指維持充足的現金及現金等價物，從主要銀行獲得充裕的承諾信貸額度以維持備用資金的能力。

基於相關業務之活躍多變性質，本集團管理層致力透過保持可動用的已承諾信貸額度維持資金的靈活性。

管理層根據預期現金流量，監控本集團流動資金儲備(包括現金及現金等價物(附註25)及未提取借款融資(附註30))的滾動預測。

下表基於由報告期末至合約到期日的剩餘期間對本集團的金融負債進行相關到期組別分析。在表內披露的金額為合約性未貼現的現金流量。由於貼現的影響並不重大，因此於12個月內需要償付之結餘相等於其賬面值。

3 FINANCIAL RISK MANAGEMENT (Continued)

3.1 Financial risk factors (Continued)

(c) Liquidity risk (Continued)

		Within 1 year or repayable on demand 一年內或 按要求償還 HK\$'000 千港元	Between 1 and 2 years 一年至兩年 HK\$'000 千港元	Between 2 and 5 years 兩年至五年 HK\$'000 千港元	Over 5 years 五年以上 HK\$'000 千港元	Total 總計 HK\$'000 千港元
As at 31 December 2021	於二零二一年十二月三十一日					
Trade payables	貿易應付款項	130,779	—	—	—	130,779
Accruals, provisions and other payables (excluding accrued staff costs, other taxes payables and provision for social insurance and housing provident fund)	應計費用、撥備及其他應付款項 (不包括應計員工成本、其他應付稅項及社會保險及住房公積金撥備)	38,439	—	—	—	38,439
Borrowings (including interest payable)	借款(包括應付利息)	85,657	—	—	—	85,657
Lease liabilities (including interest payable)	租賃負債 (包括應付利息)	2,906	1,555	103	—	4,564
		257,781	1,555	103	—	259,439
As at 31 December 2020	於二零二零年十二月三十一日					
Trade payables	貿易應付款項	122,423	—	—	—	122,423
Accruals, provisions and other payables (excluding accrued staff costs, other taxes payables and provision for social insurance and housing provident fund)	應計費用、撥備及其他應付款項 (不包括應計員工成本、其他應付稅項及社會保險及住房公積金撥備)	51,138	—	—	—	51,138
Borrowings (including interest payable)	借款(包括應付利息)	89,288	—	—	—	89,288
Lease liabilities (including interest payable)	租賃負債 (包括應付利息)	3,484	1,553	526	—	5,563
		266,333	1,553	526	—	268,412

3 財務風險管理(續)

3.1 財務風險因素(續)

(c) 流動資金風險(續)

3 FINANCIAL RISK MANAGEMENT (Continued)

3.2 Capital risk management

The Group's objectives when managing capital are to safeguard the Group's ability to continue as a going concern in order to provide returns for shareholders and benefits for other stakeholders and to maintain an optimal capital structure to reduce the cost of capital. The Group uses its capital and bank borrowings to finance its operations.

In order to maintain or adjust the capital structure, the Group may adjust the amount of dividends paid to shareholders, return capital to shareholders, issue new shares or sell assets to reduce debt.

Consistent with others in the industry, the Group monitors capital on the basis of the gearing ratio. This ratio is calculated as debt divided by total capital. Debt is calculated as total sum of borrowings and lease liabilities. Total capital is calculated as "equity" as shown in the consolidated statement of financial position.

3 財務風險管理(續)

3.2 資本風險管理

本集團管理資本的目標為保障本集團持續經營的能力，從而為股東提供回報並為其他利益相關者提供利益以及保持最佳資本架構以減低資金成本。本集團利用自有資金及銀行借款為其業務提供資金。

為維持或調整資本架構，本集團可調整派付予股東的股息、向股東退還資本、發行新股或出售資產以減少債務。

與業內其他公司一樣，本集團亦根據資本負債比率監察資本，該比率以債務除以股本總額計算。債務按借款及租賃負債的總和計算。股本總額按綜合財務狀況表所示的「權益」計算。

		2021 二零二一年 HK\$'000 千港元	2020 二零二零年 HK\$'000 千港元
Borrowings	借款	84,439	87,536
Lease liabilities	租賃負債	4,478	5,407
Debt	債務	88,917	92,943
Total equity	權益總額	846,314	784,367
Gearing ratio	資本負債比率	10.5%	11.8%

3 FINANCIAL RISK MANAGEMENT (Continued)

3.3 Fair value estimation

The Group does not have any financial assets/liabilities that are subject to offsetting, enforceable master netting arrangement and similar agreements during the year.

3.4 Offsetting financial assets and financial liabilities

As at 31 December 2021 and 2020, there were no financial assets or financial liabilities which were subject to offsetting, enforceable master netting or similar agreements.

4 CRITICAL ACCOUNTING ESTIMATES AND JUDGEMENTS

Estimates and judgements are continually evaluated and are based on historical experience and other factors, including expectations of future events that are believed to be reasonable under the circumstances.

The Group makes estimates and assumptions concerning the future. The resulting accounting estimates will, by definition, seldom equal the related actual results. The estimates and assumptions that have a significant risk of causing a material adjustment to the carrying amounts of assets and liabilities within the next financial year are addressed below.

(a) Current and deferred income taxes

The Group is subject to income taxes in the PRC and Hong Kong. Judgement is required in determining the provision for income taxes. There are transactions and calculations during the ordinary course of business for which the ultimate tax determination is uncertain. The Group recognises liabilities for anticipated tax audit issues based on estimates for whether additional taxes may be due. Where the final tax outcome of these matters is different from the amounts that were initially recorded, such differences will impact the income tax and deferred tax provisions in the period in which such determination is made.

3 財務風險管理(續)

3.3 公平值估計

年內，本集團概無任何金融資產／負債須予抵銷、可執行總互抵安排或類似協議。

3.4 抵銷金融資產及金融負債

於二零二一年及二零二零年十二月三十一日，概無金融資產或金融負債須予抵銷、可執行總互抵安排或類似協議。

4 關鍵會計估計及判斷

根據過往經驗及其他因素(包括在認為屬合理情況下對未來事件的預期)不斷評估估計及判斷。

本集團對未來作出估計及假設。按照定義，所得的會計估計很少會相等於其相關實際結果。下文載列有高風險導致須對下個財政年度的資產及負債的賬面值作出重大調整的估計及假設。

(a) 即期及遞延所得稅

本集團須繳納中國及香港的所得稅。於釐定所得稅撥備時須作出判斷。在日常業務過程中有若干未能確定最終稅項的交易及計算。本集團按照是否出現額外應繳稅項的估計確認預期稅務審計事宜所產生的負債。倘有關的最終稅項結果與最初入賬的金額不同，則該差額會影響釐定稅項期間的所得稅及遞延稅項撥備。

4 CRITICAL ACCOUNTING ESTIMATES AND JUDGEMENTS (Continued)

(a) Current and deferred income taxes (Continued)

Deferred income tax assets relating to certain temporary differences and tax losses are recognised when management considers it is probable that future taxable profits will be available against which the temporary differences or tax losses can be utilised. When the expectation is different from the original estimates, such differences will impact the recognition of deferred income tax assets and taxation charges in the period in which such estimate is changed.

(b) Fair value of financial instruments

The fair value of financial instruments that are not traded in an active market (for example, unlisted securities) is determined by using valuation techniques. The Group uses its judgement to select a variety of methods and make assumptions that are mainly based on market conditions existing at the end of each reporting period.

(c) Estimated allowance on inventories

Net realisable value of inventories is the estimated selling price in the ordinary course of business, less estimated costs of completion and applicable variable selling expenses. These estimates are based on current market conditions and the historical experience of manufacturing and selling products of a similar nature. It could change significantly as a result of changes in customer taste and competitor actions in response to industry cycles. Management reassesses these estimates at the end of each reporting period.

(d) Useful lives of property, plant and equipment

Management determines the estimated useful lives and related depreciation charges for its property, plant and equipment. Such estimate is based on the historical experience of the actual useful lives of property, plant and equipment of similar nature and functions.

4 關鍵會計估計及判斷(續)

(a) 即期及遞延所得稅(續)

倘管理層認為可能有未來應課稅溢利抵銷暫時性差額或稅項虧損，則會確認有關若干暫時性差額及稅項虧損的遞延所得稅資產。當預期結果與之前估計不同時，該差異將影響此類估計變更期間的遞延所得稅資產及稅費的確認。

(b) 金融工具的公平值

不在活躍市場交易的金融工具的公平值(如非上市證券)乃採用估值技術釐定。本集團按其判斷選擇多種方法，並主要根據於各報告期末的市況作出假設。

(c) 估計存貨撥備

存貨之可變現淨值乃於日常業務過程中作出之估計售價減估計完成成本及適用可變銷售開支。此等估計乃根據現時市況及製造及銷售類似性質產品之過往經驗而作出，並會因應客戶品味及競爭對手就任何行業週期所作行動而有重大變化。管理層於各報告期末重新評估該等估計。

(d) 物業、廠房及設備的可使用年期

管理層釐定物業、廠房及設備的估計可使用年期及相關折舊開支。該估計乃根據對於性質及功能相若的物業、廠房及設備的實際可使用年期之過往經驗而作出。

4 CRITICAL ACCOUNTING ESTIMATES AND JUDGEMENTS (Continued)

(e) Impairment of non-financial assets

The Group tests annually whether goodwill has suffered any impairment. The recoverable amount of a cash generating unit (“CGU”) is determined based on value-in-use calculations which require the use of assumptions. The calculations use cash flow projections based on financial budgets approved by management covering a five-years-period. Cash flows beyond the five-year period are extrapolated using the estimated growth rates. These growth rates are consistent with forecasts included in industry reports specific to the industry in which each CGU operates. Details of impairment charge, key assumptions and impact of possible changes in key assumptions and impact of possible changes in key assumptions are disclosed in Note 18.

Judgement is required to determine key assumptions adopted in the valuation models for impairment review purpose. Changing the assumptions selected by management in assessing impairment could materially affect the result of the impairment test and as a result affect the Group’s financial condition and results of operations. If there is a significant adverse change in the key assumptions applied, it may be necessary to take additional impairment charge to the consolidated statement of profit or loss.

4 關鍵會計估計及判斷(續)

(e) 非金融資產減值

本集團每年測試商譽是否出現任何減值。現金產生單位(「現金產生單位」)的可收回金額乃基於使用價值計算釐定，當中需要運用假設。有關計算運用現金流量預測，基於管理層批准的涵蓋五年期間的財務預算作出。超過五年期限的現金流量採用估計增長率進行推算。該等增長率與每個現金產生單位所在行業特有的行業報告中的預測一致。減值費用、關鍵假設及關鍵假設可能變動的影響均披露於附註18。

釐定用於減值檢討的估值模型所採用的關鍵假設需加以判斷。管理層評估減值時所選擇的假設變動可能對減值測試的結果產生重大影響，從而影響本集團的財務狀況及經營業績。倘該等關鍵假設發生重大不利變動，額外減值費用可能須計入綜合損益表中。

5 REVENUE AND SEGMENT INFORMATION

(a) Revenue

		Year ended 31 December 截至十二月三十一日止年度	
		2021 二零二一年 HK\$'000 千港元	2020 二零二零年 HK\$'000 千港元
Revenue	收益		
Sales of paper and other products	銷售紙製品及其他產品	1,389,759	1,232,631

Sales of goods are recognised at the point in time when a group entity has delivered products to customers and fulfilled all the performance obligations as stipulated in the sales contracts.

As at 31 December 2021 and 2020, all performance obligations not yet satisfied by the Group were from contracts with original expected duration of less than one year. Therefore, as permitted by the relevant practical expedient under HKFRS 15, the transaction price allocated to these unsatisfied performance obligations were not disclosed.

Management has determined the operating segments based on the reports reviewed by the chief operating decision-maker that are used for making strategic decisions. The chief operating decision-maker is identified as the executive directors of the Group. The executive directors consider the business from a service perspective and assess the performance of the operating segments based on a measure of gross profit for the purposes of allocating resources and assessing performance. These reports are prepared on the same basis as the consolidated financial statements.

The management has identified two reportable segments based on sales channels, namely (i) web sales and (ii) OEM sales.

5 收益及分部資料

(a) 收益

銷售貨物於集團實體將產品交付客戶並履行銷售合約規定的所有履約責任時予以確認。

於二零二一年及二零二零年十二月三十一日，本集團尚未履行的所有履約責任均來自原預期期限少於一年的合約。因此，經香港財務報告準則第15號下相關實用權宜方法允許，並未披露分配至未履行履約責任之交易價格。

管理層根據經主要營運決策者審閱及用作策略決定的報告釐定經營分部。主要營運決策者被認定為本集團的執行董事。執行董事從服務角度考慮業務及根據毛利的計量評估經營分部的表現，以分配資源及評估表現。該等報告按與綜合財務報表相同的基準編製。

管理層已根據銷售渠道確定兩個可報告分部，分別為(i)網站銷售及(ii)OEM銷售。

5 REVENUE AND SEGMENT INFORMATION (Continued)

(b) Segment information

The segment information provided to the executive directors for the years ended 31 December 2021 and 2020 are as follows:

5 收益及分部資料(續)

(b) 分部資料

向執行董事提供的截至二零二一年及二零二零年十二月三十一日止年度的分部資料載列如下：

		Year ended 31 December 2021 截至二零二一年十二月三十一日止年度		
		Web sales 網站銷售 HK\$'000 千港元	OEM sales OEM銷售 HK\$'000 千港元	Total 總計 HK\$'000 千港元
Segment revenue from external customers	來自外部客戶的分部收益	198,729	1,191,030	1,389,759
Cost of sales	銷售成本	(48,282)	(911,369)	(959,651)
Gross profit	毛利	150,447	279,661	430,108
Other gains, net	其他收益淨額			2,828
Other income, net	其他收入淨額			19,628
Selling and distribution expenses	銷售及分銷開支			(133,621)
Administrative expenses	行政開支			(187,474)
Finance costs, net	融資成本淨額			(637)
Profit before income tax	除所得稅前溢利			130,832
Income tax expense	所得稅開支			(11,790)
Profit for the year	年內溢利			119,042

5 REVENUE AND SEGMENT INFORMATION (Continued)

5 收益及分部資料(續)

(b) Segment information (Continued)

(b) 分部資料(續)

		Year ended 31 December 2020 截至二零二零年十二月三十一日止年度		
		Web sales 網站銷售	OEM sales OEM銷售	Total 總計
		HK\$'000 千港元	HK\$'000 千港元	HK\$'000 千港元
Segment revenue from external customers	來自外部客戶的分部收益	157,988	1,074,643	1,232,631
Cost of sales	銷售成本	(40,677)	(755,088)	(795,765)
Gross profit	毛利	117,311	319,555	436,866
Other losses, net	其他虧損淨額			(18,623)
Other income, net	其他收入淨額			18,187
Selling and distribution expenses	銷售及分銷開支			(108,827)
Administrative expenses	行政開支			(165,236)
Finance costs, net	融資成本淨額			(2,890)
Profit before income tax	除所得稅前溢利			159,477
Income tax expense	所得稅開支			(30,129)
Profit for the year	年內溢利			129,348

Revenue from major customers who have individually contributed to 10% or more of the total revenue of the Group are as follows:

來自主要客戶(各佔本集團總收益10%或以上)的收益如下:

		Year ended 31 December 截至十二月三十一日止年度	
		2021 二零二一年 HK\$'000 千港元	2020 二零二零年 HK\$'000 千港元
Customer A	客戶A	306,364	299,625
Customer B	客戶B	285,481	304,285

5 REVENUE AND SEGMENT INFORMATION (Continued)

(b) Segment information (Continued)

Revenue from external customers by location, based on the destination of delivery, are as follows:

		Year ended 31 December 截至十二月三十一日止年度	
		2021 二零二一年 HK\$'000 千港元	2020 二零二零年 HK\$'000 千港元
United States of America (the "USA")	美利堅合眾國(「美國」)	948,414	852,848
Europe	歐洲	255,129	197,261
The PRC	中國	96,836	97,059
Others	其他	89,380	85,463
		1,389,759	1,232,631

非流
位置如下：
得稅資產除外)

Non-current assets, other than deferred income tax assets, are located as follows:

		Year ended 31 December 截至十二月三十一日止年度	
		2021 二零二一年 HK\$'000 千港元	2020 二零二零年 HK\$'000 千港元
The PRC	中國	609,806	549,035
Vietnam	越南	24,794	20,561
		634,600	569,596

6 OTHER GAINS/(LOSSES), NET

6 其他收益／(虧損)淨額

		Year ended 31 December 截至十二月三十一日止年度	
		2021 二零二一年	2020 二零二零年
		HK\$'000 千港元	HK\$'000 千港元
Other gains/(losses), net	其他收益／(虧損)淨額		
Foreign exchange loss	匯兌虧損	(9,798)	(22,005)
Fair value gain on derivative financial instruments (Note 24)	衍生金融工具公平值收益 (附註24)	13,655	3,866
Loss on disposals of property, plant and equipment (Note 33)	出售物業、廠房及設備之 虧損(附註33)	(1,029)	(484)
		2,828	(18,623)

7 OTHER INCOME, NET

7 其他收入淨額

		Year ended 31 December 截至十二月三十一日止年度	
		2021 二零二一年	2020 二零二零年
		HK\$'000 千港元	HK\$'000 千港元
Other income, net	其他收入淨額		
Rental income	租金收入	50	49
Sales of scrap materials	銷售廢料	14,459	11,373
Government grants	政府補助	4,519	6,206
Others	其他	600	559
		19,628	18,187

8 EXPENSES BY NATURE

8 按性質劃分的開支

		Year ended 31 December 截至十二月三十一日止年度	
		2021 二零二一年 HK\$'000 千港元	2020 二零二零年 HK\$'000 千港元
Raw materials and consumables used	所用原材料及消耗品	526,965	427,320
Changes in inventories of finished goods and work in progress	成品及半成品之存貨變動	(23,578)	2,002
(Reversal of)/provision for inventory obsolescence (Note 21)	滯銷存貨(撥回)/撥備(附註21)	(4,010)	1,248
Employee benefit expenses (including directors' emoluments) (Note 9)	僱員福利開支(包括董事酬金)(附註9)	362,352	300,018
Sub-contracting charges	分包費用	155,447	123,246
Transportation expenses	運輸費用	73,860	56,171
Depreciation of property, plant and equipment (Note 15)	物業、廠房及設備折舊(附註15)	50,858	44,637
Electricity expenses	電費開支	19,820	17,280
Repair and maintenance expenses	維修及維護費用	17,495	13,617
Sales commission	銷售佣金	10,453	7,762
Amortisation of right-of-use assets (Note 20)	使用權資產攤銷(附註20)	7,060	6,805
Service charges of payment gateways	支付網關服務費	6,982	5,934
Technical maintenance support	技術維護支援	6,073	4,401
Legal and professional fee	法律及專業費用	5,056	6,262
Auditor's remuneration	核數師酬金		
– Audit services	– 審核服務	2,120	1,850
– Non-audit services	– 非審核服務	820	513
Short-term lease expense (Note 20)	短期租賃開支(附註20)	1,012	484
Amortisation of intangible assets (Note 18)	無形資產攤銷(附註18)	618	400
Listing expenses	上市開支	–	1,166
Others	其他	61,343	48,712
Total cost of sales, selling and distribution expenses and administrative expenses	銷售成本、銷售及分銷開支及行政開支總額	1,280,746	1,069,828

The research and development expenses charged for the years ended 31 December 2021 and 2020 were approximately HK\$36,899,000 and HK\$23,285,000, respectively.

截至二零二一年及二零二零年十二月三十一日止年度支付的研發開支分別約為36,899,000港元及23,285,000港元。

9 EMPLOYEE BENEFITS EXPENSES (INCLUDING DIRECTORS' EMOLUMENTS)

9 僱員福利開支(包括董事酬 金)

		Year ended 31 December 截至十二月三十一日止年度	
		2021 二零二一年 HK\$'000 千港元	2020 二零二零年 HK\$'000 千港元
Salaries, bonuses and allowances	薪金、花紅及津貼	304,043	262,212
Pension costs defined contribution plans	退休金成本 — 界定供款計劃	43,411	28,543
Other employee benefits	其他僱員福利	14,898	9,263
		362,352	300,018

(a) Independent non-executive directors

The fees paid to independent non-executive directors during the years were as follows:

(a) 獨立非執行董事

本年度向獨立非執行董事支付的袍金如下：

		Year ended 31 December 截至十二月三十一日止年度	
Name of directors	董事姓名	2021 二零二一年 HK\$'000 千港元	2020 二零二零年 HK\$'000 千港元
Independent non-executive directors	獨立非執行董事		
Mr. Chan Hiu Fung Nicholas, <i>MH, JP</i>	陳曉峰先生，榮譽勳章、 太平紳士	240	230
Prof. Cheng Man Chung Daniel, <i>BBS, MH, JP</i>	鄭文聰教授，銅紫荊星章、 榮譽勳章、太平紳士	240	230
Mr. Ng Shung, <i>JP (Australia)</i>	吳嵩先生，太平紳士 (澳大利亞)	240	230
		720	690

There were no other emoluments payable to the independent non-executive directors during the year (2020: nil).

Mr. Chan Hiu Fung Nicholas, Prof. Cheng Man Chung Daniel and Mr. Ng Shung were appointed as independent non-executive directors of the Company on 20 December 2019 with effect from 11 January 2020.

年內，概無其他應付獨立非執行董事酬金(二零二零年：無)。

陳曉峰先生、鄭文聰教授及吳嵩先生於二零一九年十二月二十日獲委任為本公司獨立非執行董事，自二零二零年一月十一日起生效。

9 EMPLOYEE BENEFITS EXPENSES (INCLUDING DIRECTORS' EMOLUMENTS) (Continued)

(b) Executive directors and the chief executive

The remuneration of the executive directors for the years ended 31 December 2021 and 2020 are set out below:

9 僱員福利開支(包括董事酬金) (續)

(b) 執行董事及主要行政人員

截至二零二一年及二零二零年十二月三十一日止年度，執行董事的薪酬載列如下：

Name of directors	董事姓名	Year ended 31 December 2021 截至二零二一年十二月三十一日止年度					Employer's contribution to pension scheme 僱主向退休金計劃供款	Total 總計
		Fees 袍金 HK\$'000 千港元	Salaries 薪金 HK\$'000 千港元	Discretionary bonuses 酌情花紅 HK\$'000 千港元	Allowances and benefits in kind 津貼及實物利益 HK\$'000 千港元			
Executive directors	執行董事							
– Mr. Cheng Wan Wai	– 鄭穩偉先生	–	1,070	–	1,268	18	2,356	
– Mr. Yeung Keng Wu Kenneth	– 楊鏡湖先生	–	2,210	–	349	18	2,577	
– Ms. Liu Shuk Yu Sanny	– 廖淑如女士	–	1,950	–	838	18	2,806	
– Ms. Hui Li Kwan	– 許莉君女士	–	650	600	113	18	1,381	
– Mr. Chan Wang Tao Thomas	– 陳宏道先生	–	1,696	1,200	539	18	3,453	
– Mr. Mak Chin Pang	– 麥展鵬先生	–	1,306	1,200	425	18	2,949	
		–	8,882	3,000	3,532	108	15,522	

9 EMPLOYEE BENEFITS EXPENSES (INCLUDING DIRECTORS' EMOLUMENTS) (Continued)

(b) Executive directors and the chief executive (Continued)

9 僱員福利開支(包括董事酬金) (續)

(b) 執行董事及主要行政人員 (續)

		Year ended 31 December 2020 截至二零二零年十二月三十一日止年度					
Name of directors	董事姓名	Fees	Salaries	Discretionary bonuses	Allowances and benefits in kind	Employer's contribution to pension scheme	Total
		袍金	薪金	酌情花紅	津貼及實物利益	僱主向退休金計劃供款	總計
		HK\$'000	HK\$'000	HK\$'000	HK\$'000	HK\$'000	HK\$'000
		千港元	千港元	千港元	千港元	千港元	千港元
Executive directors	執行董事						
– Mr. Cheng Wan Wai	– 鄭穩偉先生	–	1,070	200	1,173	18	2,461
– Mr. Yeung Keng Wu Kenneth	– 楊鏡湖先生	–	2,210	200	293	18	2,721
– Ms. Liu Shuk Yu Sanny	– 廖淑如女士	–	1,950	200	798	18	2,966
– Ms. Hui Li Kwan	– 許莉君女士	–	650	750	99	18	1,517
– Mr. Chan Wang Tao Thomas	– 陳宏道先生	–	1,540	1,500	460	18	3,518
– Mr. Mak Chin Pang	– 麥展鵬先生	–	1,085	1,500	373	18	2,976
		–	8,505	4,350	3,196	108	16,159

Mr. Cheng Wan Wai, Mr. Yeung Keng Wu Kenneth, Ms. Liu Shuk Yu Sanny, Ms. Hui Li Kwan, Mr. Chan Wang Tao Thomas and Mr. Mak Chin Pang were appointed as executive directors of the Company in January 2019.

The remuneration shown above represents remuneration received from the Group by these directors in their capacity as directors or employees of the subsidiaries of the Group. No directors waived any emolument during the years ended 31 December 2021 and 2020.

於二零一九年一月，鄭穩偉先生、楊鏡湖先生、廖淑如女士、許莉君女士、陳宏道先生及麥展鵬先生獲委任為本公司的執行董事。

上文所示薪酬指該等董事作為本集團附屬公司之董事或僱員而自本集團收取的薪酬。概無董事於截至二零二一年及二零二零年十二月三十一日止年度放棄任何酬金。

9 EMPLOYEE BENEFITS EXPENSES (INCLUDING DIRECTORS' EMOLUMENTS) (Continued)

(b) Executive directors and the chief executive (Continued)

No director fees were paid to these directors in their capacity as directors of the Company or the operating companies and no emoluments were paid by the Company or the operating companies to the directors as an inducement to join the Company or the operating companies, or as compensation for loss of office during the years ended 31 December 2021 and 2020.

(c) Five highest paid individuals

The five individuals whose emoluments were the highest in the Group include four directors and five directors for the years ended 31 December 2021 and 2020, respectively, whose emoluments were reflected in the analysis presented in Note 9(b). The emoluments payable to the remaining one individual (2020: nil) is as follow:

9 僱員福利開支(包括董事酬金) (續)

(b) 執行董事及主要行政人員 (續)

於截至二零二一年及二零二零年十二月三十一日止年度，概無就作為本公司或營運公司董事而向該等董事支付董事袍金，而本公司或營運公司亦無向董事支付酬金作為加入本公司或營運公司之獎勵或作為離職補償。

(c) 五名最高薪人士

截至二零二一年及二零二零年十二月三十一日止年度，本集團五名最高薪人士分別包括四名董事及五名董事，其酬金於附註9(b)呈列的分析中反映。應付其餘一名人士(二零二零年：無)的酬金如下：

		Year ended 31 December 截至十二月三十一日止年度	
		2021 二零二一年 HK\$'000 千港元	2020 二零二零年 HK\$'000 千港元
Salaries, allowances and benefits in kind	薪金、津貼及實物利益	1,040	—
Discretionary bonus	酌情花紅	1,856	—
Employer's contribution to pension scheme	僱主向退休金計劃供款	18	—
		2,914	—

9 EMPLOYEE BENEFITS EXPENSES (INCLUDING DIRECTORS' EMOLUMENTS) (Continued)

(c) Five highest paid individuals (Continued)

The emoluments of the individual fell within the following band:

		Number of individual 人數	
		2021 二零二一年	2020 二零二零年
HK\$2,500,001 – HK\$3,000,000	2,500,001港元至 3,000,000港元	1	—

No emolument was paid by the Group to the individual as an inducement to join or upon joining the Group or as compensation for the loss of office.

(d) Directors' retirement and termination benefits

No retirement benefits were paid to or receivable by any directors in respect of their other services in connection with the management of the affairs of the Company or its subsidiaries' undertaking during the years ended 31 December 2021 and 2020.

No payment was made to the directors as compensation for early termination of appointment during the years ended 31 December 2021 and 2020.

9 僱員福利開支(包括董事酬金) (續)

(c) 五名最高薪人士(續)

該人士的酬金介乎以下範圍：

本集團概無向該人士支付任何酬金作為加入本集團或加入本集團時的獎勵或離職補償。

(d) 董事退休及離職福利

於截至二零二一年及二零二零年十二月三十一日止年度，概無董事就其有關管理本公司或其附屬公司事務之其他服務而獲支付或應收任何退休福利。

於截至二零二一年及二零二零年十二月三十一日止年度，概無就董事提前終止委聘而支付任何補償。

9 EMPLOYEE BENEFITS EXPENSES (INCLUDING DIRECTORS' EMOLUMENTS) (Continued)

(e) Consideration provided to third parties for making available directors' services

No payment was made to any former employers of the directors for making available the services of them as a director of the Company during the years ended 31 December 2021 and 2020.

(f) Information about loans, quasi-loans and other dealings in favour of directors, controlled bodies corporate by and connected entities with such directors

There were no loans, quasi-loans or other dealings in favour of the directors, controlled bodies corporate by and connected entities with such directors during the years ended 31 December 2021 and 2020.

(g) Directors' material interests in transactions, arrangements or contracts

Save as disclosed in Note 35, no significant transactions, arrangements and contracts in relation to the Group's business to which the Group was a party and in which a director of the Company had a material interest, whether directly or indirectly, subsisted at the end of the years or at any time during the years ended 31 December 2021 and 2020.

9 僱員福利開支(包括董事酬金) (續)

(e) 就提供董事服務向第三方提供代價

於截至二零二一年及二零二零年十二月三十一日止年度，概無就董事出任本公司董事而向董事的前任僱主或董事支付任何款項。

(f) 關於惠及董事、受該等董事控制的法人團體及與該等董事有關連的實體的貸款、類似貸款及其他交易的資料

於截至二零二一年及二零二零年十二月三十一日止年度，概無惠及董事、受該等董事控制的法人團體及與該等董事有關連的實體的貸款、類似貸款或其他交易。

(g) 董事於交易、安排或合約中的重大權益

除附註35所披露者外，本集團概無訂立與本集團業務有關且本公司董事直接或間接於其中擁有重大權益而於年末或截至二零二一年及二零二零年十二月三十一日止年度任何時間存續的重大交易、安排及合約。

10 FINANCE COSTS, NET

10 融資成本淨額

		Year ended 31 December 截至十二月三十一日止年度	
		2021 二零二一年 HK\$'000 千港元	2020 二零二零年 HK\$'000 千港元
Finance income	融資收入		
Bank interest income	銀行利息收入	1,088	1,925
Finance costs	融資成本		
Interest expense on bank borrowings	銀行借款利息開支	(1,601)	(4,671)
Interest expense on lease liabilities (Note 20)	租賃負債利息開支 (附註20)	(124)	(144)
		(1,725)	(4,815)
Finance costs, net	融資成本淨額	(637)	(2,890)

11 INCOME TAX EXPENSE

11 所得稅開支

		Year ended 31 December 截至十二月三十一日止年度	
		2021 二零二一年 HK\$'000 千港元	2020 二零二零年 HK\$'000 千港元
Current income tax	即期所得稅	18,568	29,270
Deferred income tax (Note 32)	遞延所得稅(附註32)	(6,778)	859
		11,790	30,129

Under the two-tiered profits tax rates regime of Hong Kong profits tax, the first HK\$2 million of assessable profits of a qualifying group entity in Hong Kong will be taxed at 8.25%, and assessable profits above HK\$2 million will be taxed at 16.5%. The assessable profits of group entities in Hong Kong not qualifying for the two-tiered profits tax rates regime will continue to be taxed at a flat rate of 16.5%.

在香港的利得稅兩級制下，合資格的香港集團實體的首2百萬港元應課稅溢利將按8.25%稅率徵稅，而超過2百萬港元的應課稅溢利將按16.5%稅率徵稅。不符合利得稅兩級制的香港集團實體應課稅溢利將繼續按16.5%統一稅率徵稅。

11 INCOME TAX EXPENSE (Continued)

The subsidiaries established and operated in the PRC are subject to the PRC Corporate Income Tax at the rate of 25% during the years ended 31 December 2021 and 2020.

Pursuant to the relevant laws and regulation in the PRC, the Group's subsidiary, Dongguan Zensee Printing Limited (東莞雋思印刷有限公司), was accredited as a high-tech enterprise, and is entitled to the preferential tax rate of 15% for three years since 2017. The Company has renewed the accreditation as high-tech enterprise for three years since 2020. In addition, the Group's another subsidiary, Taunus Printing (Heshan) Company Limited* (騰達印刷(鶴山)有限公司) was also accredited as a high-tech enterprise, and is entitled to the preferential tax rate of 15% for three years from 2021.

Pursuant to the relevant laws and regulation in the PRC, certain entities of the Group qualified as small-scale and marginal profit enterprises. As a result, they were entitled to preferential tax of 2.5% (2020: 5%) for profits of first RMB1 million, and 10% (2020: 10%) for profits ranging from RMB1 million to RMB3 million during the year ended 31 December 2021.

The subsidiaries established and operated in Vietnam are subject to the Vietnam Corporate Income Tax ("CIT") at the rate of 20%, and are entitled to a 30% reduction of CIT payable since their revenue is not exceeding Vietnamese Dong ("VND") 200 billion (equivalent to approximately HK\$68.4 million) for the years ended 31 December 2021 and 2020.

11 所得稅開支(續)

於截至二零二一年及二零二零年十二月三十一日止年度，於中國成立及經營的附屬公司須按25%的稅率繳納中國企業所得稅。

根據中國相關法律及法規，本集團的附屬公司東莞雋思印刷有限公司獲認證為高新技術企業，自二零一七年起享有為期三年的15%優惠稅率。本公司已完成重續自二零二零年起為期三年的高新技術企業認證。此外，本集團的另一間附屬公司騰達印刷(鶴山)有限公司亦獲認證為高新技術企業，自二零二一年起享有為期三年的15%優惠稅率。

根據中國相關法律及法規，本集團若干實體合資格成為小型微利企業。因此，截至二零二一年十二月三十一日止年度，彼等享有就首人民幣1百萬元的溢利享有2.5% (二零二零年：5%) 的優惠稅率，及就介乎人民幣1百萬元至人民幣3百萬元的溢利享有10% (二零二零年：10%) 的優惠稅率。

在越南成立和經營的附屬公司須繳納越南企業所得稅(「企業所得稅」)，稅率為20%，並因其截至二零二一年及二零二零年十二月三十一日止年度的收入不超過2千億越南盾(「越南盾」)(相當於約68.4百萬港元)而有權享有30%的應付企業所得稅寬減。

11 INCOME TAX EXPENSE (Continued)

Pursuant to the relevant laws and regulations in Vietnam, the Group's subsidiary, Q P Enterprise (Vietnam) Company Limited, which was undertaking a new investment project in an industrial park, and is entitled to tax holiday under which its taxable income would be fully exempted from CIT for two years from the first year an enterprise has taxable income from a new investment project eligible for tax incentives after offsetting prior year tax losses, followed by 50% reduction in CIT in next four years. If an enterprise has no taxable income for the first 3 years, counting from the first year if it has turnover from a new investment project, the tax exemption or reduction duration shall be counted from the fourth year.

The subsidiary established and operated in the USA is subject to the Federal and State income tax of 21% and 8.84%, respectively during the years ended 31 December 2021 and 2020. No provision for the Federal and State income tax has been made during the years ended 31 December 2021 and 2020 as the USA subsidiary did not generate any taxable profits in the USA for both years.

Pursuant to the laws and regulations of the British Virgin Islands ("BVI") and Cayman Islands, the Group is not subject to any income tax in the BVI and Cayman Islands during the years ended 31 December 2021 and 2020.

* *The English translation of company name is for reference only.
The official name is in Chinese.*

11 所得稅開支(續)

根據越南的相關法律及法規，本集團的附屬公司 Q P Enterprise (Vietnam) Company Limited 於工業園區承接新投資項目並享有免稅期，其應課稅收入可獲全額豁免繳納企業所得稅兩年(抵銷上一年稅項虧損後)的首年起計算，隨後四年的企業所得稅可獲寬減50%。倘企業於首三年並無應課稅收入，則由從新投資項目獲得營業額的首年起計算，稅務豁免或寬減期將由第四年起計算。

於美國成立及經營的附屬公司於截至二零二一年及二零二零年十二月三十一日止年度須分別繳納聯邦及州所得稅21%及8.84%。由於美國附屬公司於截至二零二一年及二零二零年十二月三十一日止年度並無在美國產生任何應課稅溢利，故無就聯邦及州所得稅計提撥備。

根據英屬維爾京群島(「英屬維爾京群島」)及開曼群島法律及法規，本集團於截至二零二一年及二零二零年十二月三十一日止年度毋須在英屬維爾京群島及開曼群島繳納任何所得稅。

* 公司名稱的英文翻譯僅供參考，其官方名稱為中文。

11 INCOME TAX EXPENSE (Continued)

The tax on the Group's profit before income tax differs from the theoretical amount that would arise using the tax calculated at domestic tax rate applicable to profits in the respective countries/jurisdictions as follows:

11 所得稅開支(續)

本集團所得稅前溢利的稅項與按各國家／司法權區溢利適用的當地稅率計算的理論金額有以下差異：

		Year ended 31 December 截至十二月三十一日止年度	
		2021 二零二一年 HK\$'000 千港元	2020 二零二零年 HK\$'000 千港元
Profit before income tax	除所得稅前溢利	130,832	159,477
Tax calculated at domestic tax rates applicable to profits in the respective countries/jurisdictions	按有關國家／司法權區溢利適用的當地稅率計算得出的稅項	20,907	29,595
Expenses not deductible for tax purpose	不可扣稅開支	1,688	2,959
Income not subject to tax	毋須課稅收入	(1,264)	(1,030)
Tax effect of deductible temporary differences not recognised	未確認可扣減暫時差額的稅務影響	392	(67)
Additional tax deduction for research and development	研發額外稅項扣減	(3,084)	(2,615)
Tax losses not recognised	未確認稅項虧損	441	2,265
Effect on deferred tax balances at 1 January resulting from the change in tax rate of a subsidiary	一間附屬公司稅率變動對一月一日遞延稅項結餘的影響	(6,025)	—
Utilisation of previously unrecognised tax losses	動用之前未確認的稅項虧損	(139)	(103)
Effect of preferential tax rate in the PRC	中國優惠稅率的影響	(881)	(651)
Tax exemption	免稅	(245)	(224)
Income tax expense	所得稅開支	11,790	30,129

The weighted average tax rate was 9.0% (2020: 18.9%). The decrease is caused by a subsidiary entitled to the preferential tax rate of 15% for three years from 2021.

加權平均稅率為9.0%（二零二零年：18.9%）。稅率下降乃因本集團之一間附屬公司自二零二一年起三年享有15%的優惠稅率。

12 EARNINGS PER SHARE FOR PROFIT ATTRIBUTABLE TO EQUITY HOLDERS OF THE COMPANY

The calculation of the basic earnings per share is based on the profit for the year attributable to ordinary equity holders of the Company, and the weighted average number of ordinary shares of 532,000,000 (2020: 526,549,180).

The Group had no potentially dilutive ordinary shares in issue during the years ended 31 December 2021 and 2020.

The calculations of basic and diluted earnings per share are based on:

Earnings

		Year ended 31 December 截至十二月三十一日止年度	
		2021 二零二一年 HK\$'000 千港元	2020 二零二零年 HK\$'000 千港元
Profit attributable to equity holders of the Company	本公司權益股東應佔溢利	119,042	129,348

Shares

		Year ended 31 December 截至十二月三十一日止年度	
		Number of share 股份數目	
		2021 二零二一年	2020 二零二零年
Weighted average number of ordinary shares in issue (thousands)	已發行普通股加權平均股數(千股)	532,000	526,549
Earnings per share (HK cents per share)	每股盈利(每股港仙)	22.38	24.57

12 本公司權益股東應佔溢利的每股盈利

每股基本盈利乃基於本公司普通權益股東應佔年內溢利及532,000,000股(二零二零年: 526,549,180股)普通股的加權平均股數。

本集團於截至二零二一年及二零二零年十二月三十一日止年度並無已發行的潛在攤薄普通股。

每股基本及攤薄盈利乃基於以下項目計算：

盈利

		Year ended 31 December 截至十二月三十一日止年度	
		2021 二零二一年 HK\$'000 千港元	2020 二零二零年 HK\$'000 千港元
Profit attributable to equity holders of the Company	本公司權益股東應佔溢利	119,042	129,348

股份

		Year ended 31 December 截至十二月三十一日止年度	
		Number of share 股份數目	
		2021 二零二一年	2020 二零二零年
Weighted average number of ordinary shares in issue (thousands)	已發行普通股加權平均股數(千股)	532,000	526,549
Earnings per share (HK cents per share)	每股盈利(每股港仙)	22.38	24.57

13 DIVIDENDS

13 股息

		Year ended 31 December 截至十二月三十一日止年度	
		2021 二零二一年 HK\$'000 千港元	2020 二零二零年 HK\$'000 千港元
Interim dividend declared and paid in respect of the current year of HK2.0 cents (2020: HK2.0 cents) per ordinary share	就本年度已宣派及派付的中期股息為每股普通股2.0港仙(二零二零年: 2.0港仙)	10,640	10,640
Final dividend declared in respect of the previous financial year, approved and paid during the year of HK12.0 cents (2020: HK9.0 cents) per ordinary share	就上一個財政年度已宣派並於年內獲批及已派付的期末股息為每股普通股12.0港仙(二零二零年: 9.0港仙)	63,840	47,880
		74,480	58,520
Final dividend proposed after the end of the reporting period of HK11.0 cents (2020: HK12.0 cents) per ordinary share	報告期結束後建議的期末股息為每股普通股11.0港仙(二零二零年: 12.0港仙)	58,520	63,840

Final dividend proposed after the end of the reporting period is not recognised as a liability as at the end of the reporting period.

於報告期結束後建議的期末股息於報告期結束時未獲確認為負債。

14 SUBSIDIARIES

Details of the subsidiaries as at 31 December 2021 and 2020 are as follows:

14 附屬公司

於二零二一年及二零二零年十二月三十一日的附屬公司詳情如下：

Name of subsidiary 附屬公司名稱	(i) Country of incorporation/ establishment; (ii) Principal country of operations; (iii) Date of incorporation/ establishment (i) 註冊成立/ 成立國家; (ii) 主要營運國家; (iii) 註冊成立/ 成立日期	Issued and paid-up capital/ registered capital 已發行及繳足 股本/ 註冊資本	Effective interest held as at		Principal activities 主要業務
			於下列日期持有的 實際權益	2021 二零二一年	
Directly held 直接持有					
QP Holdings Limited*	BVI / Hong Kong / 10 March 1998 英屬維爾京群島/ 香港/ 一九九八年三月十日	HK\$77,400 77,400港元	100%	100%	Investment holding 投資控股
Indirectly held 間接持有					
Q P International Limited 雋思國際企業有限公司	Hong Kong / Hong Kong / 16 March 2006 香港/ 香港/ 二零零六年三月十六日	HK\$1 1港元	100%	100%	Trading of paper products and investment holding 紙品貿易及投資控股
Q P Sourcing Limited 雋思物料開發有限公司	Hong Kong / Hong Kong / 2 April 2002 香港/ 香港/ 二零零二年四月二日	HK\$10,000 10,000港元	100%	100%	Sourcing of materials and products 材料及產品採購
Q P Printing Limited 雋思印刷有限公司	Hong Kong / Hong Kong / 5 July 1985 香港/ 香港/ 一九八五年七月五日	HK\$37,000,000 37,000,000港元	100%	100%	Trading of paper products and investment holding 紙品貿易及投資控股
QP (HK) Limited 雋思(香港)有限公司	Hong Kong / Hong Kong / 2 April 2002 香港/ 香港/ 二零零二年四月二日	HK\$10,000 10,000港元	100%	100%	Trading of paper products and investment holding 紙品貿易及投資控股

14 SUBSIDIARIES (Continued)

14 附屬公司(續)

Name of subsidiary 附屬公司名稱	(i) Country of incorporation/ establishment; (ii) Principal country of operations; (iii) Date of incorporation/ establishment (i) 註冊成立/成立國家; (ii) 主要營運國家; (iii) 註冊成立/成立日期	Issued and paid-up capital/ registered capital 已發行及繳足 股本/ 註冊資本	Effective interest held as at 於下列日期持有的 實際權益		Principal activities 主要業務
			2021 二零二一年	2020 二零二零年	
Indirectly held (Continued) 間接持有(續)					
Q P Trading Limited 雋思貿易有限公司	Hong Kong / Hong Kong / 21 May 2013 香港/香港/ 二零一三年五月二十一日	HK\$10,000 10,000港元	100% 100%	100% 100%	Trading of paper products and investment holding 紙品貿易及投資控股
Dongguan Zensee Printing Limited ¹ 東莞雋思印刷有限公司 ¹	PRC / PRC / 15 January 1992 中國/中國/ 一九九二年一月十五日	HK\$211,167,245 211,167,245港元	100% 100%	100% 100%	Manufacturing and trading of paper products 紙製品製造及貿易
Q P Enterprises Limited 雋思企業有限公司	Hong Kong / Hong Kong / 16 November 2017 香港/香港/ 二零一七年十一月十六日	HK\$10,000 10,000港元	100% 100%	100% 100%	Investment holding 投資控股
Taurus Printing (Heshan) Company Limited ^{1,*} 騰達印刷(鶴山)有限公司 ¹	PRC / PRC / 17 November 2006 中國/中國/ 二零零六年十一月十七日	US\$8,800,000 8,800,000美元	100% 100%	100% 100%	Manufacturing and trading of paper products 紙製品製造及貿易
DPI Laboratory Services Limited 雋思檢測服務有限公司	Hong Kong / Hong Kong / 22 June 2010 香港/香港/ 二零一零年六月二十二日	HK\$1 1港元	100% 100%	100% 100%	Provision of laboratory testing services 提供實驗室檢測服務
Product Innovator Limited 創意產品發展有限公司	Hong Kong / Hong Kong / 26 September 1996 香港/香港/ 一九九六年九月二十六日	HK\$370,000 370,000港元	100% 100%	100% 100%	Trading and retailing of merchandise and investment holding 商品貿易及零售以及投資控 股
Multi International Investment Group Limited 萬達國際投資集團有限公司	Hong Kong / Hong Kong / 3 March 2015 香港/香港/ 二零一五年三月三日	HK\$2 2港元	100% 100%	100% 100%	Property holding 物業控股

14 SUBSIDIARIES (Continued)

14 附屬公司(續)

Name of subsidiary 附屬公司名稱	(i) Country of incorporation/ establishment; (ii) Principal country of operations; (iii) Date of incorporation/ establishment (i) 註冊成立 / 成立國家; (ii) 主要營運國家; (iii) 註冊成立 / 成立日期	Issued and paid-up capital/ registered capital 已發行及繳足 股本/ 註冊資本	Effective interest held as at 於下列日期持有的 實際權益 2021 二零二一年 2020 二零二零年	Principal activities 主要業務	
Indirectly held (Continued) 間接持有(續)					
Eternity Year Investment Limited 萬年投資有限公司	Hong Kong / Hong Kong / 24 October 2014 香港 / 香港 / 二零一四年十月二十四日	HK\$2 2港元	100% 100%	100% 100%	Property holding 物業控股
Archer Praise Limited 弘億有限公司	Hong Kong / Hong Kong / 6 March 2015 香港 / 香港 / 二零一五年三月六日	HK\$2 2港元	100% 100%	100% 100%	Property holding 物業控股
Radiant Keen Limited 瑞兆有限公司	Hong Kong / Hong Kong / 13 March 2015 香港 / 香港 / 二零一五年三月十三日	HK\$2 2港元	100% 100%	100% 100%	Property holding 物業控股
Printer's Studio Limited [#]	Hong Kong / Hong Kong / 19 October 2009 香港 / 香港 / 二零零九年十月十九日	HK\$10,000 10,000港元	100% 100%	100% 100%	Sales of website products 於網站銷售產品
TianJin ZenSee Technology Co., Ltd ¹ 天津雋思科技有限公司 ¹	PRC / PRC / 19 May 2005 中國 / 中國 / 二零零五年五月十九日	HK\$30,000,000 30,000,000港元	100% 100%	100% 100%	Trading of paper products 紙品貿易
CS Works Corp. [#]	United States / United States / 16 May 2016 美國 / 美國 / 二零一六年五月十六日	US\$10 10美元	N/A 不適用	100% 100%	Provision of customer services 提供客戶服務

14 SUBSIDIARIES (Continued)

14 附屬公司(續)

Name of subsidiary 附屬公司名稱	(i) Country of incorporation/ establishment; (ii) Principal country of operations; (iii) Date of incorporation/ establishment (i) 註冊成立/成立國家; (ii) 主要營運國家; (iii) 註冊成立/成立日期	Issued and paid-up capital/ registered capital 已發行及繳足 股本/ 註冊資本	Effective interest held as at 於下列日期持有的 實際權益 2021 二零二一年	2020 二零二零年	Principal activities 主要業務
Indirectly held (Continued) 間接持有(續)					
Shenzhen Zen See Information Technology Co., Ltd.* 深圳雋思信息科技有限公司 ²	PRC / PRC / 9 May 2014 中國/中國/ 二零一四年五月九日	RMB100,000 人民幣100,000元	100%	100%	Provision of information technology support for web sales 為網站銷售提供資訊科技 支援
Dongguan ZenSee Product Testing Limited ² 東莞市雋思產品檢測有限 公司 ²	PRC / PRC / 9 February 2010 中國/中國/ 二零一零年二月九日	RMB4,000,000 人民幣 4,000,000元	100%	100%	Provision of laboratory testing services 提供實驗室檢測服務
Q P Holdings (Vietnam) Limited [#]	BVI / Hong Kong / 10 September 2020 英屬維爾京群島/香港/ 二零二零年九月十日	USD50,000 50,000美元	100%	100%	Investment holding 投資控股
Q P Trading (Vietnam) Company Limited [#]	Vietnam / Vietnam / 16 January 2020 越南/越南/ 二零二零年一月十六日	VND300,000,000 300,000,000 越南盾	100%	100%	Trading of paper products 紙品貿易
Q P Technology Development Limited 雋思科技發展有限公司	Hong Kong / Hong Kong / 20 May 2021 香港/香港/二零二一年五月二十 日	HK\$10,000 10,000港元	100%	N/A	Information Technology 資訊科技
makeplayingcards.com Limited [#]	Hong Kong / Hong Kong / 20 September 2021 香港/香港/二零二一年九月二十日	HK\$10,000 10,000港元	100%	N/A	Sales of website products 於網站銷售產品
createjigsawpuzzles.com Limited [#]	Hong Kong / Hong Kong / 20 September 2021 香港/香港/二零二一年九月二十日	HK\$10,000 10,000港元	100%	N/A	Sales of website products 於網站銷售產品
boardgamesmaker.com Limited [#]	Hong Kong / Hong Kong / 20 September 2021 香港/香港/二零二一年九月二十日	HK\$10,000 10,000港元	100%	N/A	Sales of website products 於網站銷售產品

14 SUBSIDIARIES (Continued)

14 附屬公司(續)

Name of subsidiary 附屬公司名稱	(i) Country of incorporation/ establishment; (ii) Principal country of operations; (iii) Date of incorporation/ establishment (i) 註冊成立/成立國家; (ii) 主要營運國家; (iii) 註冊成立/成立日期	Issued and paid-up capital/ registered capital 已發行及繳足 股本/ 註冊資本	Effective interest held as at 於下列日期持有的 實際權益		Principal activities 主要業務
			2021 二零二一年	2020 二零二零年	
Billion Space Development Limited 億星發展有限公司	Hong Kong / Hong Kong / 24 October 2014 香港/香港/二零一四年十月二十四日	HK\$2 2港元	100%	N/A	Property holding 物業控股
Brighten Wish Limited 皇富有限公司	Hong Kong / Hong Kong / 13 March 2015 香港/香港/二零一五年三月十三日	HK\$2 2港元	100%	N/A	Property holding 物業控股
Goldenway Fortune Limited 金利富威有限公司	Hong Kong / Hong Kong / 3 March 2015 香港/香港/二零一五年三月三日	HK\$2 2港元	100%	N/A	Property holding 物業控股
Mega Access Capital Resources Limited 富通資本有限公司	Hong Kong / Hong Kong / 16 March 2015 香港/香港/二零一五年三月十六日	HK\$2 2港元	100%	N/A	Property holding 物業控股
Universe Oriental Enterprise Limited 國際東方企業有限公司	Hong Kong / Hong Kong / 16 March 2015 香港/香港/二零一五年三月十六日	HK\$2 2港元	100%	N/A	Property holding 物業控股
Q P TRADING ASIA PTE. LTD.#	Singapore / Singapore / 26 April 2021 新加坡/新加坡/二零二一年四月二十六日	Singapore dollars 100 100新加坡元	100%	N/A	Wholesale of paper and paper products, and packaging materials 紙張、紙品及包裝物料批發
Q P Enterprise (Vietnam) Company Limited#	Vietnam / Vietnam / 7 December 2021 越南/越南/二零二一年十二月七日	VND67,980,000,000 67,980,000,000越南盾	100%	N/A	Manufacturing and trading of paper products 紙製品製造及貿易

Notes:

- These are wholly-owned foreign investment enterprises registered in the PRC.
 - These are wholly-domestic owned enterprises under the PRC law.
- * The English translation of the names of the companies and the types of legal entity types are for reference only. The official names/types are in Chinese.
- # The Chinese name of these companies are not available.

附註:

- 該等外商獨資公司乃於中國註冊成立。
 - 該等全內資公司乃根據中國法律註冊成立。
- * 英文譯名僅供參考，該等公司/法律實體類型的官方名稱為中文。
- # 該等公司概無中文名稱。

15 PROPERTY, PLANT AND EQUIPMENT 15 物業、廠房及設備

		Buildings 樓宇 HK\$'000 千港元	Leasehold improvements 租賃物業裝修 HK\$'000 千港元	Plant and machinery 廠房及機器 HK\$'000 千港元	Furniture and equipment 傢私及設備 HK\$'000 千港元	Motor vehicles 汽車 HK\$'000 千港元	Construction in progress 在建工程 HK\$'000 千港元	Total 總計 HK\$'000 千港元
At 1 January 2020	於二零二零年一月一日							
Cost	成本	163,383	84,830	425,305	85,339	11,834	–	770,691
Accumulated depreciation	累計折舊	(39,603)	(35,259)	(299,453)	(40,662)	(11,729)	–	(426,706)
Net book amount	賬面淨值	123,780	49,571	125,852	44,677	105	–	343,985
Year ended 31 December 2020	截至二零二零年十二月三十一日止年度							
Opening net book amount	年初賬面淨值	123,780	49,571	125,852	44,677	105	–	343,985
Additions	添置	12,920	9,529	25,607	4,312	1,367	12,375	66,110
Disposals	出售	–	–	(538)	(85)	–	–	(623)
Depreciation (Note 8)	折舊(附註8)	(7,642)	(9,069)	(19,431)	(8,325)	(170)	–	(44,637)
Exchange realignment	匯兌調整	5,532	3,439	6,295	2,231	15	735	18,247
Closing net book amount	年末賬面淨值	134,590	53,470	137,785	42,810	1,317	13,110	383,082
At 31 December 2020	於二零二零年十二月三十一日							
Cost	成本	184,632	100,762	479,907	94,134	12,313	13,110	884,858
Accumulated depreciation	累計折舊	(50,042)	(47,292)	(342,122)	(51,324)	(10,996)	–	(501,776)
Net book amount	賬面淨值	134,590	53,470	137,785	42,810	1,317	13,110	383,082
Year ended 31 December 2021	截至二零二一年十二月三十一日止年度							
Opening net book amount	年初賬面淨值	134,590	53,470	137,785	42,810	1,317	13,110	383,082
Additions	添置	26,211	7,815	38,072	8,893	43	1,744	82,778
Disposals	出售	–	–	(1,455)	(87)	–	–	(1,542)
Depreciation (Note 8)	折舊(附註8)	(8,820)	(9,599)	(23,531)	(8,623)	(285)	–	(50,858)
Exchange realignment	匯兌調整	2,228	1,375	3,350	927	6	386	8,272
Closing net book amount	年末賬面淨值	154,209	53,061	154,221	43,920	1,081	15,240	421,732
At 31 December 2021	於二零二一年十二月三十一日							
Cost	成本	214,374	102,320	498,614	102,700	12,453	15,240	945,701
Accumulated depreciation	累計折舊	(60,165)	(49,259)	(344,393)	(58,780)	(11,372)	–	(523,969)
Net book amount	賬面淨值	154,209	53,061	154,221	43,920	1,081	15,240	421,732

15 PROPERTY, PLANT AND EQUIPMENT (Continued)

Depreciation expenses of approximately HK\$27,071,000 and HK\$22,593,000 have been charged in “Cost of sales”, and approximately HK\$23,787,000 and HK\$22,044,000 have been charged in “Administrative expenses” for the years ended 31 December 2021 and 2020 respectively.

Buildings with a net carrying amount of approximately HK\$33,403,000 and HK\$35,020,000 were pledged as collateral for the banking facilities granted to the Group (Note 29) as at 31 December 2021 and 2020 respectively.

As at 31 December 2021 and 2020, formal real estate ownership certificates have not been obtained for certain of the Group’s properties with total carrying value of approximately HK\$2,171,000 and HK\$2,402,000 respectively. The Group has taken remedial actions and is in the process of obtaining the necessary real estate ownership certificates. In the opinion of the directors, the absence of formal title to these real estate ownership certificates is not an indicator for impairment in the value of these properties as the Group has paid the full purchase consideration for these buildings and the probability of being evicted on the ground of an absence of formal title is remote.

15 物業、廠房及設備(續)

截至二零二一年及二零二零年十二月三十一日止年度，分別約27,071,000港元及22,593,000港元的折舊開支已計入「銷售成本」，及分別約23,787,000港元及22,044,000港元的折舊開支已計入「行政開支」。

賬面淨值約33,403,000港元及35,020,000港元的樓宇已抵押作為本集團分別於二零二一年及二零二零年十二月三十一日獲授的銀行融資(附註29)的抵押品。

於二零二一年及二零二零年十二月三十一日，本集團並未就其總賬面值分別約為2,171,000港元及2,402,000港元的若干物業取得正式房地產權證。本集團已採取補救措施，且正在申請所需的房地產權證。董事認為，由於本集團已支付該等樓宇的全部購買代價及因缺少正式業權而被驅逐的可能性甚微，因此缺少該等房地產權證的正式業權並非表明該等物業的價值出現減值。

16 SHARE CAPITAL

16 股本

		As at 31 December 2021 於二零二一年 十二月 三十一日 Number of shares 股份數目	As at 31 December 2020 於二零二零年 十二月 三十一日 Number of shares 股份數目	As at 31 December 2021 於二零二一年 十二月 三十一日 HK\$'000 千港元	As at 31 December 2020 於二零二零年 十二月 三十一日 HK\$'000 千港元
Authorised:	法定：				
At beginning and end of the year	於年初及年末	2,000,000,000	2,000,000,000	20,000	20,000
Issued and fully paid:	已發行及繳足：				
At beginning of the year	年初	532,000,000	77,400	5,320	1
Paid up of capital	實收資本	—	77,400	—	1
Capitalisation issue (Note a)	資本化發行(附註a)	—	398,845,200	—	3,988
New issue of shares from Global Offering (Note b)	全球發售的新發行股份(附註b)	—	133,000,000	—	1,330
At end of the year	於年末	532,000,000	532,000,000	5,320	5,320

Notes:

- a. Pursuant to a written resolution of the then Shareholders, a total of 398,845,200 shares of HK\$0.01 each were allotted and issued at par value to the Shareholders immediately before the listing of the Company's shares on the Listing Date by way of capitalisation of HK\$3,988,452 from the Company's share premium account on the Listing Date.
- b. On the Listing Date, 133,000,000 new shares were issued at a price of HK\$1.18 per share in connection with the Company's listing on the Main Board of The Stock Exchange of Hong Kong Limited.

附註：

- a. 根據時任股東的書面決議案，緊接本公司股份於上市日期上市前，合共398,845,200股每股面值0.01港元的股份已按面值配發及發行予股東，方式為將本公司於上市日期的股份溢價賬中3,988,452港元撥充資本。
- b. 於上市日期，本公司於香港聯合交易所有限公司主板上市並以每股1.18港元價格發行133,000,000股新股。

17 INVESTMENT PROPERTY

17 投資物業

		As at 31 December 於十二月三十一日	
		2021 二零二一年 HK\$'000 千港元	2020 二零二零年 HK\$'000 千港元
Non-current assets — at fair value	非流動資產 — 按公平值		
At beginning of the year	於年初	2,135	2,135
Fair value changes	公平值變動	—	—
At end of the year	於年末	2,135	2,135

Investment property is situated in Hong Kong and rented out under operating leases. Amounts recognised in profit and loss for investment property are as follows:

投資物業位於香港，按經營租約出租。就投資物業於損益內確認的金額如下：

		Year ended 31 December 截至十二月三十一日止年度	
		2021 二零二一年 HK\$'000 千港元	2020 二零二零年 HK\$'000 千港元
Rental income recognised in other income	於其他收入確認的租賃收入	50	49
Direct operating expenses	直接營運開支	(6)	(6)
		44	43

The directors performed a valuation of the investment property under the market comparable approach using the current market price and adjusting for factors regarding the location and size of the property to determine the fair value as at 31 December 2021 and 2020. No change in fair value of investment property was recognised for the years ended 31 December 2021 and 2020.

董事根據市場可比較方法，使用當前市價及有關該物業位置及規模的調整因素對投資物業進行估值，以釐定於二零二一年及二零二零年十二月三十一日的公平值。截至二零二一年及二零二零年十二月三十一日止年度，投資物業的公平值並無變化。

The fair value measurement is categorised in Level 3 of the fair value hierarchy, and there were no transfers between level 1, 2 and 3 during the years ended 31 December 2021 and 2020.

公平值計量歸入公平值層級的第三層級，且於截至二零二一年及二零二零年十二月三十一日止年度，第一層、第二層及第三層之間並無轉撥。

The key inputs as at 31 December 2021 and 2020 are average market price of similar investment properties after adjusting for age, location, condition and surrounding facility. The higher the market price, the higher the fair value.

於二零二一年及二零二零年十二月三十一日的主要輸入數據為就樓齡、位置、狀況及周邊設施作出調整後的類似投資物業的平均市價。市價越高，公平值越高。

18 INTANGIBLE ASSETS

18 無形資產

		Goodwill 商譽 HK\$'000 千港元	Golf club Membership (Note) 高爾夫 俱樂部會籍 (附註) HK\$'000 千港元	Computer software 電腦軟件 HK\$'000 千港元	Total 總計 HK\$'000 千港元
Year ended 31 December 2020	截至二零二零年十二月三十一日止年度				
Opening net book amount	年初賬面淨值	24,280	943	591	25,814
Additions	添置	—	—	1,256	1,256
Amortisation (Note 8)	攤銷(附註8)	—	—	(400)	(400)
Exchange realignment	匯兌調整	1,674	—	63	1,737
Closing net book amount	年末賬面淨值	25,954	943	1,510	28,407
At 31 December 2020	於二零二零年十二月三十一日				
Cost	成本	25,954	943	2,291	29,188
Accumulated amortisation	累計攤銷	—	—	(781)	(781)
Net book amount	賬面淨值	25,954	943	1,510	28,407
Year ended 31 December 2021	截至二零二一年十二月三十一日止年度				
Opening net book amount	年初賬面淨值	25,954	943	1,510	28,407
Additions	添置	—	—	2,217	2,217
Amortisation (Note 8)	攤銷(附註8)	—	—	(618)	(618)
Exchange realignment	匯兌調整	710	—	30	740
Closing net book amount	年末賬面淨值	26,664	943	3,139	30,746
At 31 December 2021	於二零二一年十二月三十一日				
Cost	成本	26,664	943	4,558	32,165
Accumulated amortisation	累計攤銷	—	—	(1,419)	(1,419)
Net book amount	賬面淨值	26,664	943	3,139	30,746

Note: Golf club membership is stated at historical cost. The golf club membership has an indefinite life which is not subject to amortisation and is tested annually for impairment and applied fair value less costs to sell when determining its recoverable amounts. During the years ended 31 December 2021 and 2020, no impairment was made in relation to the golf club membership.

附註：高爾夫俱樂部會籍乃按歷史成本列賬。高爾夫俱樂部會籍年期並不確定，毋須攤銷，且每年進行減值測試，並於釐定可收回金額時採用公平價值減銷售成本。截至二零二一年及二零二零年十二月三十一日止年度，並無就高爾夫俱樂部會籍作出減值。

18 INTANGIBLE ASSETS (Continued)

Amortisation expenses relating to computer software of approximately HK\$618,000 and HK\$400,000 have been charged in “Administrative expenses” for the years ended 31 December 2021 and 2020, respectively.

Goodwill arose from the purchase of Taunus Printing (Heshan) Company Limited (“**TPC**”) from certain third parties during the year ended 31 December 2018.

Goodwill arising from acquisition is allocated to the relevant CGU, composed of Q P Enterprises Limited and TPC, which are expected to benefit from the business combination. Management reviews annually whether the carrying amount of a CGU is higher than the recoverable amount. The recoverable amount of a CGU is determined based on a value-in-use calculation with key parameters including revenue growth rate and gross profit margin. The calculation uses pre-tax cash flow projection based on five-year financial budget approved by management using the estimated growth rate of the relevant CGU, taking into account the Group’s overall growth rate of 3% and gross profit margin of 25%. Cash flows beyond the five-year period are extrapolated assuming a terminal growth rate of 3% and no material change in the existing scope of business, business environment and market conditions. The discount rate applied to the cash flow projections is 15% and management believes it reflects specific risks relating to the segment.

Management believes that any reasonably possible change in any of the key assumptions would not result in an impairment provision of goodwill. There was no impairment provision for intangible assets during the years ended 31 December 2021 and 2020.

18 無形資產(續)

截至二零二一年及二零二零年十二月三十一日止年度，分別約618,000港元及400,000港元的電腦軟件相關攤銷開支已於「行政開支」中扣除。

商譽來自二零一八年十二月三十一日止年度向若干第三方購買騰達印刷(鶴山)有限公司(「**TPC**」)。

收購產生的商譽分配至預期自業務合併中獲益的相關現金產生單位(由雋思企業有限公司及TPC組成)。管理層每年檢討現金產生單位的賬面值是否高於可收回金額。現金產生單位的可收回金額乃基於使用價值計算釐定，其主要參數包括收益增長率及毛利率。該計算方法是以管理層批准的五年財務預算為基礎，採用相關現金生產單位的估計增長率，並計及本集團的整體增長率3%及毛利率25%，進行稅前現金流量預測。超過五年期限的現金流量乃假設最終增長率為3%且現時業務範圍、經營環境及市況並無重大變動進行推算。適用於現金流量預測的貼現率為15%，且管理層認為其可反映與分部有關的特定風險。

管理層認為，倘任何主要假設出現任何合理的可能變動，並不會導致就商譽作出減值撥備。截至二零二一年及二零二零年十二月三十一日止年度，並無就無形資產作出減值撥備。

19 FINANCIAL INSTRUMENTS BY CATEGORY

19 按類別劃分的金融工具

		As at 31 December 於十二月三十一日	
		2021 二零二一年 HK\$'000 千港元	2020 二零二零年 HK\$'000 千港元
Financial assets	金融資產		
Financial assets at amortised cost	按攤銷成本列賬的 金融資產		
— Trade receivables	— 貿易應收款項	241,139	233,248
— Deposits, prepayments and other receivables (excluding prepayments and VAT receivables)	— 按金、預付款項及 其他應收款項 (不包括預付款項及 應收增值稅)	30,219	41,629
— Cash and cash equivalents	— 現金及現金等價物	158,781	236,670
Financial assets at fair value through profit or loss	按公平值計入損益的 金融資產		
— Derivative financial instruments	— 衍生金融工具	9,497	3,866
		439,636	515,413
Financial liabilities	金融負債		
Other financial liabilities at amortised cost	按攤銷成本列賬的 其他金融負債		
— Trade payables	— 貿易應付款項	130,779	122,423
— Accruals, provisions and other payables (excluding accrued staff costs, other taxes payables and provision for social insurance and housing provident fund)	— 應計費用、撥備及其他 應付款項(不包括應 計員工成本、其他應 付稅項及社會保險及 住房公積金撥備)	38,439	51,138
— Borrowings	— 借款	84,439	87,536
— Lease liabilities	— 租賃負債	4,478	5,407
		258,135	266,504

20 RIGHT-OF-USE ASSETS

20 使用權資產

		As at 31 December 於十二月三十一日	
		2021 二零二一年 HK\$'000 千港元	2020 二零二零年 HK\$'000 千港元
Land	土地	140,490	115,692
Properties	物業	4,700	5,580
Motor vehicles	汽車	324	858
		145,514	122,130

20 RIGHT-OF-USE ASSETS (Continued)

20 使用權資產(續)

		Land 土地 HK\$'000 千港元	Properties 物業 HK\$'000 千港元	Motor vehicles 汽車 HK\$'000 千港元	Total 總計 HK\$'000 千港元
Year ended 31 December 2020	截至二零二零年十二月三十一日止年度				
Opening net book amount	年初賬面淨值	114,633	4,490	1,636	120,759
Additions	添置	—	4,403	—	4,403
Remeasurement	重新計量	—	150	—	150
Amortisation (Note 8)	攤銷(附註8)	(2,602)	(3,425)	(778)	(6,805)
Disposal	出售	—	(220)	—	(220)
Exchange realignment	匯兌調整	3,661	182	—	3,843
Closing net book amount	年末賬面淨值	115,692	5,580	858	122,130
At 31 December 2020	於二零二零年十二月三十一日				
Cost	成本	125,143	13,319	3,894	142,356
Accumulated amortisation	累計攤銷	(9,451)	(7,739)	(3,036)	(20,226)
Net book amount	賬面淨值	115,692	5,580	858	122,130
Year ended 31 December 2021	截至二零二一年十二月三十一日止年度				
Opening net book amount	年初賬面淨值	115,692	5,580	858	122,130
Additions	添置	26,211	2,635	—	28,846
Amortisation (Note 8)	攤銷(附註8)	(2,938)	(3,588)	(534)	(7,060)
Exchange realignment	匯兌調整	1,525	73	—	1,598
Closing net book amount	年末賬面淨值	140,490	4,700	324	145,514
At 31 December 2021	於二零二一年十二月三十一日				
Cost	成本	153,045	12,605	3,894	169,544
Accumulated amortisation	累計攤銷	(12,555)	(7,905)	(3,570)	(24,030)
Net book amount	賬面淨值	140,490	4,700	324	145,514

20 RIGHT-OF-USE ASSETS (Continued)

The consolidated statement of profit or loss shows the following amounts relating to leases:

20 使用權資產(續)

綜合損益表列示以下與租賃有關之金額：

		As at 31 December 於十二月三十一日	
		2021 二零二一年 HK\$'000 千港元	2020 二零二零年 HK\$'000 千港元
Expense relating to short-term lease contract (Note 8)	與短期租賃合約相關之開支(附註8)	1,012	484
Amortisation of right-of-use assets (Note 8)	使用權資產攤銷(附註8)	7,060	6,805
Interest expenses (included in finance cost) (Note 10)	利息開支(計入融資成本)(附註10)	124	144

21 INVENTORIES

21 存貨

		As at 31 December 於十二月三十一日	
		2021 二零二一年 HK\$'000 千港元	2020 二零二零年 HK\$'000 千港元
Raw materials	原材料	33,761	36,820
Work in progress	在製品	28,815	30,909
Finished goods	成品	53,969	25,951
As at 31 December	於十二月三十一日	116,545	93,680

The cost of inventories recognised as expenses and included in "cost of sales" amounted to HK\$503,387,000 and HK\$429,322,000 for the years ended 31 December 2021 and 2020 respectively.

截至二零二一年及二零二零年十二月三十一日止年度，存貨成本確認為開支，計入「銷售成本」的金額分別為503,387,000港元及429,322,000港元。

21 INVENTORIES (Continued)

The carrying amount of inventories is stated net of provision for inventory obsolescences of HK\$16,796,000 (2020: HK\$20,334,000).

21 存貨(續)

存貨的賬面值經扣除滯銷存貨撥備16,796,000港元(二零二零年: 20,334,000港元)後呈列。

		As at 31 December 於十二月三十一日	
		2021 二零二一年 HK\$'000 千港元	2020 二零二零年 HK\$'000 千港元
Movement of inventory provision	存貨撥備變動:		
As at 1 January	於一月一日	20,334	17,655
(Reversal of)/provision for the year (Note 8)	年內(撥回)/撥備 (附註8)	(4,010)	1,248
Translation adjustment	匯兌調整	472	1,431
As at 31 December	於十二月三十一日	16,796	20,334

22 TRADE RECEIVABLES

Trade receivables

Trade receivables represent goods sold to third parties. The credit terms granted by the Group are generally ranging from 30 to 90 days.

22 貿易應收款項

		As at 31 December 於十二月三十一日	
		2021 二零二一年 HK\$'000 千港元	2020 二零二零年 HK\$'000 千港元
Trade receivables	貿易應收款項	241,139	233,248

貿易應收款項指向第三方銷售的貨品。本集團授出的信貸期一般介乎30至90天。

22 TRADE RECEIVABLES (Continued)

As at 31 December 2021 and 2020, the aging analysis of the trade receivables, based on invoice date, were as follows:

		As at 31 December 於十二月三十一日	
		2021 二零二一年 HK\$'000 千港元	2020 二零二零年 HK\$'000 千港元
Within 30 days	30天以內	98,619	99,497
31–60 days	31至60天	87,256	74,064
61–90 days	61至90天	38,311	32,854
Over 90 days	90天以上	16,953	26,833
		241,139	233,248

The maximum exposure to credit risk at the reporting date is the carrying value of the trade receivables. The Group does not hold any collateral as security.

The Group applies the simplified approach to provide for expected credit losses prescribed by HKFRS 9, which permits the use of the lifetime expected loss provision for all trade receivables. The Group considers the credit risk characteristics and the days past due to measure the expected credit losses. During the years ended 31 December 2021 and 2020, the expected losses for customers of sales of goods are minimal, given there is no history of significant defaults from customers and no adverse change is anticipated in the future business environment. No provision for impairment of trade receivables has been made throughout the years ended 31 December 2021 and 2020.

The carrying amounts of trade receivables approximate their fair values as at 31 December 2021 and 2020.

22 貿易應收款項(續)

於二零二一年及二零二零年十二月三十一日，按發票日期計算的貿易應收款項的賬齡分析如下：

於報告日期面臨的最大信貸風險為貿易應收款項的賬面值。本集團並無持有任何抵押品作抵押。

本集團應用香港財務報告準則第9號所訂明的簡化方法就預期信貸虧損計提撥備，其允許對所有貿易應收款項採用全期預期虧損撥備。本集團考慮信貸風險特徵及已逾期日數，以計量預期信貸虧損。於截至二零二一年及二零二零年十二月三十一日止年度，鑒於過往並無客戶重大違約，及預計未來營商環境並無不利變動，向客戶銷售貨品的預期虧損很少。於截至二零二一年及二零二零年十二月三十一日止年度，概無作出貿易應收款項的減值撥備。

於二零二一年及二零二零年十二月三十一日，貿易應收款項的賬面值與其公平值相若。

22 TRADE RECEIVABLES (Continued)

The Group's trade receivables were denominated in the following currencies:

		As at 31 December 於十二月三十一日	
		2021 二零二一年 HK\$'000 千港元	2020 二零二零年 HK\$'000 千港元
USD	美元	122,511	139,042
HKD	港元	111,566	88,844
RMB	人民幣	6,854	5,156
EUR	歐元	125	175
Others	其他	83	31
		241,139	233,248

22 貿易應收款項(續)

本集團的貿易應收款項乃以下列貨幣計值：

23 DEPOSITS, PREPAYMENTS AND OTHER RECEIVABLES

		As at 31 December 於十二月三十一日	
		2021 二零二一年 HK\$'000 千港元	2020 二零二零年 HK\$'000 千港元
Prepayments	預付款項	38,729	6,126
Other receivables	其他應收款項	6,762	5,889
Rental and other deposits	租金及其他按金	23,457	35,740
VAT receivables	應收增值稅	16,052	21,176
		85,000	68,931
Less: Non-current portion (Note)	減：非即期部分(附註)	(34,473)	(33,842)
Current portion	即期部分	50,527	35,089

23 按金、預付款項及其他應收款項

Note: Included in the non-current portion deposits and prepayment is a deposit paid in respect of acquisition of a subsidiary of HK\$nil (2020: HK\$20,000,000).

附註：非即期部分按金及預付款項包括收購一間附屬公司支付的按金零港元(二零二零年：20,000,000港元)。

The carrying amounts of deposits, prepayments and other receivables of the Group approximate their fair values as at 31 December 2021 and 2020.

於二零二一年及二零二零年十二月三十一日，本集團的按金、預付款項及其他應收款項的賬面值與其公平值相若。

23 DEPOSITS, PREPAYMENTS AND OTHER RECEIVABLES (Continued)

Their recoverability was assessed with reference to the credit status of each counterparty, and no expected credit loss has been made.

The Group's deposits, prepayments and other receivables were denominated in the following currencies:

		As at 31 December 於十二月三十一日	
		2021 二零二一年 HK\$'000 千港元	2020 二零二零年 HK\$'000 千港元
RMB	人民幣	42,315	42,572
HKD	港元	30,876	26,171
VND	越南盾	11,341	—
USD	美元	274	105
Others	其他	194	83
		85,000	68,931

23 按金、預付款項及其他應收款項(續)

其可收回性乃參照交易各方的信用狀況而評定，且並無預期信貸虧損。

本集團的按金、預付款項及其他應收款項乃以下列貨幣計值：

24 DERIVATIVE FINANCIAL INSTRUMENTS

		2021 二零二一年 HK\$'000 千港元	2020 二零二零年 HK\$'000 千港元
Forward foreign exchange contracts	遠期外匯合約		
As at 1 January	於一月一日	3,866	—
Fair value gain on derivative financial instruments (Note 6)	衍生金融工具的公平值收益(附註6)	13,655	3,866
Settlement of derivative financial instruments	衍生金融工具結算	(8,024)	—
As at 31 December	於十二月三十一日	9,497	3,866

24 衍生金融工具

The total notional principal amounts of the outstanding forward foreign exchange contracts as at 31 December 2021 were US\$46,000,000 (approximately HK\$358,800,000) (2020: US\$15,000,000 (approximately HK\$117,000,000)).

於二零二一年十二月三十一日，尚未到期的遠期外匯合約的名義本金總額為46,000,000美元(約358,800,000港元)(二零二零年：15,000,000美元(約117,000,000港元))。

25 CASH AND CASH EQUIVALENTS

25 現金及現金等價物

		As at 31 December 於十二月三十一日	
		2021 二零二一年	2020 二零二零年
		HK\$'000 千港元	HK\$'000 千港元
Short-term bank deposits	短期銀行存款	7,347	46,484
Cash on hand	手頭現金	300	411
Cash at bank	銀行現金	151,134	189,775
Total cash and cash equivalents	現金及現金等價物總額	158,781	236,670

The carrying amounts of short-term bank deposits, cash on hand and cash at bank are denominated in the following currencies:

短期銀行存款、手頭現金及銀行現金之賬面值乃以下列貨幣計值：

		As at 31 December 於十二月三十一日	
		2021 二零二一年	2020 二零二零年
		HK\$'000 千港元	HK\$'000 千港元
USD	美元	64,544	38,791
HKD	港元	62,544	131,838
RMB	人民幣	30,042	64,751
Others	其他	1,651	1,290
		158,781	236,670

26 SHARE PREMIUM AND RESERVES

Share premium of the Company is mainly attributable to the completion of the reorganisation and issuance of ordinary shares. Reserves during the years ended 31 December 2021 and 2020 comprised of capital reserve, statutory reserve, translation reserve and retained earnings.

As stipulated by the relevant PRC laws and regulations applicable to the Company's subsidiaries established and operated in the PRC, the subsidiaries are required to make appropriation from profit after tax (after offsetting prior years' losses) to statutory reserve. The PRC entities are required to transfer at least 10% of its net profit as determined under the PRC accounting rules and regulations, to their statutory reserve. The appropriations to the statutory reserve are required until the balance reaches 50% of the subsidiaries' registered capital. The statutory reserve can be utilised to offset prior year losses or be utilised for issuance of bonus shares. The Company's PRC subsidiaries are restricted in their ability to transfer a portion of their reserve either in the form of dividends, loans or advances.

The capital reserve of the Group represents the reserves arising from the reorganisation for the purpose of the Listing.

Retained earnings during the years ended 31 December 2021 and 2020 represents the deficits/equities of the operating companies after elimination of inter-company transactions and balances. The movements in retained earnings during the years ended 31 December 2021 and 2020 mainly comprised of profit for the year and dividends paid during the years ended 31 December 2021 and 2020. Please see Note 13 for more detail on the dividends.

26 股份溢價及儲備

本公司股份溢價主要由於重組完成及發行普通股。截至二零二一年及二零二零年十二月三十一日止年度的儲備包括資本儲備、法定儲備、換算儲備及保留盈利。

根據本公司於中國成立及經營之附屬公司適用的相關中國法律及法規的規定，該等附屬公司須將其除稅後溢利（經抵銷過往年度虧損）撥至法定儲備。中國實體須將根據中國會計準則及法規釐定的淨溢利的至少10%轉撥至其法定儲備。撥至法定儲備的金額須直至結餘達到附屬公司註冊資本的50%為止。法定儲備可用作抵銷過往年度虧損或用於發行紅股。本公司的中國附屬公司以股息、貸款或墊款方式轉讓其部分儲備的能力受到限制。

本集團的資本儲備指因上市重組而產生的儲備。

截至二零二一年及二零二零年十二月三十一日止年度的保留盈利指營運公司於對銷公司間交易及結餘後的虧絀／權益。保留盈利於截至二零二一年及二零二零年十二月三十一日止年度的變動主要包括年內溢利及截至二零二一年及二零二零年十二月三十一日止年度已派付的股息。有關股息的更多詳情，請參閱附註13。

27 TRADE PAYABLES

27 貿易應付款項

		As at 31 December 於十二月三十一日	
		2021 二零二一年 HK\$'000 千港元	2020 二零二零年 HK\$'000 千港元
Trade payables	貿易應付款項	130,779	122,423

As at 31 December 2021 and 2020, the aging analysis of the trade payables, based on invoice date, were as follows:

於二零二一年及二零二零年十二月三十一日，按發票日期計算的貿易應付款項的賬齡分析如下：

		As at 31 December 於十二月三十一日	
		2021 二零二一年 HK\$'000 千港元	2020 二零二零年 HK\$'000 千港元
Within 30 days	30天以內	63,799	63,335
31-60 days	31至60天	45,039	33,086
61-90 days	61至90天	15,870	17,288
Over 90 days	90天以上	6,071	8,714
		130,779	122,423

The carrying amounts of trade payables approximate their fair values as at 31 December 2021 and 2020.

於二零二一年及二零二零年十二月三十一日，貿易應付款項的賬面值與其公平值相若。

The Group's trade payables were denominated in the following currencies:

本集團的貿易應付款項乃以下列貨幣計值：

		As at 31 December 於十二月三十一日	
		2021 二零二一年 HK\$'000 千港元	2020 二零二零年 HK\$'000 千港元
RMB	人民幣	102,169	94,131
HKD	港元	23,688	21,380
USD	美元	3,747	6,684
Others	其他	1,175	228
		130,779	122,423

28 ACCRUALS, PROVISIONS AND OTHER PAYABLES

28 應計費用、撥備及其他應付款項

		As at 31 December 於十二月三十一日	
		2021 二零二一年 HK\$'000 千港元	2020 二零二零年 HK\$'000 千港元
Accrued staff costs	應計員工成本	48,044	42,417
Accrued expenses	應計開支	16,231	6,390
Other taxes payables	其他應付稅項	10,202	1,725
Provision for social insurance and housing provident fund	社會保險及住房公積金撥備	28,180	30,670
VAT payables	應付增值稅	—	10
Payables for properties, plants and equipment	就物業、廠房及設備應付款項	—	16,207
Other payables	其他應付款項	22,208	28,541
		124,865	125,960

The carrying amounts of accruals, provisions and other payables approximate their fair values as at 31 December 2021 and 2020.

於二零二一年及二零二零年十二月三十一日，應計費用、撥備及其他應付款項的賬面值與其公平值相若。

The Group's accruals, provisions and other payables were denominated in the following currencies:

本集團的應計費用、撥備及其他應付款項乃以下列貨幣計值：

		As at 31 December 於十二月三十一日	
		2021 二零二一年 HK\$'000 千港元	2020 二零二零年 HK\$'000 千港元
RMB	人民幣	86,394	88,270
HKD	港元	26,898	31,910
USD	美元	11,470	5,648
EUR	歐元	95	108
Others	其他	8	24
		124,865	125,960

29 BORROWINGS

29 借款

		As at 31 December 於十二月三十一日	
		2021 二零二一年 HK\$'000 千港元	2020 二零二零年 HK\$'000 千港元
Bank borrowings	銀行借款	84,439	87,536
Less: amounts due on demand and/or within one year shown under current liabilities	減：流動負債項下所示按 要求及／或於一年內到 期的款項	(84,439)	(80,080)
Non-current portion	非即期部分	—	7,456

As at 31 December 2021 and 2020, borrowings of approximately HK\$76,980,000 and HK\$24,773,000, respectively, are subject to repayable on demand clause.

於二零二一年及二零二零年十二月三十一日的借款分別約為76,980,000港元及24,773,000港元，須受要求償還條款約束。

As at 31 December 2021 and 2020, the Group's borrowings were repayable as follows:

於二零二一年及二零二零年十二月三十一日，本集團借款的還款期如下：

		As at 31 December 於十二月三十一日	
		2021 二零二一年 HK\$'000 千港元	2020 二零二零年 HK\$'000 千港元
Within 1 year	一年以內	61,363	58,545
Between 1 and 2 years	一至兩年	5,914	10,700
Between 2 and 5 years	兩至五年	12,023	9,773
Over 5 years	五年以上	5,139	8,518
		84,439	87,536

The above amounts due are based on the respective scheduled repayment dates set out in the loan agreements and ignore the effect of any repayment on demand clause.

上述到期款項乃根據貸款協議所載各預計還款日期所計算，並無考慮任何按要求償還條款的影響。

29 BORROWINGS (Continued)

The effective interest rates of the above loans (per annum) as at 31 December 2021 and 2020 are as follows:

		As at 31 December 於十二月三十一日	
		2021 二零二一年	2020 二零二零年
Bank borrowings	銀行借款	1-month HIBOR plus 1%–2% 一個月香港銀行同業 拆息利率加1%至2%	1-month/3-month HIBOR plus 1%–2% 一個月／三個月 香港銀行同業 拆息利率加1%至2%

As at 31 December 2021 and 2020, the borrowings are pledged by certain assets with carrying values shown below:

於二零二一年及二零二零年十二月三十一日，借款由若干資產作抵押，其賬面值列示如下：

		As at 31 December 於十二月三十一日	
		2021 二零二一年 HK\$'000 千港元	2020 二零二零年 HK\$'000 千港元
Right-of-use assets	使用權資產	57,845	59,112
Property, plant and equipment	物業、廠房及設備	33,403	35,020
		91,248	94,132

The carrying amounts of borrowings of the Group approximate their fair values as at 31 December 2021 and 2020.

於二零二一年及二零二零年十二月三十一日，本集團借款的賬面值與其公平值相若。

The Group's borrowings were denominated in HKD.

本集團的借款乃以港元計值。

30 BANKING FACILITIES

As at 31 December 2021, the Group had aggregate banking facilities of approximately HK\$197,026,000 (2020: HK\$226,333,000) for overdrafts, loans, letter of credit and trade financing. Unused facilities as at the same date amounted to approximately HK\$102,993,000 (2020: HK\$142,919,000). These facilities were secured by pledges over the Group's right-of-use assets and property, plant and equipment as set out in Note 29.

30 銀行融資

於二零二一年十二月三十一日，本集團與透支、貸款、信用證及貿易融資有關的銀行融資合計約為197,026,000港元(二零二零年：226,333,000港元)。於同日未動用的融資額約為102,993,000港元(二零二零年：142,919,000港元)。該等融資乃以抵押附註29所載本集團的使用權資產及物業、廠房及設備作擔保。

31 LEASE LIABILITIES

31 租賃負債

		As at 31 December 於十二月三十一日	
		2021 二零二一年 HK\$'000 千港元	2020 二零二零年 HK\$'000 千港元
Within one year	一年以內	2,839	3,376
Within a period of more than one year but not exceeding two years	期限超過一年，但不超過 兩年	1,538	1,516
Within a period of more than two years but not exceeding five years	期限超過兩年，但不超過 五年	101	515
		4,478	5,407
Less : Amount due for settlement with 12 months shown under current liabilities	減：流動負債項下所示12 個月內到期的款項	(2,839)	(3,376)
Amount due for settlement after 12 months shown under non-current liabilities	非流動負債項下所示12個 月後到期的款項	1,639	2,031

The Group leases various properties to operate its businesses and these lease liabilities were measured at net present value of the lease payments during the lease terms that are not yet paid. No extension option and no residual value guarantee are included in such property and equipment leases across the Group.

The total cash outflows for lease payment including lease liabilities and interest expenses on leases, for the years ended 31 December 2021 and 2020 were HK\$3,755,000 and HK\$3,478,000 respectively.

The total cash outflows for payments associated with short-term lease contract for the years ended 31 December 2021 and 2020 were HK\$1,012,000 and HK\$484,000 respectively.

本集團租賃多項物業以經營其業務，且該等租賃負債按租期內未支付租賃款項的現值淨額計量。續租選擇權及剩餘價值擔保概無計入本集團相關物業及設備租賃。

租賃款項的現金流出總額包括截至二零二一年及二零二零年十二月三十一日止年度的租賃負債及租賃利息開支，分別為3,755,000港元及3,478,000港元。

截至二零二一年及二零二零年十二月三十一日止年度與短期租賃合約有關之付款的現金流出總額分別為1,012,000港元及484,000港元。

32 DEFERRED INCOME TAX

The analysis of deferred income tax assets and deferred income tax liabilities are as follows:

		As at 31 December 於十二月三十一日	
		2021 二零二一年 HK\$'000 千港元	2020 二零二零年 HK\$'000 千港元
Deferred income tax assets to be recovered after more than 12 months	超過12個月後將予收回的遞延所得稅資產	6,466	7,274
Deferred income tax assets to be recovered within 12 months	12個月內將予收回的遞延所得稅資產	2,401	1,116
		8,867	8,390
Deferred income tax liabilities to be recovered after more than 12 months	超過12個月後將予收回的遞延所得稅負債	(9,404)	(16,062)
Deferred income tax liabilities to be recovered within 12 months	12個月內將予收回的遞延所得稅負債	(1,030)	(536)
		(10,434)	(16,598)
Deferred income tax liabilities, net	遞延所得稅負債淨額	(1,567)	(8,208)

The net movement on the deferred income tax account is as follows:

遞延所得稅的淨變動如下：

		As at 31 December 於十二月三十一日	
		2021 二零二一年 HK\$'000 千港元	2020 二零二零年 HK\$'000 千港元
At 1 January	於一月一日	(8,208)	(6,820)
Credited/(charged) to profit or loss (Note 11)	計入/(扣除自)損益(附註11)	6,778	(859)
Translation adjustment	匯兌調整	(137)	(529)
		(1,567)	(8,208)

32 DEFERRED INCOME TAX (Continued)

The movement in deferred income tax assets and liabilities during the years ended 31 December 2021 and 2020, without taking into consideration the offsetting of balances within the same tax jurisdiction, is as follows:

Deferred income tax assets

		Property, plant and equipment	Inventory provision	Provision for social insurance and housing provident fund	Others	Total
		物業、 廠房及設備	存貨撥備	社會保險及 住房公積金 撥備	其他	總計
		HK\$'000	HK\$'000	HK\$'000	HK\$'000	HK\$'000
		千港元	千港元	千港元	千港元	千港元
Balances at 1 January 2020	於二零二零年一月一日的結餘	869	5,009	5,573	3,341	14,792
(Charged)/credited to profit or loss	(扣除自)/計入損益	(61)	(1,979)	(292)	29	(2,303)
Translation adjustment	匯兌調整	2	227	379	233	841
Balances at 31 December 2020 and 1 January 2021	於二零二零年十二月三十一日及 二零二一年一月一日的結餘	810	3,257	5,660	3,603	13,330
Credited/(charged) to profit or loss	計入/(扣除自)損益	739	(957)	(1,311)	1,842	313
Translation adjustment	匯兌調整	(121)	74	134	108	195
Balances at 31 December 2021	於二零二一年十二月三十一日的 結餘	1,428	2,374	4,483	5,553	13,838

32 遞延所得稅(續)

遞延所得稅資產及負債於截至二零二一年及二零二零年十二月三十一日止年度(並無考慮結餘可在同一稅務司法權區內抵銷)的變動如下:

遞延所得稅資產

32 DEFERRED INCOME TAX (Continued)

Deferred income tax liabilities

32 遞延所得稅(續)

遞延所得稅負債

		Property, plant and equipment 物業、 廠房及設備 HK\$'000 千港元	Land use right 土地使用權 HK\$'000 千港元	Total 總計 HK\$'000 千港元
Balances at 1 January 2020	於二零二零年一月一日 的結餘	13,902	7,710	21,612
Credited to profit or loss	計入損益	(1,247)	(197)	(1,444)
Translation adjustment	匯兌調整	849	521	1,370
Balances at 31 December 2020 and 1 January 2021	於二零二零年十二月 三十一日及二零二一年 一月一日的結餘	13,504	8,034	21,538
Credited to profit or loss	計入損益	(2,958)	(3,507)	(6,465)
Translation adjustment	匯兌調整	167	165	332
Balances at 31 December 2021	於二零二一年十二月 三十一日的結餘	10,713	4,692	15,405

The Group takes into account the probability that deductible temporary differences or tax losses carried forward can be utilised against future taxable profits on recognition of deferred income tax assets. In assessing recoverability of deferred income tax assets, the Group takes into account scheduled reversal of deferred income tax liabilities and projected future taxable profit.

本集團於確認遞延所得稅資產時已考慮可扣減暫時性差額或已結轉稅項虧損可用以抵銷未來應課稅溢利的可能性。於評估遞延所得稅資產的可收回性時，本集團考慮遞延所得稅負債的計劃撥回及預計未來應課稅溢利。

32 DEFERRED INCOME TAX (Continued)

Deferred income tax liabilities (Continued)

The expiration of tax losses carried forward for which deferred income tax assets are not recognised is as follows:

32 遞延所得稅(續)

遞延所得稅負債(續)

已結轉稅項虧損(未確認遞延所得稅資產)的期限如下:

		As at 31 December 於十二月三十一日	
		2021 二零二一年 HK\$'000 千港元	2020 二零二零年 HK\$'000 千港元
Tax losses expiring within 5 years	五年內到期的稅項虧損	16,283	15,396
Tax losses expiring after 5 years	五年後到期的稅項虧損	4,098	2,768
Total	總計	20,381	18,164

As at 31 December 2021 and 2020, deferred income tax liabilities have not been recognised for the withholding tax that would be payable on the distributable retained earnings amounting to approximately HK\$245,991,500 and HK\$198,934,000, respectively, of the Company's subsidiaries in the PRC earned after 1 January 2008. Such amounts are not expected to be distributed to the subsidiaries incorporated outside of the PRC in the foreseeable future.

於二零二一年及二零二零年十二月三十一日，尚無就本公司於中國的附屬公司在二零零八年一月一日後賺取的可供分配保留盈利分別約245,991,500港元及198,934,000港元應付的預扣稅確認遞延所得稅負債。於可見將來，預期該等款項不會分派予在中國境外註冊成立的附屬公司。

33 CASH GENERATED FROM OPERATIONS

33 經營所得現金

		Year ended 31 December 截至十二月三十一日止年度	
		2021 二零二一年 HK\$'000 千港元	2020 二零二零年 HK\$'000 千港元
Profit before income tax	除所得稅前溢利	130,832	159,477
Adjustments for:	就以下各項作出調整：		
Depreciation of property, plant and equipment	物業、廠房及設備折舊	50,858	44,637
Loss on disposals of property, plant and equipment	出售物業、廠房及設備虧損	1,029	484
(Reversal of)/provision for inventory obsolescence	滯銷存貨(撥回)/撥備	(4,010)	1,248
Amortisation of right-of-use assets	使用權資產攤銷	7,060	6,805
Amortisation of intangible assets	無形資產攤銷	618	400
Finance income	融資收入	(1,088)	(1,925)
Finance costs	融資成本	1,725	4,815
Termination of lease contract	終止租賃合約	—	(13)
Reversal of social security insurance provision	社保撥備撥回	(2,516)	(1,523)
Fair value gain on derivative financial instruments	衍生金融工具公平值收益	(13,655)	(3,866)
Unrealised exchange loss	未變現匯兌虧損	7,079	14,174
		177,932	224,713
Changes in working capital:	營運資金變動：		
Inventories	存貨	(16,327)	(3,401)
Trade receivables	貿易應收款項	(7,726)	(65,915)
Deposits, prepayments and other receivables	按金、預付款項及其他應收款項	(3,927)	(223)
Trade payables	貿易應付款項	5,689	24,439
Accruals, provisions and other payables	應計費用、撥備及其他應付款項	(922)	7,203
Contract liabilities	合約負債	1,058	4,740
Cash generated from operations	經營所得現金	155,777	191,556

33 CASH GENERATED FROM OPERATIONS (Continued)

In the consolidated statement of cash flows, proceeds from disposals of property, plant and equipment comprise:

33 經營所得現金(續)

在綜合現金流量表中，出售物業、廠房及設備所得款項包括：

		Year ended 31 December 截至十二月三十一日止年度	
		2021 二零二一年 HK\$'000 千港元	2020 二零二零年 HK\$'000 千港元
Net book amount	賬面淨值	1,542	623
Loss on disposals of property, plant and equipment (Note 6)	出售物業、廠房及設備虧損(附註6)	(1,029)	(484)
Proceeds from disposal of property, plant and equipment	出售物業、廠房及設備所得款項	513	139
Decrease in receivable as at 31 December	於十二月三十一日的應收款項減少	—	15,412
Cash flow from disposals of property, plant and equipment	來自出售物業、廠房及設備的現金流入	513	15,551

33 CASH GENERATED FROM OPERATIONS (Continued)

This section sets out an analysis of reconciliation of liabilities from financing activities for each of the years presented:

33 經營所得現金(續)

本節載列於所示各年度的融資活動所產生的負債對賬分析：

		Lease liabilities 租賃負債 HK\$'000 千港元	Borrowings 借款 HK\$'000 千港元	Total 總計 HK\$'000 千港元
Year ended 31 December 2021	截至二零二一年十二月三十一日止年度			
As at 1 January 2021	於二零二一年一月一日	5,407	87,536	92,943
Changes from financing cash flows:	融資現金流量變動：			
Proceeds from borrowings	借款所得款項	—	212,000	212,000
Repayment of borrowings	償還借款	—	(215,309)	(215,309)
Interest paid	已付利息	—	(1,389)	(1,389)
Capital element of lease rentals paid	已付租金本金部分	(3,631)	—	(3,631)
Interest element of lease rentals paid	已付租金利息部分	(124)	—	(124)
Total changes from financing cash flows	融資現金流量變動總額	(3,755)	(4,698)	(8,453)
Exchange adjustments/other non-cash movement	匯兌調整／其他非現金變動	67	—	67
Other changes:	其他變動：			
Increase in lease liabilities from entering into new leases during the year	年內訂立新租賃導致租賃負債增加	2,635	—	2,635
Interest expenses	利息開支	124	1,601	1,725
Total other changes	其他變動總額	2,759	1,601	4,360
At 31 December 2021	於二零二一年十二月三十一日	4,478	84,439	88,917

33 CASH GENERATED FROM OPERATIONS (Continued)

33 經營所得現金(續)

		Lease liabilities 租賃負債 HK\$'000 千港元	Borrowings 借款 HK\$'000 千港元	Total 總計 HK\$'000 千港元
Year ended 31 December 2020	截至二零二零年十二月三十一日止年度			
As at 1 January 2020	於二零二零年一月一日	4,333	188,287	192,620
Changes from financing cash flows:	融資現金流量變動：			
Proceeds from borrowings	借款所得款項	—	77,000	77,000
Repayment of borrowings	償還借款	—	(178,699)	(178,699)
Interest paid	已付利息	—	(3,723)	(3,723)
Capital element of lease rentals paid	已付租金本金部分	(3,334)	—	(3,334)
Interest element of lease rentals paid	已付租金利息部分	(144)	—	(144)
Total changes from financing cash flows	融資現金流量變動總額	(3,478)	(105,422)	(108,900)
Exchange adjustments/other non-cash movement	匯兌調整／其他非現金變動	(145)	—	(145)
Other changes:	其他變動：			
Increase in lease liabilities from entering into new leases during the year	年內訂立新租賃導致租賃負債增加	4,553	—	4,553
Interest expenses	利息開支	144	4,671	4,815
Total other changes	其他變動總額	4,697	4,671	9,368
At 31 December 2020	於二零二零年十二月三十一日	5,407	87,536	92,943

34 COMMITMENTS

(a) Capital commitments

At 31 December 2021 and 2020 capital expenditure contracted for but not yet incurred are as follows:

		As at 31 December 於十二月三十一日	
		2021 二零二一年 HK\$'000 千港元	2020 二零二零年 HK\$'000 千港元
Capital expenditure contracted for but not yet incurred	已訂約但尚未產生的資本開支		
— Property, plant and equipment	— 物業、廠房及設備	25,004	6,392

(b) Operating lease commitments

(i) As a lessee

As at 31 December 2021 and 2020, the Group had future aggregate minimum lease payments under non-cancellable operating leases in respect of office premises, factory premises and equipments as follows:

		As at 31 December 於十二月三十一日	
		2021 二零二一年 HK\$'000 千港元	2020 二零二零年 HK\$'000 千港元
No later than one year	一年內	12	31

34 承擔

(a) 資本承擔

於二零二一年及二零二零年十二月三十一日，已訂約但尚未產生的資本開支如下：

(b) 經營租賃承擔

(i) 作為承租人

於二零二一年及二零二零年十二月三十一日，本集團於不可撤銷經營租賃下須就辦公物業、廠房物業及設備支付的未來最低租賃款項總額如下：

34 COMMITMENTS (Continued)

(b) Operating lease commitments (Continued)

(ii) As a lessor

As at 31 December 2021 and 2020, the Group's had future aggregate minimum lease receipts under non-cancellable operating leases in respect of investment property are as follows:

		As at 31 December 於十二月三十一日	
		2021 二零二一年	2020 二零二零年
		HK\$'000 千港元	HK\$'000 千港元
No later than one year	一年內	34	34

34 承擔(續)

(b) 經營租賃承擔(續)

(ii) 作為出租人

於二零二一年及二零二零年十二月三十一日，本集團於不可撤銷經營租賃下就投資物業收取的未來最低租賃款項總額如下：

35 RELATED PARTY TRANSACTIONS

For the purposes of this report, parties are considered to be related to the Group if the party has the ability, directly or indirectly, to exercise significant influence over the Group in making financial and operating decisions. Related parties may be individuals (being members of key management personnel, significant shareholders and/or their close family members) or other entities and include entities which are under the significant influence of related parties of the Group where those parties are individuals. Parties are also considered to be related if they are subject to common control.

35 關聯方交易

就本報告而言，如一方可直接或間接對本集團的財務及營運決策施加重大影響力，則該方被視為與本集團有關聯。關聯方可能是個人(即主要管理人員、主要股東及／或彼等的近親家屬成員)或其他實體，並包括受本集團關聯方(該等關聯方須為個人)重大影響的實體。受共同控制的各方亦被視為有關聯。

35 RELATED PARTY TRANSACTIONS (Continued)

The directors are of the view that the following individuals and companies were related parties that had transactions or balances with the Group during the years ended 31 December 2021 and 2020:

Name of related parties 關聯方姓名／名稱	Relationship with the Company/Group 與本公司／本集團的關係
Big Elegant Limited 鉅雋有限公司	Controlled by two of the executive directors of the Company 由本公司的兩名執行董事所控制
Hongkong Shine Tak Foundation Association Limited 香港善德基金會有限公司	Controlled by one of the executive directors of the Company 由本公司的一名執行董事所控制

Other than those transactions and balances disclosed elsewhere in this report, the following transactions were carried out with related parties during the years ended 31 December 2021 and 2020:

(a) Transactions with related parties

The following transactions were undertaken by the Group with related parties during the years ended 31 December 2021 and 2020:

35 關聯方交易(續)

董事認為，以下個人及公司為於截至二零二一年及二零二零年十二月三十一日止年度與本集團進行交易或錄得結餘的關聯方：

除本報告其他章節所披露的交易及結餘外，以下交易乃與關聯方於截至二零二一年及二零二零年十二月三十一日止年度進行：

(a) 關聯方交易

以下交易乃由本集團與關聯方於截至二零二一年及二零二零年十二月三十一日止年度進行：

		Year ended 31 December 截至十二月三十一日止年度	
		2021 二零二一年 HK\$'000 千港元	2020 二零二零年 HK\$'000 千港元
Rental payment to:	支付租賃款項：		
— Big Elegant Limited	— 鉅雋有限公司	1,140	1,140
Donation to:	捐款予：		
— Hongkong Shine Tak Foundation Association Limited	— 香港善德基金會有限 公司	200	150

The amounts shown on the above table represent the cash amounts paid to the related parties during the years ended 31 December 2021 and 2020.

上表所示金額為截至二零二一年及二零二零年十二月三十一日止年度向關聯方支付的現金金額。

35 RELATED PARTY TRANSACTIONS (Continued)

(a) Transactions with related parties (Continued)

On 1 September 2019, the Group entered into a lease with Big Elegant Limited in respect of a property in Hong Kong with a lease term from 1 September 2019 to 31 December 2021. At the commencement date of the lease, the Group recognised a right-of-use asset and a lease liability of HK\$2,587,000. As at 31 December 2021, the lease liability balance under this lease amounted to HK\$nil (2020: HK\$1,127,000).

On 2 December 2021, the Group entered into a lease with Big Elegant Limited in respect of a property in Hong Kong with a lease term from 1 January 2022 to 31 December 2023. At the commencement date of the lease, the Group recognised a right-of-use asset and a lease liability of HK\$2,063,000. As at 31 December 2021, the lease liability balance under this lease amounted to HK\$2,063,000.

Such operating lease payment to the related party has been classified and presented as depreciation of the right-of-use assets and interest expense accrued over the lease liabilities due to the adoption of HKFRS 16.

The above transaction with a related party was conducted in the ordinary course of the business of the Group based on the terms mutually agreed between the relevant parties.

(b) Key management compensation

Key management includes directors of the Group. The compensation paid or payable to key management for employee services is disclosed in Note 9.

35 關聯方交易(續)

(a) 關聯方交易(續)

於二零一九年九月一日，本集團與鉅雋有限公司就一處香港物業訂立一項租賃，租期由二零一九年九月一日至二零二一年十二月三十一日。於租賃開始日期，本集團確認使用權資產及租賃負債2,587,000港元。於二零二一年十二月三十一日，該租賃項下的租賃負債結餘為零港元(二零二零年：1,127,000港元)。

於二零二一年十二月二日，本集團與鉅雋有限公司就一處香港物業訂立一項租賃，租期由二零二二年一月一日至二零二三年十二月三十一日。於租賃開始日期，本集團確認使用權資產及租賃負債2,063,000港元。於二零二一年十二月三十一日，該租賃項下的租賃負債結餘為2,063,000港元。

由於採用香港財務報告準則第16號，該等向關聯方支付的經營租賃款項已分類並呈列為使用權資產的折舊及租賃負債的應計利息開支。

上述與關聯方的交易乃於本集團日常業務過程中根據有關各方共同協定的條款進行。

(b) 主要管理層薪酬

主要管理層包括本集團董事。就僱員服務已付或應付主要管理層的薪酬於附註9披露。

36 STATEMENT OF FINANCIAL POSITION AND RESERVE MOVEMENT OF THE COMPANY

36 本公司財務狀況及儲備 變動表

Statement of financial position of the Company

本公司財務狀況表

		As at 31 December 於十二月三十一日	
		2021 二零二一年 HK\$'000 千港元	2020 二零二零年 HK\$'000 千港元
	Note 附註		
Assets	資產		
Non-current asset	非流動資產		
Investment in a subsidiary	於一間附屬公司的投資	3,763	3,763
Current assets	流動資產		
Prepayment	預付款項	151	—
Amounts due from subsidiaries	應收附屬公司款項	172,076	110,546
Cash and cash equivalents	現金及現金等價物	73,933	72,258
Total assets	資產總值	249,923	186,567
Equity and liabilities	權益及負債		
Equity attributable to equity holders of the Company	本公司權益股東應佔權益		
Share capital	股本	5,320	5,320
Share premium	股份溢價	139,593	139,593
Reserves	儲備	2,686	3,206
Total equity	權益總額	147,599	148,119
Liabilities	負債		
Current liabilities	流動負債		
Amounts due to subsidiaries	應付附屬公司款項	102,324	38,433
Accruals	應計費用	—	15
Total liabilities	負債總值	102,324	38,448
Total equity and liabilities	權益及負債總值	249,923	186,567

36 STATEMENT OF FINANCIAL POSITION AND RESERVE MOVEMENT OF THE COMPANY (Continued) **36 本公司財務狀況及儲備變動表(續)**

Reserve movement of the Company

本公司儲備變動表

		Share capital 股本 HK\$'000 千港元	Share Premium 股份溢價 HK\$'000 千港元	Retained earnings 保留溢利 HK\$'000 千港元	Total 總計 HK\$'000 千港元
Balances at 1 January 2020	於二零二零年一月一日的結餘	1	3,762	(1,319)	2,444
Profit for the year	年內溢利	—	—	63,045	63,045
Paid up of capital	實付資本	1	(1)	—	—
Capitalisation issue	資本化發行	3,988	(3,988)	—	—
Issuance of ordinary shares	發行普通股	1,330	155,610	—	156,940
Underwriting commissions and other issuance costs	包銷佣金及其他發行成本	—	(15,790)	—	(15,790)
Dividends paid	已付股息	—	—	(58,520)	(58,520)
		5,319	135,831	(58,520)	82,630
Balance at 31 December 2020 and 1 January 2021	於二零二零年十二月三十一日及二零二一年一月一日的結餘	5,320	139,593	3,206	148,119
Profit for the year	年內溢利	—	—	73,960	73,960
Dividends paid	已付股息	—	—	(74,480)	(74,480)
Balances at 31 December 2021	於二零二一年十二月三十一日的結餘	5,320	139,593	2,686	147,599

CONSOLIDATED RESULTS

綜合業績

		Year ended 31 December 截至十二月三十一日止年度				
		2017	2018	2019	2020	2021
		二零一七年	二零一八年	二零一九年	二零二零年	二零二一年
		HK\$'000	HK\$'000	HK\$'000	HK\$'000	HK\$'000
		千港元	千港元	千港元	千港元	千港元
Revenue	收益	1,079,630	1,162,979	1,193,641	1,232,631	1,389,759
Gross profit	毛利	275,663	282,067	365,558	436,866	430,108
Profit before income tax	除所得稅前溢利	96,259	59,152	101,446	159,477	130,832
Income tax expense	所得稅開支	(17,370)	(8,161)	(17,158)	(30,129)	(11,790)
Profit for the year	年內溢利	78,889	50,991	84,288	129,348	119,042
Profit attributable to equity holders of the Company	本公司權益股東應佔溢利	78,889	50,991	84,288	129,348	119,042

CONSOLIDATED ASSETS, EQUITY AND LIABILITIES

綜合資產、權益及負債

		As at 31 December 截至十二月三十一日止年度				
		2017	2018	2019	2020	2021
		二零一七年	二零一八年	二零一九年	二零二零年	二零二一年
		HK\$'000	HK\$'000	HK\$'000	HK\$'000	HK\$'000
		千港元	千港元	千港元	千港元	千港元
Assets	資產					
Non-current assets	非流動資產	404,303	547,907	520,633	577,986	643,467
Current assets	流動資產	391,483	392,010	435,627	602,677	576,550
Total assets	資產總值	795,786	939,917	956,260	1,180,663	1,220,017
Equity and liabilities	權益及負債					
Non-current liabilities	非流動負債	5,438	109,222	100,686	26,085	12,073
Current liabilities	流動負債	337,476	361,229	321,077	370,211	361,630
Total liabilities	負債總值	342,914	470,451	421,763	396,296	373,703
Equity attributable to equity holders of the Company	本公司權益股東應佔權益	452,872	469,466	534,497	784,367	846,314
Total equity and liabilities	權益及負債總值	795,786	939,917	956,260	1,180,663	1,220,017



QP Group

雋思集團

Q P Group Holdings Limited

雋思集團控股有限公司