



2022
ANNUAL REPORT
年報

Fufeng Group Limited
阜豐集團有限公司

(incorporated in the Cayman Islands with limited liability)
(於開曼群島註冊成立之有限公司)

Stock Code 股份代號: 546





CONTENTS

目錄

Chairman's Letter 主席信札	2
Financial Highlights 財務摘要	4
Management Review 管理層回顧	
Market Overview 市場概覽	5
Business and Financial Review 業務及財務回顧	7
Outlook and Future Plan 展望及未來計劃	22
Other Information 其他資料	24
Reports and Financials 報告及財務資料	
ESG Executive Summary ESG管理層摘要	26
Corporate Governance Report 企業管治報告	29
Directors' Report 董事會報告	47
Independent Auditor's Report 獨立核數師報告	61
Consolidated Financial Statements 合併財務報表	68
Corporate & Share Information 公司及股份資料	
Corporate Information 公司資料	193
Biographies of Directors and Senior Management 董事及高級管理層履歷	195
Five-year Summary 五年摘要	199
Production Bases 生產基地	201
Major Products Processing Map 主要產品生產程序圖	202
Share Information 股份資料	203
Glossary 詞彙	204



CHAIRMAN'S LETTER

主席信札

Dear Shareholders,

2022 was a landmark year for the Group as we continued on our strong growth trajectory and achieved remarkable operating results, despite a host of global economic and geopolitical challenges, including high inflation, monetary tightening policies and interest rate rises by key central banks, the resurgence of the COVID pandemic in China as well as the Russia-Ukraine conflict.

I am incredibly proud of our outstanding team to deliver better than expected results in 2022. Revenue of key business segments (including food additives, animal nutrition and colloid) increased significantly during the Year. Turnover and net profit of the Group increased by 27.6% and 201.5% respectively, reaching approximately RMB27.5 billion and RMB3.9 billion, all at new highs. Gross profit margin increased by 8.2 percentage points to 26.3%. These results are a culmination of a well-ingrained performance culture focused on continuous improvement, profitable growth, active pricing, cost management and strong capital discipline.

During the Year, we accumulated a high level of US dollar position generating from our export sales. In order to lower our borrowing costs, we fully repaid the USD400 million syndicated bank loan. We took the RMB loans with lower borrowing costs instead. We also posted FX gains from our USD cash position and the termination of the USD swap for the syndicated bank loan.

Reflecting strong confidence in our financial position and rewarding your support, the Board has proposed a final dividend of HK29.0 cents and a special final dividend of HK4.1 cents per share. This results in a full-year dividend of HK69.7 cents per share (including the interim dividend of HK32.0 cents and a special interim dividend of HK4.6 cents per share), with a full-year dividend payout ratio of 40% (2021: 35%).

Of course, our measure of success is defined by more than financial numbers. We further strengthened our ESG strategy under the leadership of the ESG Committee. We believe that the integration of ESG considerations throughout our operations is essential for our sustainable development.

Moving forward, we will continue our internationalisation plan notwithstanding the delay of the US construction project and will launch three strategic regional sales offices in America, Europe and Southeast Asia with an aim to serve our overseas customers directly.

各位尊敬的股東：

二零二二年是本集團的里程碑。儘管全球經濟及地緣政治面臨一系列挑戰，包括通脹高企、主要央行實行貨幣緊縮政策及加息、中國新冠疫情反覆及迭加俄烏衝突，但我們仍能保持強勁的增長軌跡並取得了亮麗的經營業績。

對於我們優秀的團隊在二零二二年取得超出預期的業績，本人感到無比自豪。主要業務分部（包括食品添加劑、動物營養及膠體）的收入於本年度大幅提高。本集團營業額及淨利潤同時創下新高，分別增長27.6%和201.5%，達到約人民幣275億元及人民幣39億元。毛利率上升8.2個百分點至26.3%。這些結果是根深蒂固的績效文化的結晶，專注於持續改進、盈利增長、主動定價、成本管理和嚴格的資本管控。

於本年度，我們從出口銷售積累了高額的美元頭寸。為降低借貸成本，我們全數償還了4億美元的銀團貸款，改為借入成本較低的人民幣貸款。我們還錄得美元現金頭寸及銀團貸款美元掉期終止所帶來的外匯收益。

出於對我們財務狀況的堅定信心及為回報各位股東的支持，董事會已建議派發每股29.0港仙的末期股息及每股4.1港仙的特別末期股息。因此全年股息為每股69.7港仙（包括中期股息每股32.0港仙及特別中期股息每股4.6港仙），全年派息率為40%（二零二一年：35%）。

當然，我們衡量成功的標準不僅僅是財務數據。於二零二二年，在ESG委員會的領導下，我們進一步加強ESG戰略。我們深信在整個營運過程中加入ESG因素，對我們的可持續發展而言至關重要。

展望未來，儘管美國建設項目有所推遲，但我們將繼續推進國際化計劃，並將於美洲、歐洲及東南亞成立三大區域營銷中心，旨在直接服務我們的海外客戶。



CHAIRMAN'S LETTER 主席信札

At last, I express my heartfelt appreciation to the members of the Board, management team, and staff for their diligence and dedication, as well as my sincere gratitude to you, financial institutions, customers, suppliers and other stakeholders who have supported our Group.

Li Xuechun
Chairman

最後，本人對董事會成員、管理層團隊以及全體員工的勤奮盡責和專注投入表達衷心感謝。同時對各位股東、金融機構、客戶、供貨商以及其他持份者對本集團的支持致以誠摯謝意！

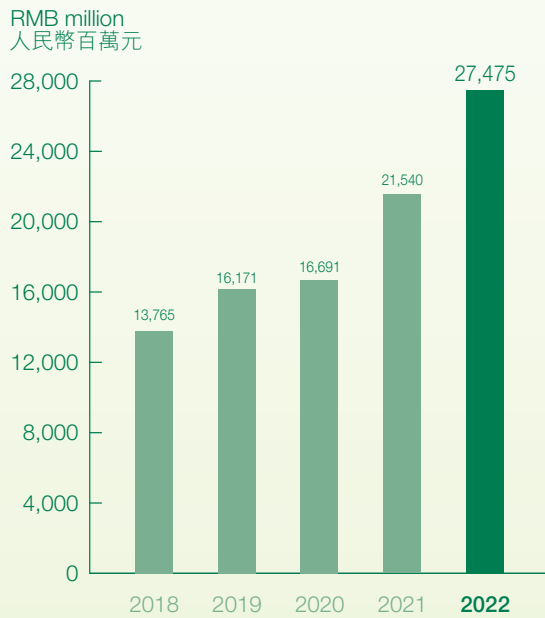
李學純
主席



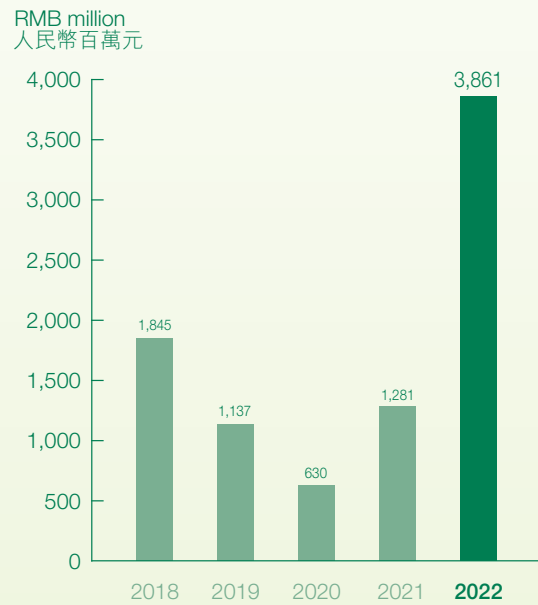
FINANCIAL HIGHLIGHTS

財務摘要

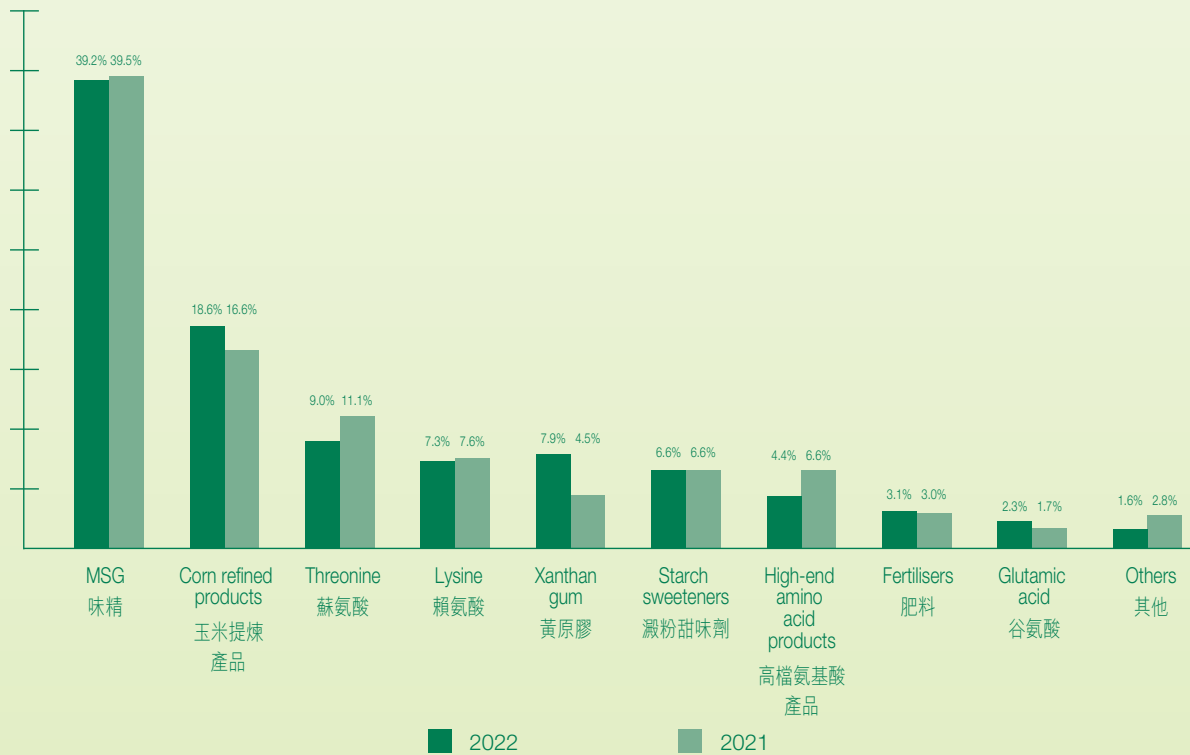
Turnover 營業額



Profit Attributable to Shareholders 股東應佔溢利



Revenue Analysis 收入分析



MANAGEMENT REVIEW

管理層回顧

Market Overview

Economic Environment

According to the National Bureau of Statistics of China, China reported its GDP growth rate of 3.0% on a year-on-year basis in 2022. During the Year, the global economy gradually returned to normal and showed signs of recovery as a result of the lifting of pandemic measures in many countries. However, the recovery faced uncertainties due to the resurgence of the COVID pandemic in various countries, the Russia-Ukraine conflict, and the soaring inflation in some developed markets during the Year.

Major Raw Materials

During the Year, the continuous impact of the Russia-Ukraine conflict on the global food market, and export restrictions imposed by many countries on staple foods (such as corn), led to a global food shortage, causing an increase in food prices. However, the foreign environment had limited impact on domestic corn prices as China is mostly self-sufficient in corn, with only about 10% relying on imports. Corn prices maintained at a high level throughout the Year due to (1) the recovery of the breeding industry and the significant increase in feed demand (after the end of the African swine fever epidemic in China in 2020, the breeding industry recovered in 2021 and maintained its active trend in 2022); (2) high demand from corn processing; and (3) the hindered transportation and logistics disruption caused by the impact of the pandemic.

Coal prices in China have remained at a high level since the fourth quarter in 2021. During the Year, the National Development and Reform Commission promulgated a number of domestic coal policies to regulate and monitor coal prices in a timely manner, so as to keep coal prices within a reasonable range and ensure a stable supply of energy, thus stabilising domestic coal prices and supply.

Major Products

According to reports from domestic media, China accounted for over 70% of global MSG consumption, with the main demand from the food processing and catering sectors. Although some regions in China were affected by the lockdown and control measures due to the resurgence of the COVID pandemic during the Year (the scale and duration of lockdown were reduced as compared with 2021), social activities, with the cancellation of the lockdown and control measures, gained a recovery in an orderly manner, leading to gradual demand recovery in the food processing and catering sectors. In addition, MSG price maintained at a high level during the Year, driven by factors such as high raw material costs.

市場概覽

經濟環境

據中國國家統計局資料顯示，中國在二零二二年國內生產總值按年增長 3.0%。本年度多國陸續取消防疫措施，讓環球經濟逐步恢復正常運作，呈現復甦跡象。然而，由於本年度各國新冠疫情反覆、俄烏衝突以及部分發達市場通脹飆升，為復甦帶來了不明朗因素。

主要原材料

年內，俄烏衝突持續影響全球糧食市場，多國對玉米等主要糧食實施出口限制令，令全球糧食緊缺導致食品價格上漲。然而，因為中國的玉米大多以自給自足為主，只有約 10% 依靠進口，國外環境對國內玉米價格影響有限。年內玉米價格維持在高位，原因在於(1)飼養業復甦，飼料需求大增(自二零二零年中國非洲豬瘟疫情結束後，飼養業在二零二一年復甦，並在二零二二年保持其活躍走勢)；(2)玉米加工需求維持高位；(3)交通運輸受到疫情影響而受阻。

自二零二一年第四季度開始，中國煤炭價格持續高企。但年內國家發改委頒下若干針對國內煤炭政策，適時調控煤炭價格，促使煤炭價格在合理區間浮動，確保能源穩定供應，使國內煤炭價格和供應得以穩定。

主要產品

據國內媒體報導，中國國內的味精消費量佔全球的 70% 以上，當中以食品加工及餐飲行業需求為主。儘管疫情反覆，本年度中國部份地區受封控管理所影響(相較 2021 年的封控規模及時間有所縮小)，但隨著封控解除，社會活動有序復甦，帶動食品加工和餐飲行業的需求逐漸回升。另外，隨著生產原材料成本維持在高位等因素推動下，味精價格在本年度保持在高位。



MANAGEMENT REVIEW

管理層回顧

Xanthan gum is classified into food grade and industrial grade, of which the industrial grade is mainly applied for oil and shale oil extraction and exploration. During the Year, oil demand remained at a comparatively high level due to the recovery of the global economy and the energy crisis brought by the Russia-Ukraine conflict. In addition to the recovery of the oil industry, exploration activities for shale oil and natural gas also increased significantly. As a result, the price of xanthan gum remained high while the market demand for xanthan gum increased significantly.

The price of threonine initially rose and subsequently dropped during the Year. Prices rose due to supply shortage in overseas markets caused by the supply chain disruption during the COVID pandemic in the first half of the Year. An oversupply landscape was formed in the second half of the Year as prices dropped due to the improvement of the supply chain disruption, decrease in foreign stockpiles, and a limited increment in domestic downstream demand. Lysine performed well during the Year due to strong domestic demand.

黃原膠分為食品級別和工業級別，其中工業級別主要用於石油及頁岩油的開採及勘探。本年度，環球經濟復甦，以及俄烏衝突帶來了能源危機，使石油需求維持在相對較高水平。除了石油業復甦，頁岩油和天然氣的勘探活動也大幅增加。因此，黃原膠價格持續高位運行，黃原膠市場需求明顯增加。

本年度，蘇氨酸價格呈現先漲後跌的態勢。本年度上半年由於受疫情所影響，國外市場發貨緊張導致價格上漲。隨著物流逐步改善，國外備貨量減少，加上國內下游需求增量也有限，本年度下半年價格逐步下調，整體呈現供大於需格局。由於內需強勁，賴氨酸在本年度表現出色。



MANAGEMENT REVIEW
管理層回顧

Business and Financial Review

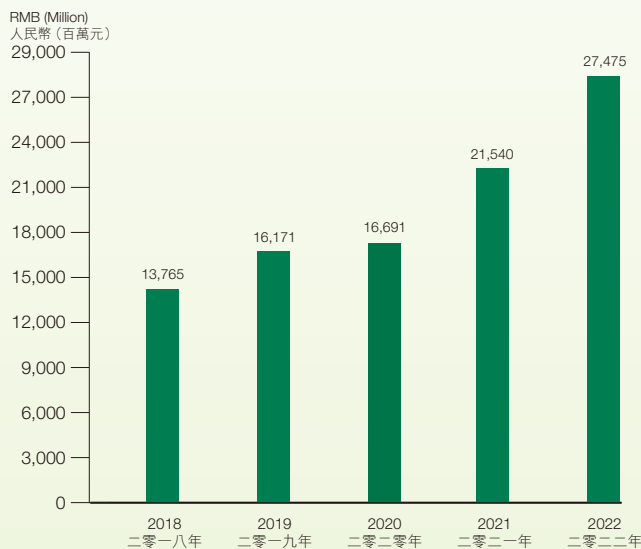
Overall Performance

The table below illustrates the trend of the Group's revenue in the past five years

業務及財務回顧

整體表現

下表說明本集團過往五年的收入趨勢



Revenue/Gross profit/Gross profit margin of the Group/Profit attributable to the Shareholders

本集團的收入／毛利／毛利率／股東應佔溢利

		Year ended 31 December 截至十二月三十一日止年度		Change 變動
		2022 二零二二年	2021 二零二一年	% %
Revenue (RMB'000)	收入 (人民幣千元)	27,474,639	21,539,841	27.6
Gross profit (RMB'000)	毛利 (人民幣千元)	7,212,467	3,905,276	84.7
Gross profit margin (%)	毛利率 (%)	26.3	18.1	8.2 ppts. 個百分點
Profit attributable to the Shareholders (RMB'000)	股東應佔溢利 (人民幣千元)	3,861,078	1,280,640	201.5



MANAGEMENT REVIEW

管理層回顧

With a diversified product development plan, the business structure of multiple growth drivers has been established, enhancing the core competitiveness of the Group.

From the perspective of our product portfolio, our key products can be classified as cash cow products and star products. Our cash cow products include MSG and xanthan gum, of which we are the largest manufacturer in the global market. Our strategy is to maximise our revenue with our existing market share and create a strong and stable cashflow for the Group. Our star products, including threonine, lysine and high-end amino acid products, have high growth potential with a growing market share, and we have established leading positions in these market segments.

As the Group continued its strong growth momentum from the second half of 2021, the Group recorded increases in sales volume and ASP in major products, as well as higher profitability. Profit attributable to the Shareholders increased by 201.5% to approximately RMB3,861.1 million in 2022 as compared to 2021.

The increase in Group's revenue and gross profit during the Year were principally due to the contribution from food additives, animal nutrition and colloid segments.

Selling and marketing expenses and Administrative expenses increased by 25.4% and 10.9% respectively as compared to 2021. Please refer to "Other Financial Information" on page 16 for further analysis.

Finance income decreased by 15.0% to approximately RMB100.8 million in 2022 as compared to 2021.

Finance costs increased by 183.7% to approximately RMB489.9 million in 2022 as compared to 2021.

本集團通過多元化產品開發規劃，建立了多個增長動力的業務結構，提升本集團的核心競爭力。

從我們的產品組合角度來看，我們的主要產品可分類為金牛產品及明星產品。我們的金牛產品包括味精及黃原膠，且我們是全球市場的最大製造商。我們的策略是在現有市場份額下，實現收入的最大化並為本集團創造強健且穩定的現金流量。我們的明星產品包括蘇氨酸、賴氨酸及高檔氨基酸產品，具備高速增長潛力，市場份額不斷擴大，我們已佔據這些市場分部的領先位置。

自二零二一年下半年起，本集團繼續保持強勁增長勢頭，主要產品的銷量及平均售價均錄得增長，盈利能力亦有所提升。二零二二年股東應佔溢利較二零二一年增加201.5%至約人民幣3,861,100,000元。

於本年度，本集團的收入及毛利增長主要來自食品添加劑、動物營養素及膠體分部。

銷售及市場推廣開支以及行政開支較二零二一年分別增長25.4%和10.9%。有關進一步的分析，請參閱第16頁的「其他財務資料」。

二零二二年財務收入較二零二一年下降15.0%至約人民幣100,800,000元。

二零二二年財務成本較二零二一年增加183.7%至約人民幣489,900,000元。



MANAGEMENT REVIEW
管理層回顧

Analysis of Five Product Segments

The Group's products are organised into five product segments:

Segment	Key products of the segment
Food additives	MSG
Animal nutrition	Threonine, lysine, corn refined products
High-end amino acid	Tryptophan, Valine, leucine, isoleucine, glutamine, hyaluronic acid
Colloid	Xanthan gum
Others	Fertilisers

五個產品分部分析

本集團的產品分類為五個產品分部：

分部	分部主要產品
食品添加劑	味精
動物營養	蘇氨酸、賴氨酸、玉米提煉產品
高檔氨基酸	色氨酸、纈氨酸、亮氨酸、異亮氨酸、谷氨醯胺及透明質酸
膠體	黃原膠
其他	肥料

For the year ended 31 December 2022

截至二零二二年十二月三十一日止年度

		Food additives 食品添加劑 RMB'000 人民幣千元	Animal nutrition 動物營養 RMB'000 人民幣千元	High-end amino acid 高檔氨基酸 RMB'000 人民幣千元	Colloid 膠體 RMB'000 人民幣千元	Others 其他 RMB'000 人民幣千元	Total 總計 RMB'000 人民幣千元
Revenue	收入	13,300,548	9,581,198	1,201,208	2,238,747	1,152,938	27,474,639
Gross profit	毛利	2,594,538	2,671,551	384,206	1,221,550	340,622	7,212,467
Gross profit margin (%)	毛利率(%)	19.5%	27.9%	32.0%	54.6%	29.5%	26.3%

For the year ended 31 December 2021

截至二零二一年十二月三十一日止年度

		Food additives 食品添加劑 RMB'000 人民幣千元	Animal nutrition 動物營養 RMB'000 人民幣千元	High-end amino acid 高檔氨基酸 RMB'000 人民幣千元	Colloid 膠體 RMB'000 人民幣千元	Others 其他 RMB'000 人民幣千元	Total 總計 RMB'000 人民幣千元
Revenue	收入	10,388,668	7,619,865	1,415,394	1,042,705	1,073,209	21,539,841
Gross profit	毛利	1,424,804	1,369,052	587,868	341,116	182,436	3,905,276
Gross profit margin (%)	毛利率(%)	13.7%	18.0%	41.5%	32.7%	17.0%	18.1%



MANAGEMENT REVIEW

管理層回顧

1. Food additives segment

Revenue generated from the food additive segment was approximately RMB13,300.5 million in the Year, representing an increase of approximately RMB2,911.8 million, or 28.0%, as compared to 2021, mainly due to the increased revenue of MSG. The increased revenue of MSG was primarily due to increased ASP and sales volume of MSG during the Year.

Gross profit of the food additive segment was approximately RMB2,594.5 million, representing 82.1% as compared to 2021, mainly due to the increased profit contribution from MSG. Gross profit margin of the food additive segment was 19.5%, representing an increase of 5.8 percentage points as compared to 2021.

Key products:

MSG: During the Year, MSG prices showed a noticeable upward trend with the ASP of approximately RMB8,603 per tonne, representing an increase of 12.1% as compared to 2021. The increase in ASP was mainly due to the recovery of market demand and the increased prices of major raw materials, and the cost pressure was successfully passed on to our downstream customers. The Group led the market by adjusting the MSG price actively and maximising its profitability. The sales volume was approximately 1,253,093 tonnes, representing a year-on-year increase of approximately 12.9%.

2. Animal nutrition segment

Revenue generated from the animal nutrition segment was approximately RMB9,581.2 million in the Year, representing an increase of approximately RMB1,961.3 million, or 25.7%, as compared to 2021. The increased revenue of animal nutrition segment was mainly due to the increased revenue of corn refined products and lysine.

Gross profit of the animal nutrition segment reached approximately RMB2,671.6 million, representing an increase of 95.1% as compared to 2021, mainly due to the increased gross profit contribution of corn refined products and lysine. Gross profit margin of the animal nutrition segment was 27.9%, representing an increase of 9.9 percentage points as compared to 2021.

1. 食品添加劑分部

本年度食品添加劑分部產生的收入約為人民幣13,300,500,000元，較二零二一年增加約人民幣2,911,800,000元或28.0%，主要由於味精收入增加。味精收入增加主要由於本年度味精平均售價及銷量增加所致。

食品添加劑分部的毛利約為人民幣2,594,500,000元，較二零二一年增加82.1%，主要由於味精溢利貢獻增長。食品添加劑分部的毛利率為19.5%，較二零二一年上升5.8個百分點。

主要產品：

味精：於本年度，味精價格呈明顯上升態勢，平均售價為每噸約人民幣8,603元，較二零二一年上升12.1%。平均售價上升乃主要由於市場需求復甦及主要原材料價格上升，而我們將成本壓力成功轉嫁予下游客戶。本集團通過積極調整味精價格引領市場，並最大限度地提高自身盈利能力。銷量約為1,253,093噸，同比增長約12.9%。

2. 動物營養分部

於本年度，動物營養分部產生的收入約為人民幣9,581,200,000元，較二零二一年增加約人民幣1,961,300,000元或25.7%。動物營養分部收入增加主要由於玉米提煉產品及賴氨酸的收入增加。

動物營養分部的毛利約達人民幣2,671,600,000元，較二零二一年增加95.1%，主要由於玉米提煉產品及賴氨酸的毛利貢獻增加。動物營養分部的毛利率為27.9%，較二零二一年增加9.9個百分點。



MANAGEMENT REVIEW 管理層回顧

Key products:

Threonine: The price of threonine initially rose and subsequently dropped during the Year. Prices rose due to supply shortage in the overseas markets caused by the supply chain disruption during the COVID pandemic in the first half of the Year. An oversupply landscape was formed in the second half of the Year as prices dropped due to the improvement of the supply chain disruption, decrease in foreign stockpiles and a limited increment in the domestic downstream demand. Revenue of threonine was approximately RMB2,469.6 million, representing an increase of 3.1% as compared to 2021, primarily due to the increased ASP of threonine from approximately RMB9,718 per tonne in 2021 to approximately RMB9,847 per tonne in the Year. The sales volume of threonine was approximately 250,799 tonnes, representing an increase of 1.8% as compared to 2021.

Lysine: The revenue of lysine was approximately RMB2,007.6 million, representing an increase of 21.9% as compared to 2021. The sales volume was approximately 276,381 tonnes, representing a year-on-year increase of 8.0%. The increase in revenue from lysine was mainly due to the increased domestic sales of lysine, while export sales remained stable.

3. High-end amino acid segment

During the Year, revenue of the high-end amino acid segment reached approximately RMB1,201.2 million, representing a decrease of 15.1% as compared to 2021.

The decreased revenue of the high-end amino acid segment was mainly due to our strategy to expand into new markets and the change of client mix. We believe that the high-end amino acid segment will benefit from the new strategy in the long run.

Gross profit of the high-end amino acid segment decreased by 34.6% to approximately RMB384.2 million as compared to 2021. Gross profit margin of the high-end amino acid segment was 32.0%, representing a decrease of 9.5 percentage points as compared to 2021.

主要產品：

蘇氨酸：蘇氨酸價格呈現先漲後跌的態勢。本年度上半年由於受疫情影響，國外市場發貨緊張導致價格上漲。隨著物流逐步改善，國外備貨量減少，加上國內下游需求增量也有限，本年度下半年價格逐步下調，整體呈現供大於需格局。本年度蘇氨酸收入約為人民幣2,469,600,000元，較二零二一年增長3.1%，主要乃由於蘇氨酸的平均售價由二零二一年的每噸約人民幣9,718元增加至本年度的每噸約人民幣9,847元。本年度蘇氨酸的銷量約為250,799噸，較2021年增長1.8%。

賴氨酸：賴氨酸的收入為約人民幣2,007,600,000元，較二零二一年增加21.9%。銷量為約276,381噸，同比增加8.0%。賴氨酸收入增加主要由於賴氨酸國內銷售增加，同時出口銷售保持穩定。

3. 高檔氨基酸分部

本年度高檔氨基酸分部收入約達人民幣1,201,200,000元，較二零二一年減少15.1%。

高檔氨基酸分部的收入減少主要是由於我們擴展新市場的策略及客戶結構的變化所導致。我們認為，高檔氨基酸分部從長遠來看將受益於新策略。

高檔氨基酸分部的毛利較二零二一年減少34.6%至約人民幣384,200,000元。高檔氨基酸分部的毛利率為32.0%，較二零二一年減少9.5個百分點。



MANAGEMENT REVIEW

管理層回顧

Our high-end amino acid products focus on the health and wellness and feeding industries and generally enjoy higher profitability. During the Year, we launched the following new products, such as Theanine and Citrulline.

我們的高檔氨基酸產品專注於健康與保健及飼養行業，且一般有較高盈利能力。於本年度，我們推出以下新產品，如茶氨酸及瓜氨酸。

4. Colloid segment

Revenue generated from the colloid segment was approximately RMB2,238.7 million in the Year, representing an increase of approximately RMB1,196.0 million, or 114.7%, as compared to 2021, mainly due to the increased revenue of xanthan gum. The recovery of the oil industry, as well as the increased exploration activities for shale oil and natural gas led to increases in the sales volume and ASP of xanthan gum. ASP of xanthan gum has increased continuously as xanthan gum is still in a state of short supply. The ASP of xanthan gum was RMB31,421 per tonne during the Year, representing an increase of 65.6% as compared to 2021.

Gross profit of the colloid segment was approximately RMB1,221.6 million, representing an increase of 258.1% as compared to 2021, mainly due to the increased gross profit contribution from xanthan gum. Gross profit margin of the colloid segment was 54.6%, representing an increase of 21.9 percentage points as compared to 2021.

4. 膠體分部

本年度膠體分部收入約為人民幣2,238,700,000元，較二零二一年增加約人民幣1,196,000,000元，或114.7%，主要由於石油行業回暖，頁岩油及天然氣的勘探活動增加，帶動黃原膠的銷量及平均售價增加，令黃原膠收入提高。由於黃原膠仍供不應求，黃原膠平均售價持續上漲。本年度黃原膠平均售價約為每噸人民幣31,421元，較二零二一年增長65.6%。

膠體分部的毛利約為人民幣1,221,600,000元，較二零二一年增長258.1%，主要由於黃原膠的毛利貢獻增加所致。膠體分部的毛利率為54.6%，較二零二一年增長21.9個百分點。

5. Others

Revenue generated from the others segment was approximately RMB1,152.9 million in the Year, representing an increase of approximately RMB79.7 million, or 7.4%, as compared to 2021, mainly due to the increased revenue of fertilisers.

Gross profit of the others segment was approximately RMB340.6 million, representing an increase of 86.7% as compared to 2021, mainly due to the increased gross profit of fertilisers. Gross profit margin of the others segment was 29.5%, representing an increase of 12.5 percentage points as compared to 2021.

5. 其他

本年度其他分部產生的收入約為人民幣1,152,900,000元，較二零二一年增加約人民幣79,700,000元或7.4%，主要由於肥料的收入增加。

其他分部的毛利約為人民幣340,600,000元，較二零二一年增長86.7%，主要由於肥料的毛利增加。其他分部的毛利率為29.5%，較二零二一年增加12.5個百分點。



MANAGEMENT REVIEW
管理層回顧

Analysis of Production

生產分析

Production costs

生產成本

		Year ended 31 December 截至十二月三十一日止年度				Change 變動
		2022 二零二二年		2021 二零二一年		
		RMB'000 人民幣千元	% of total production costs 佔總生產 成本的 百分比	RMB'000 人民幣千元	% of total production costs 佔總生產 成本的 百分比	%
Major raw materials	主要原材料					
• Corn kernels	• 玉米顆粒	11,813,815	56.3	10,449,791	59.1	13.1
Energy	能源					
• Coal	• 煤炭	3,604,690	17.2	2,661,883	15.0	35.4

Corn kernels

In the Year, corn kernels accounted for approximately 56.3% (2021: 59.1%) of the total cost of production, representing a decrease of 2.8 percentage points as compared to 2021.

玉米顆粒

本年度玉米顆粒約佔總生產成本的56.3%（二零二一年：59.1%），較二零二一年下降2.8個百分點。



MANAGEMENT REVIEW

管理層回顧

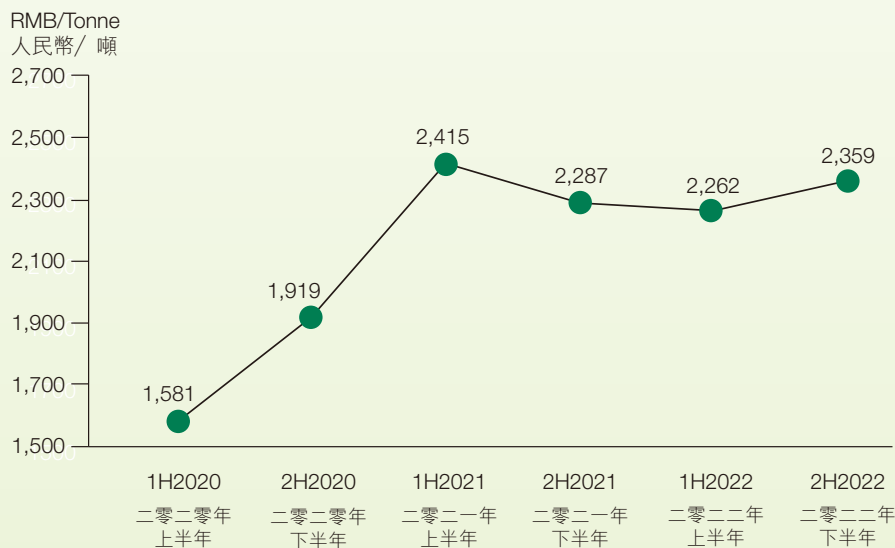
The total cost of corn kernels increased by 13.1% in the Year, which was mainly due to the increase in the volume of corn consumption as compared to 2021. The average price of corn kernels for the Year was approximately RMB2,312 per tonne, representing a decrease of 1.6% as compared to 2021.

The following chart shows the pricing trend of corn kernels from the first half of 2020 to the second half of 2022:

本年度玉米顆粒的總成本增加13.1%，主要由於玉米消費量較二零二一年有所增長。本年度玉米顆粒平均價格約為每噸人民幣2,312元，較二零二一年下跌1.6%。

下圖列示自二零二零年上半年至二零二二年下半年玉米顆粒的定價趨勢：

Price Trend of Corn Kernels
玉米顆粒價格趨勢



Coal

Coal accounted for 17.2% (2021: 15.0%) of total cost of production in the Year. The total cost of coal increased by 35.4% during the Year, mainly due to an increase in coal consumption and price. The average unit cost of coal in the Year was RMB421 per tonne, representing an increase of approximately RMB61 per tonne, or 16.9%, as compared to 2021. The Chinese government implemented some measures to restore the coal inventory and supply so as to stabilise the coal price during the Year. However, it was still relatively high as compared to 2021.

The Group's major production bases have our own power plants with access to lower-cost coal in the regions by purchasing directly from the coal mines with long-term contracts to guarantee our coal supply volume. As a result, our production bases can have access to a stable power supply.

煤炭

本年度煤炭佔總生產成本17.2%（二零二一年：15.0%）。本年度煤炭總成本增加35.4%，主要由於煤炭消費量及價格有所增加。本年度煤炭平均單位成本約為每噸人民幣421元，較二零二一年每噸增加約人民幣61元或16.9%。本年度，中國政府實施若干恢復煤炭庫存及供應的措施，以穩定煤炭價格。然而，與二零二一年相比，煤炭價格仍相對較高。

本集團的主要生產基地有其自身的發電廠，通過直接自簽訂長期合約的煤礦中採購煤炭，盡享該等地區低成本煤炭之利，以保證我們的煤炭供應量。因此，生產基地能有穩定的電力供應。

MANAGEMENT REVIEW
管理層回顧

Production Capacity

The annual designed production capacity of each of the major products by product categories were as follows:

生產產能

按產品類別劃分的各主要產品的年設計產能如下：

		As at 31 December 於十二月三十一日		
Product	產品	2022	2021	Change
		二零二二年 Tonnes 噸	二零二一年 Tonnes 噸	變動 %
<i>Food additives</i>				
MSG	味精	1,330,000	1,330,000	–
Starch sweeteners	澱粉甜味劑	720,000	720,000	–
<i>Animal nutrition</i>				
Threonine	蘇氨酸	243,000	243,000	–
Lysine	賴氨酸	280,000	200,000	40.0%
<i>Colloid</i>				
Xanthan gum	黃原膠	65,000	65,000	–

Analysis of Capacity Usage of Major Product Lines

Business strategy of production remained unchanged and the Group set production volume according to market demand in order to minimise the risk of pricing competition. During the Year, the capacity utilisation rate of MSG remained stable, which was around 95%. The capacity utilisation rate of starch sweeteners was around 75% in the Year, mainly due to oversupply in the market. Threonine and lysine reached full capacity during the Year. Xanthan gum as classified in the Colloid segment, also benefited from the recovery of market demand and reached full capacity during the Year.

主要產品線產能使用分析

生產的業務策略不變，本集團根據市場需求決定產量，以將價格競爭風險降至最低。本年度味精的產能使用率維持穩定，為95%左右。由於澱粉甜味劑市場供過於求，本年度澱粉甜味劑的產能使用率約為75%。本年度蘇氨酸及賴氨酸的產能使用率達致滿負荷。受益於市場需求的恢復，黃原膠（分類為膠體分部）的產能使用率亦於本年度達致滿負荷。



MANAGEMENT REVIEW

管理層回顧

Other Financial Information

Other income

In the Year, other income amounted to RMB261.0 million, which was mainly comprised of the income from the sales of waste products, amortisation of deferred income and government grants.

Other gain

It mainly represented net foreign exchange gains generated from operating activities and fair value gains on change in fair value of foreign exchange swap contracts, which was for hedging the foreign exchange risk of our USD bank borrowings.

Selling and marketing expenses

Selling and marketing expenses increased by approximately RMB356.0 million, or 25.4%, in the Year, mainly due to the significant increase of the transportation costs.

Administrative expenses

Administrative expenses increased by approximately RMB103.6 million, or 10.9%, in the Year. The increase was due to an increase in employee benefit expenses.

Finance income

Finance income mainly represented interest income from bank deposits. The interest income from bank deposits and bank balance amounted to RMB100.2 million, representing an increase of 176.3%. This was mainly due to the increase in our working capital during the Year. On the other hand, the Group recorded an exchange loss in financing activities of approximately RMB251.4 million (2021: an exchange gain of RMB82.3 million), which was mainly due to the exchange difference of bank borrowings denominated in USD in the Year. The exchange loss on financing activities was classified in finance costs, which resulted in a decrease of RMB17.8 million, or 15.0% in finance income.

其他財務資料

其他收益

於本年度，其他收益為人民幣261,000,000元，主要包括廢料產品銷售收益、遞延收益攤銷及政府補助。

其他利得

其他利得主要指經營活動產生的外匯收益淨額及外匯掉期合約（乃用於對沖我們美元銀行借貸的外匯風險）公平值變動的公平值收益。

銷售及市場推廣開支

本年度銷售及市場推廣開支增加約人民幣356,000,000元或25.4%，主要由於運輸成本大幅增加。

行政開支

本年度行政開支增加約人民幣103,600,000元或10.9%，主要由於僱員福利開支增加。

財務收入

財務收入主要指銀行存款的利息收入。銀行存款及銀行結餘的利息收入為人民幣100,200,000元，增加176.3%。此乃主要由於本年度我們營運資金增加所致。另一方面，本集團錄得融資活動匯兌虧損約人民幣251,400,000元（二零二一年：匯兌收益人民幣82,300,000元），主要因年內以美元計值銀行借款匯兌差額所致。融資活動匯兌虧損分類至財務成本，因此財務收入減少人民幣17,800,000元或15.0%。



MANAGEMENT REVIEW

管理層回顧

Finance costs

Finance costs mainly represented interest expenses and foreign exchange loss. The increase in finance costs was mainly due to: i) an exchange loss of approximately RMB251.4 million arising from the USD syndicated bank loan; and ii) an increase in interest expenses of approximately RMB65.8 million arising from the increase in bank loans denominated in RMB. The USD syndicated bank loan was fully repaid during the Year.

Staff costs

Staff costs of the Group increased by approximately RMB315.5 million, or 28.1%, from approximately RMB1,121.0 million in the 2021 to approximately RMB1,436.5 million in the Year. The increase was mainly due to employee salary raise.

Depreciation

Depreciation expenses of the Group (including Property, Plant and Equipment and Leasehold land-used rights) decreased by approximately RMB85.2 million, or 6.9%, from approximately RMB1,237.8 million in the 2021 to approximately RMB1,152.6 million in the Year.

Income tax expense

Please refer to the note 11 of the financial statement.

Dividend

The Board recommended the declaration of a final dividend of HK29.0 cents per Share and a special final dividend of HK4.1 cents per Share, subject to Shareholders' approval at the annual general meeting.

The final dividend and the special final dividend will be payable on or about 30 June 2023 to Shareholders whose names appear on the register of members of the Company on 9 June 2023.

The sum of the paid interim dividend (HK32.0 cents per Share and a special interim dividend of HK4.6 cents per Share) and proposed final dividend and special final dividend is HK69.7 cents per share (Year 2021: HK21.5 cents).

財務成本

財務成本主要為利息開支及外匯虧損。財務成本增加的主要因為：i) 美元銀團貸款產生之外匯虧損約人民幣251,400,000元；及ii) 以人民幣計價的銀行貸款增加導致利息開支增加約人民幣65,800,000元。年內，美元銀團貸款已全數償還。

員工成本

本集團員工成本由二零二一年的約人民幣1,121,000,000元增加約人民幣315,500,000元或28.1%至本年度的約人民幣1,436,500,000元。該增加主要是由於員工薪酬上升所致。

折舊

本集團的折舊開支(包括物業、廠房及設備以及租賃土地使用權)由二零二一年約人民幣1,237,800,000元減少約人民幣85,200,000元或6.9%至本年度約人民幣1,152,600,000元。

所得稅開支

請參閱財務報表附註11。

股息

董事會建議宣派末期股息每股29.0港仙及特別末期股息每股4.1港仙，須於股東週年大會上獲股東批准後方告作實。

末期股息及特別末期股息將於二零二三年六月三十日或前後向於二零二三年六月九日名列本公司股東名冊的股東派付。

已派付中期股息(每股32.0港仙及特別中期股息每股4.6港仙)與擬付末期股息及特別末期股息總和為每股69.7港仙(二零二一年年度：21.5港仙)。



MANAGEMENT REVIEW

管理層回顧

Syndicated bank facilities

On 9 March 2021, the Company (as borrower) and certain of its subsidiaries (as guarantors) entered into a facilities agreement with certain major banks (as lenders) pursuant to which the USD term and revolving loan facilities up to USD400 million with a term of 36 months from initial funding was granted to the Company at the rate of interest equivalent to the aggregate of a margin rate of 1.80% per annum plus the London interbank offered rate administered by ICE Benchmark Administration Limited on the relevant date in respect of the USD loan. The purpose of the loan was mainly to refinance the USD bonds and part of the bank loan of the Company and for the Group's general corporate purposes. The utilisation drawdown of the syndicated bank facilities, amounted to USD400 million, was made on 24 August 2021. Furthermore, as disclosed in the announcement made by the Company on 4 June 2021, as per the facilities agreement, it would constitute a change of control event if Mr. Li Xuechun, being the controlling Shareholder of the Group, ceases to beneficially own at least 35% of the issued share capital of the Company or ceases to be the single largest Shareholder. On and at any time after the occurrence of a change of control event, (i) the lenders shall not be obliged to fund the utilisation of the term loan facility, and (ii) if the lenders so required, the lenders shall, by not less than five days notice to the Company, require all outstanding loans, together with the accrued interest and all other amounts accrued under the finance documents in connection with the loan facilities to become immediately due and payable. We repaid the revolving portion of the syndicated bank loan amount of USD160 million on 29 July 2022. The balance of the syndicated bank loan amount of USD240 million was also repaid on 31 October 2022.

Except for the above, the Group had no other committed banking facilities as at 31 December 2022. The Directors believe that the Group's liquidity position is relatively stable and that the Group has sufficient banking facilities to repay or renew existing short term bank loans and other borrowings.

銀團貸款

於二零二一年三月九日，本公司（作為借款人）及其若干附屬公司（作為擔保人）與若干主要銀行（作為貸款人）訂立貸款協議，據此本公司獲授最高400,000,000美元的美元定期循環貸款融資，自初始撥資起為期36個月，利率相當於每年1.80%的保證金率加ICE Benchmark Administration Limited於相關日期就美元貸款實施的倫敦銀行同業拆息總和。貸款的目的主要為對本公司美元債券及部分銀行貸款進行再融資，及作本集團的一般企業用途。銀團貸款400,000,000美元已於二零二一年八月二十四日取出動用。此外，誠如本公司於二零二一年六月四日刊發的公告所披露，根據該融資協議，倘本集團控股股東李學純先生不再實益擁有本公司已發行股本至少35%或不再成為單一最大股東，則其將構成控制權變動事件。於發生控制權變動事件時及其後任何時間，(i)貸款人並無義務為定期貸款融資的使用提供資金，及(ii)倘貸款人如此要求，貸款人須向本公司發出不少於五日的通知要求所有未償還貸款，連同應計利息及有關貸款融資的融資文件項下的應計利息及所有其他應計金額即時到期及償付。我們於二零二二年七月二十九日償還銀團貸款循環部分160,000,000美元。銀團貸款結餘240,000,000美元亦已於二零二二年十月三十一日償還。

除上述情況外，於二零二二年十二月三十一日，本集團並無其他已承諾銀行融資。董事相信，本集團的流動資金狀況相對穩定，且本集團有充足銀行融資以償還或重續現有短期銀行貸款及其他借款。

MANAGEMENT REVIEW 管理層回顧

Liquidity and Financial Resources

Liquidity

The Group met the working capital requirements by cash generated from operations and bank borrowings during the Year. The Group had a net cash inflow of approximately RMB3,600.1 million from operating activities (2021: RMB2,774.4 million). Taking into account the cash balances together with short term bank borrowings facilities available, the Group was financially sound throughout the Year.

Net cash after short term bank borrowings was approximately RMB1,639.5 million (2021: RMB1,820.2 million).

As at 31 December 2022, the Group's net current assets were approximately RMB6,464.5 million (2021: RMB5,827.6 million) and current ratio (current assets divided by current liabilities) was 1.69 times (2021: 2.08 times).

Cash and Bank Balances

As at 31 December 2022, the Group had total cash and bank balances amounting to approximately RMB7,639.5 million (2021: RMB4,054.8 million) which were mainly denominated in RMB and USD. Cash and bank balances increased mainly due to the operation for the Year.

Bank Borrowings

As at 31 December 2022, the Group had total bank borrowings of approximately RMB5,953.1 million (2021: RMB4,227.0 million). Bank borrowings include short term and long term bank borrowings bearing both fixed and floating interest rates. Of the total bank borrowings, approximately RMB5,368.6 million (2021: RMB1,722.3 million) were short term bank borrowings and approximately RMB584.5 million (2021: RMB2,504.8 million) were long term bank borrowings. The Group's bank borrowings were denominated in RMB at year end date.

流動資金及財務資源

流動資金

於本年度，本集團以營運產生的現金及銀行借款撥付其營運資金需求。本集團經營活動所得現金流入淨額約為人民幣3,600,100,000元（二零二一年：人民幣2,774,400,000元）。經計及現金結餘及可動用短期銀行借款額度，本集團於整個年度均維持財政穩健。

扣除短期銀行借款後的淨現金約為人民幣1,639,500,000元（二零二一年：人民幣1,820,200,000元）。

於二零二二年十二月三十一日，本集團的流動資產淨值約為人民幣6,464,500,000元（二零二一年：人民幣5,827,600,000元），流動比率（流動資產除以流動負債）為1.69倍（二零二一年：2.08倍）。

現金及銀行結餘

於二零二二年十二月三十一日，本集團的現金及銀行結餘總額約為人民幣7,639,500,000元（二零二一年：人民幣4,054,800,000元），主要以人民幣及美元計值。現金及銀行結餘增加乃主要由於本年度經營所致。

銀行借貸

於二零二二年十二月三十一日，本集團的銀行借貸總額約為人民幣5,953,100,000元（二零二一年：人民幣4,227,000,000元）。銀行借貸包括短期及長期銀行借款，並按固定及浮動利率計息。於銀行借貸總額中，約人民幣5,368,600,000元（二零二一年：人民幣1,722,300,000元）為短期銀行借款，約人民幣584,500,000元（二零二一年：人民幣2,504,800,000元）為長期銀行借款。本集團銀行借貸於年結算日以人民幣計值。



MANAGEMENT REVIEW

管理層回顧

Gearing ratio

As at 31 December 2022, the total assets of the Group amounted to approximately RMB26,388.6 million (2021: RMB21,510.8 million) whereas the total debts amounted to RMB6,026.7 million (2021: RMB4,297.0 million). The gearing ratio was approximately 22.8% (2021: 20.0%), which was calculated based on the Group's total debts over total assets. Total debts include current and non-current bank borrowings and non-current borrowings from third parties as at 31 December 2022 and 2021.

Foreign exchange exposure

Foreign currencies of the Group are received from the export sales and bank borrowings. Such proceeds are subject to foreign exchange risk before receiving and converting them into RMB. The foreign currencies received from export sales are converted into RMB depending on needs and market conditions. The Group manages foreign exchange risk arising from proceeds from bank borrowings by partially applying cross currency swaps to mitigate exposures arising from the fluctuations in foreign currencies of borrowings.

During the year, the Group recorded a net foreign exchange gains/(losses) as follow:

		2022 二零二二年 RMB'000 人民幣千元	2021 二零二一年 RMB'000 人民幣千元
Foreign exchange gains/(losses):	外匯利得／(損失):		
– From operating activities classified under other gains/(losses) (Note 7)	– 來自經營活動，分類為其他利得／(損失) (附註7)	483,560	(48,856)
– From financing activities classified under finance costs (Note 10)	– 來自融資活動，分類為財務成本 (附註10)	(251,429)	82,276
– Investment gains/(losses) from cross currency and interest rate swaps (Note 7)	– 來自交叉貨幣與利率掉期產生的投資利得／(損失) (附註7)	123,449	(55,633)
Net foreign exchange gains/(losses)	匯兌利得／(損失)淨額	355,580	(22,213)

資產負債比率

於二零二二年十二月三十一日，本集團的資產總值約為人民幣26,388,600,000元（二零二一年：人民幣21,510,800,000元），而債務總額則為人民幣6,026,700,000元（二零二一年：人民幣4,297,000,000元）。資產負債比率約為22.8%（二零二一年：20.0%），其乃按本集團債務總額除以資產總值計算。於二零二二年及二零二一年十二月三十一日，債務總額包括流動和非流動銀行借貸以及來自第三方的非流動借貸。

外匯風險

本集團的外幣乃來自出口銷售及銀行借貸。於收取有關所得款項並將其兌換為人民幣前，均須承受外匯風險。自出口銷售收取的外幣按需要及市況兌換為人民幣。本集團透過部分使用交叉貨幣掉期緩解借款的匯率波動產生的風險，管理銀行借款之所得款項所引致的外匯風險。

年內，本集團錄得外匯利得／(損失)淨額如下：

MANAGEMENT REVIEW

管理層回顧

The Company entered into a USD200,000,000 cross currency and interest rate swap agreement on 24 August 2021 for hedging part of the exposure to the USD400 million syndicated bank loan with details shown under “Syndicated bank facilities” of this section.

The Company entered into a USD38,000,000 foreign exchange swap agreement on 3 November 2019 for hedging the exposure to the Company’s USD bank loan which amounted to USD38,000,000.

The swap agreements above were settled upon the full repayment of the relevant bank loans during the Year.

Contingent Liabilities

As at 31 December 2022, the Group had no material contingent liabilities.

Charges on assets

As at 31 December 2022, RMB590.0 million of term deposits (31 December 2021: RMB500.0 million) were pledged to certain banks to secure bank borrowings of RMB880.0 million (31 December 2021: RMB500.0 million) of the Group; and RMB28.5 million of term deposits (31 December 2021: nil) and no restricted bank deposits (31 December 2021: RMB3.0 million) were pledged for the issuance of bank acceptance notes. In addition, amounts of RMB12.9 million (31 December 2021: nil) was pledged as security for the issuing letter of guarantee.

Related party transactions

The related party transactions set out in Note 33(a) to the Consolidated Financial Statements, did not constitute a transaction which fall under the definition of a “connected transaction” in Chapter 14A of Listing Rules.

Significant investment held

During the Year, the Group did not hold any significant investment.

本公司於二零二一年八月二十四日訂立 200,000,000 美元交叉貨幣與利率掉期協議，用於對沖 400,000,000 美元銀團貸款的部分風險，詳情列示於本節「銀團貸款」項下。

本公司已於二零一九年十一月三日訂立一份 38,000,000 美元的外匯掉期協議，用於對沖本公司獲提供 38,000,000 美元之美元銀行貸款的風險。

於本年度，上述掉期協議已於全額償還相關銀行貸款後終止。

或然負債

於二零二二年十二月三十一日，本集團並無重大或然負債。

資產抵押

於二零二二年十二月三十一日，人民幣 590,000,000 元的定期存款（二零二一年十二月三十一日：人民幣 500,000,000 元）已抵押予若干銀行，以取得本集團的銀行借款人民幣 880,000,000 元（二零二一年十二月三十一日：人民幣 500,000,000 元），人民幣 28,500,000 元的定期存款（二零二一年十二月三十一日：無）已抵押，以開具銀行承兌匯票，並無受限制銀行存款（二零二一年十二月三十一日：人民幣 3,000,000 元）。此外，人民幣 12,900,000 元（二零二一年十二月三十一日：無）的款項已抵押作為開具保函的擔保。

關聯方交易

合併財務報表附註 33(a) 所載的關聯方交易並不構成符合上市規則第 14A 章「關連交易」定義的交易。

所持重大投資

於本年度，本集團並無持有任何重大投資。



MANAGEMENT REVIEW

管理層回顧

Outlook and Future Plan

Outlook

1. 2023 will be a year of uncertainty, as countries across the globe are affected by a number of factors, including high inflation, as well as food and energy shortages. In this case, the International Monetary Fund (IMF) forecasts that global economic growth will be 2.9% for the year (2022 actual: 3.2%).
2. According to a report released by the Institute of Economics of the Chinese Academy of Social Sciences, post-pandemic, Mainland China sees a gradual economic recovery, and forecasts that economic growth in China will be approximately 5.0% for 2023 (2022 actual: 3.0%).
3. It is expected that the corn prices will remain high in early 2023. Demand for the catering and food processing sectors will gradually recover with pandemic restrictions lifted. And it takes time for corn imported from Brazil to influence the domestic market. It is expected that the corn prices may rise slightly in 2023.
4. It is expected that the fluctuation of coal prices will remain within a controllable range, as the government, considering coal as a necessity for living, will not allow any significant price fluctuation.
5. Driven by inflation across the globe and several interest rate hikes during the Year, the US dollar remained at a high level. In 2023, it is expected that inflation will abate with a decelerating interest rate hike in the US. Furthermore, China has lifted its pandemic restrictions, accelerating the recovery of the mainland economy. Despite occasional upward fluctuations of the US dollar during the year, it is expected that the exchange rate of the US dollar against the RMB may be revised downwards throughout the year. As a result, it may be probable that the Group will incur exchange losses on its book account due to the US dollar in 2023.

展望及未來計劃

展望

1. 二零二三年將會是充滿變數的一年，世界各國受到通脹高企、糧食及能源供應短缺等多種不明朗因素所影響。國際貨幣基金組織(IMF)預測今年的全球經濟增速為2.9%(二零二二年實際：3.2%)。
2. 據中國社會科學院經濟研究所發佈報告稱，疫情過後，內地經濟逐步回復，預測二零二三年中國經濟增長約為5.0%左右(二零二二年實際：3.0%)。
3. 預測二零二三年年初玉米價格仍維持在高位運行。隨著防疫限制取消，帶動餐飲業和食品加工業的需求逐漸回升，加上從巴西進口玉米對國內市場影響需要時間，預料二零二三年玉米價格或會輕微上升。
4. 預期煤炭價格在可控範圍內波動，由於煤炭為民生必需品，政府不會讓其價格大幅波動。
5. 在本年度全球通脹飆升及美國聯邦儲備局多次加息的環境下，令美元走強。預期二零二三年，通脹開始回落以及美國加息步伐放緩，加上中國取消防疫限制讓內地經濟加快復甦，雖然美元在年內偶有波動而走高，預測全年美元對人民幣匯率可能會下調。因此二零二三年有機會出現因以美元計值的資產而產生的外匯虧損。



MANAGEMENT REVIEW 管理層回顧

Future Plan

1. We will continue the “Dual High-quality Objectives” as our strategic mission for 2023, including (1) high-quality internationalisation by accelerating the establishment of a more complete international production and sales network; and (2) high-quality operation of the existing production capacity to maintain and consolidate our leading position in the domestic market so that we will advance our business expansion and become a global industrial powerhouse.
2. We will continue to improve our production technology in order to reduce the unit production cost.
3. We will adjust our regional marketing strategy and establish three regional marketing centers in America, Europe and Southeast Asia to serve our overseas customers directly.
4. We will improve the logistics system, further optimise the logistics process and reduce the logistics cost.
5. We are revamping the plant acquired in 2020 to produce chemicals used in our products to reduce production costs. We will also consider increasing the production capacity of key products to reinforce our market position.
6. Despite the delay in the construction of the U.S. project, we are continuing our internationalisation plan by conducting feasibility studies to establish a production base in another location.

未來計劃

1. 我們將繼續將「雙高」作為二零二三年的戰略任務，包括(1)高質量實施國際化，加快落實更為完善的國際化生產及銷售網絡；及(2)確保現有產能生產經營水平的高質量運行，繼續鞏固我們於中國市場的領導地位，同步推進「做大」和「做強」。
2. 我們將繼續改進生產技術，以降低單位生產成本。
3. 我們將調整區域營銷戰略，並將於美洲、歐洲及東南亞成立三大區域營銷中心，旨在直接服務我們的海外客戶。
4. 我們將完善物流體系、進一步優化物流流程及將物流成本降低。
5. 我們正在改造二零二零年收購的廠房，生產我們產品中使用的化學品，以降低生產成本。我們還將考慮增加主要產品的產能，以鞏固我們的市場地位。
6. 儘管美國項目建設有所推遲，但我們仍在進行在其他地點建立生產基地的可行性研究，以繼續推進我們的國際化計劃。



MANAGEMENT REVIEW

管理層回顧

Other Information

Material acquisition or disposal of subsidiary and associated company

The Group had no material acquisition or disposal of subsidiaries or associated companies for the Year.

Employees

As at 31 December 2022, the Group had approximately 15,100 employees. Employees' remuneration was paid in accordance with relevant policies in the PRC. Appropriate salaries and bonuses were paid which commensurated with the actual practices of the Group. Other corresponding benefits include pension, unemployment insurance, housing allowance, etc.. Please refer to the paragraph headed "Share option schemes" under the "Directors' Report" section below for the share options granted to certain Directors and employees of the Group pursuant to the Post-IPO and New Share Option Schemes.

Uyghur Forced Labor Prevention Act

Based on the Uyghur Forced Labor Prevention Act implemented by the U.S. in June 2022, the U.S. Customs and Border Protection ("CBP") requires non-Xinjiang-related and non-forced-labour supporting materials to be submitted and approved for clearance of the Group's exported products into the U.S. market.

The Group confirmed that no "forced labour" is used in our production. The Group provides supporting materials of the exported products to CBP for approval and then the products are continuously cleared and released into the U.S. market.

其他資料

附屬公司及聯營公司的重大收購或出售

本集團於本年度並無進行任何附屬公司或聯營公司的重大收購或出售事項。

僱員

截至二零二二年十二月三十一日，本集團僱用約15,100名僱員。僱員薪酬根據中國有關政策支付。本集團按實際常規支付適當薪金及花紅。其他相關福利包括退休金、失業保險及住房津貼等。關於根據首次公開發售後及新購股權計劃授予若干董事及本集團僱員的購股權，請參閱下文「董事會報告」一節下「購股權計劃」一段。

《防止強迫維吾爾人勞動法》

基於美國於二零二二年六月執行《防止強迫維吾爾人勞動法》後，美國海關與邊境保護局（「CBP」）要求提交非涉疆和非涉及強迫勞動的證明資料並經批准，以便本集團的出口產品通關進入美國市場。

本集團確認，我們的生產中並無使用「強迫勞動」。本集團向CBP提供出口產品的證明資料以供批准，其後產品不斷通關並進入美國市場。



MANAGEMENT REVIEW 管理層回顧

Purchase, redemption or sales of listed securities of the Company

Neither the Company, nor any of its subsidiaries purchased, redeemed or sold any of the Company's listed securities during the Year.

Audit Committee

The Company established the Audit Committee in compliance with the Listing Rules. The Audit Committee comprises three independent non-executive Directors, and is responsible for reviewing the Group's audit, interim and annual accounts of the Group and the system of internal control. The Audit Committee has reviewed the Group's consolidated financial statements for the Year, including the accounting principles and practices adopted by the Group.

Closure of register of members

The register of members of the Company will be closed from 22 May 2023 to 25 May 2023 (both dates inclusive), during which period no transfer of shares will be registered. In order to determine the identity of members who are entitled to attend and vote at the annual general meeting to be held on 25 May 2023, all transfers of shares accompanied by the relevant share certificates must be lodged with the Company's branch registrar in Hong Kong, Tricor Investor Services Limited at 17/F, Far East Finance Centre, 16 Harcourt Road, Hong Kong no later than 4:30 p.m. on 19 May 2023.

The register of members of the Company will be closed from 7 June 2023 to 9 June 2023 (both dates inclusive), during which no transfer of shares will be registered. In order to qualify for the proposed final dividend and special final dividend, all transfers of shares accompanied by the relevant share certificates must be lodged with the Company's branch registrar in Hong Kong, Tricor Investor Services Limited at 17/F, Far East Finance Centre, 16 Harcourt Road, Hong Kong no later than 4:30 p.m. on 6 June 2023.

Annual general meeting

The annual general meeting is expected to be held on 25 May 2023. A notice convening the annual general meeting will be dispatched to the Shareholders in due course.

購買、贖回或出售本公司上市證券

於本年度，本公司或其任何附屬公司並無購買、贖回或出售任何本公司上市證券。

審核委員會

本公司已根據上市規則成立審核委員會。審核委員會成員由三名獨立非執行董事組成，並負責審閱本集團的審核工作、本集團的中期及年度賬目以及內部控制制度。審核委員會已審閱本集團於本年度的合併財務報表，當中包括本集團採納的會計原則及慣例。

暫停辦理股份過戶登記手續

本公司將於二零二三年五月二十二日至二零二三年五月二十五日(包括首尾兩日)暫停辦理股份過戶登記手續，期間將不會辦理股份過戶登記。為決定有權出席將於二零二三年五月二十五日舉行的股東週年大會並於會上投票的股東身份，所有股份過戶文件連同有關股票最遲須於二零二三年五月十九日下午四時三十分前，交回本公司的香港股份過戶登記分處卓佳證券登記有限公司，地址為香港夏慤道16號遠東金融中心17樓。

本公司將於二零二三年六月七日至二零二三年六月九日(包括首尾兩日)暫停辦理股份過戶登記手續，期間將不會辦理股份過戶登記。為符合資格獲派建議末期股息及特別末期股息，所有股份過戶文件連同有關股票最遲須於二零二三年六月六日下午四時三十分前，交回本公司的香港股份過戶登記分處卓佳證券登記有限公司，地址為香港夏慤道16號遠東金融中心17樓。

股東週年大會

預期股東週年大會將於二零二三年五月二十五日舉行。本公司將於適當時候向股東寄發召開股東週年大會的通告。



ESG EXECUTIVE SUMMARY

ESG管理層摘要

This is the ESG executive summary of 2022 ESG Report. For details, please refer to the full report on the websites of the Stock Exchange and the Company.

Executive Summary

In 2022, after the establishment of the ESG Committee of the Board, it marks the first year of the comprehensive transformation of the ESG management system of the Fufeng Group. We have been paying attention to the expectations of society, markets, and investors regarding the Group's ESG performance, and have given higher strategic significance to the development of ESG. We actively practice ESG concepts by focusing on sustainable development, diversity, business ethics, and community welfare.

Under the leadership of the national “dual-carbon goals”, Fufeng Group continues to evaluate and explore the implementation of green and low-carbon solutions. We are increasing investment in energy conservation and emissions reduction technology renovation projects and replacing high-energy-emitting equipment with green and low-energy-emitting equipment to promote the Company's low-carbon transformation. Fufeng Group prioritises product quality as the top priority in our daily work. Meanwhile, in order to provide consumers with better products and services, we continuously optimise and improve product processes and improve customer service and after-sales service. “People-oriented” is the core value of Fufeng Group. We strive to create a work environment that is equal, respectful, inclusive, and diverse in culture, and focus on the growth and development of every employee. Fufeng Group always adheres to creating a sunny, honest, and self-disciplined atmosphere, adheres to the bottom line of business ethics, and builds new social trust. As a promoter of sustainable communities, Fufeng Group actively participates in social welfare interactions, supports rural revitalization, and continues to give back to society through practical actions.

這是二零二二年 ESG 報告之 ESG 管理層摘要，如需完整報告請參閱聯交所及本公司網站。

管理層摘要

2022年是阜豐集團成立董事會 ESG 委員會之後的第一年，是集團全面提升 ESG 管理體系的轉型之年。我們早已經關注到社會、市場、投資人對集團 ESG 表現的期望，將 ESG 發展賦予更高的戰略意義，我們通過高度關注可持續發展、多元化、商業道德、社區公益等，積極踐行 ESG 理念。

在國家「雙碳目標」引領推動下，阜豐集團持續評估探索落實綠色低碳的方案，通過加大節能減排技改項目的投資投入、更換綠色低能排放設備，推動公司低碳轉型。阜豐集團將保證產品質量作為日常工作的第一位，同時為了給消費者提供更優質的產品及服務，我們持續積極優化改進產品工藝、提升客服售後服務。「以人為本」是阜豐集團的核心價值觀，我們努力建設平等、尊重、包容、多元文化的工作環境，關注每一位員工的成長與發展。阜豐集團始終堅持營造陽光、廉潔、自律的氛圍，堅守商業道德底線，構建社會新信任。作為可持續社區的推動者，阜豐集團積極參與社會公益互動、支持鄉村振興，通過實際行動持續行動回報社會。



ESG EXECUTIVE SUMMARY

ESG管理層摘要

Under the leadership of the management, all employees of Fufeng Group achieved the below ESG performance highlights in 2022:

Operational Performance

- Financial performance: The sales revenue for the year was RMB27,475 million, representing an increase of 27.55% as compared to 2021.

Disclosure and Reporting

- In 2022, Fufeng Group received the “Green Deposit Scheme” award from Mitsubishi UFJ Financial Group, Inc. (MUFG).

Environmental Performance

- Emission concentration of greenhouse gases was 323.87 tCO₂e/million RMB revenue, representing a decrease of 8.16% as compared to 2021.
- Exhaust emission density was 0.16 tonne/million RMB revenue, representing a decrease of 11.11% as compared to 2021.
- Total sewage discharge was 9,845,500 tonnes, representing a decrease of 1.28% as compared to 2021.
- Recycled sewage volume was 44,387,700 tonnes, representing an increase of 32.33% as compared to 2021.
- Emission intensity of non-hazardous waste was 44.41 tonne/million RMB revenue, representing a decrease of 13.70% as compared to 2021.
- Total energy intensity was 7,119.95 GJ per million RMB revenue, representing a decrease of 13.79% as compared to 2021.
- Total water consumption was 16,949,800 tonnes, representing a decrease of 1.93% as compared to 2021; and total water consumption intensity was 0.62 tonne/thousand RMB revenue, representing a decrease of 22.50% as compared to 2021.

卓豐集團全體員工在管理層的領導下，2022年在ESG方面做出績效，亮點摘要如下：

經營績效

- 財務表現：全年銷售收入為274.75億元人民幣，較2021年增長27.55%。

資料披露與報告

- 卓豐集團於2022年獲得三菱日聯金融集團(MUFG)頒發的「綠色存款計劃」獎項。

環境績效

- 溫室氣體排放密度為323.87噸二氧化碳排放／百萬元人民幣營業額，較2021年降低8.16%。
- 廢氣排放密度為0.16噸／百萬元人民幣營業額，較2021年降低11.11%。
- 總廢水量為984.55萬噸，較2021年降低1.28%。
- 廢水回收利用量為4,438.77萬噸，較2021年增加32.33%。
- 無害廢棄物排放密度為44.41噸／百萬元人民幣營業額，較2021年降低13.70%。
- 總能源密度為7,119.95千兆焦／百萬元人民幣營業額，較2021年降低13.79%。
- 總耗水量為1,694.98萬噸，較2021年降低1.93%；總耗水密度為0.62噸／千元人民幣營業額，較2021年降低22.50%。



ESG EXECUTIVE SUMMARY

ESG管理層摘要

Social Performance

- Total number of employees: 15,099.
- Accumulated number of trained employees: 13,700, accounting for 90.7% of the total number of employees.
- Accumulated training hours of employees: 550,866 hours.
- Cumulative resources invested in public welfare: RMB15.25 million
- 2 surveys on customer satisfaction with a satisfaction score of 4.48 (out of 5).
- 0 product recalls for safety and health reasons.
- 1,600+ reports on quality hazard received, and corrective measures being formulated to effectively reduce quality hazard.

In 2023, Fufeng Group will continue to be committed to the development and prosperity of the bio-fermentation industry and other diversified industries. We will persist in entrepreneurship, continue to strive, and act with integrity to fulfill our responsibilities to customers, employees, shareholders, and society, creating value and achieving mutual benefit and win-win cooperation. We will work together to move forward towards a brighter future.

社會績效

- 僱員總數：15,099人。
- 員工累計受訓人數13,700人，佔員工總數90.7%
- 員工累計受訓時長：550,866小時。
- 公益累計資源投入約：人民幣1,525萬元。
- 完成2次客戶滿意度調查工作，滿意度調查分數達到4.48分（滿分5分）。
- 0起因安全與健康理由需要進行產品回收的問題。
- 收集1,600餘份質量隱患報告，制定整改措施有效降低質量隱患。

2023年，阜豐集團將持續致力於生物發酵行業及其他多元化產業的發展與繁榮，堅持持續創業，不斷奮鬥，誠信地為客戶、員工、股東、社會承擔責任、創造價值，與之互惠雙贏、同舟共進。



CORPORATE GOVERNANCE REPORT

企業管治報告

The Company is committed to maintaining a high standard on corporate governance practices. Continuous efforts are made to review and enhance the Group's internal controls and risk management procedures in light of changes in regulations and developments in best practices.

Corporate Governance Code

The Company's corporate governance practices are based on the principles and code provisions set out in the CG Code. During the Year, the Company had complied with the CG Code except for the following:

Code provision C.1.6 of the CG Code: The Independent non-executive Directors and the non-executive Directors should attend the general meetings of the Company. However, due to other commitments, the Independent non-executive Directors, Mr. Zhang Youming did not attend the annual general meeting of the Company held on 27 May 2022. All the Directors have given the Board and the committees of which they are members the benefit of their skills, expertise and varied backgrounds and qualifications through regular attendance and active participation. The Directors will also endeavor to attend future general meetings and develop a balanced understanding of the views of Shareholders.

Board of Directors

The Board comprises (i) three executive Directors, Mr. Li Xuechun, Mr. Li Deheng, and Mr. Li Guangyu; and (ii) three Independent non-executive Directors, Mr. Lau Chung Wai, Mr. Zhang Youming and Ms. Li Ming. Mr. Li Xuechun is the chairman of the Board. Mr. Li Xuechun is the father of Mr. Li Guangyu and the brother-in-law of Mr. Li Deheng. The Group has appointed Mr. Li Deheng as the chief executive officer since 1 June 2020.

For details of the Directors' biographical information, please refer to the section headed "Biographies of Directors and Senior Management".

本公司致力維持高水平企業管治常規。本集團會因應法規之變動及最佳常規之發展，不斷致力檢討及提升其內部控制及風險管理程序。

企業管治守則

本公司之企業管治常規乃以企業管治守則所載之原則及守則條文為基準。於本年度，本公司已遵守企業管治守則，惟下列所載者除外：

企業管治守則之守則條文第C.1.6條：獨立非執行董事及非執行董事須出席本公司股東大會。然而，由於獨立非執行董事張友明先生另有公務，故並無出席本公司於二零二二年五月二十七日舉行之股東週年大會。透過定期出席及積極參與董事會及彼等所屬之委員會，全體董事之技能、專業知識、背景及資歷均有利於董事會及彼等所屬之委員會。董事亦將盡力出席日後召開之股東大會，對股東之意見有均衡的瞭解。

董事會

董事會成員包括(i)三名執行董事李學純先生、李德衡先生及李廣玉先生；及(ii)三名獨立非執行董事劉仲緯先生、張友明先生及李銘女士。李學純先生為董事會主席，李學純先生為李廣玉先生之父親及李德衡先生之內兄。本集團自二零二零年六月一日起委任李德衡先生為行政總裁。

有關董事履歷資料詳情，請參閱「董事及高級管理層履歷」一節。



CORPORATE GOVERNANCE REPORT

企業管治報告

Responsibilities, Accountabilities and Contributions of the Board and Management

The Board is collectively responsible for promoting the success and interest of the Group through its leadership and supervision. The principal tasks of the Board are to:

- provide entrepreneurial leadership for the Company with a framework of prudent and effective controls which enables risks to be assessed and managed;
- set the Company's strategic aims, ensuring that the necessary financial and human resources are in place for the Company to meet its objectives and review its management performance; and
- set the Company's values and standards and ensure that its obligations to its Shareholders and others are understood and met.

No event or condition of material uncertainties was found that may cast significant doubt on the Company's ability to continue as a going concern during the Year. The Directors were responsible for the preparation and the true and fair presentation of the financial statements of the Company, in all material respects, in accordance with the applicable regulatory requirements.

The Division of Responsibilities Between the Chairman and the Chief Executive Officer

The roles of the Chairman and the Chief Executive Officer should be separated. Mr. Li Xuechun, being the chairman of the Group, is responsible for the orderly conduct and operation of the Board while Mr. Li Deheng, being the Chief Executive Officer of the Group, is responsible for the daily operations of the Group. The division of responsibilities between the Chairman and the Chief Executive Officer is clearly established.

董事會及管理層之職責、問責性及貢獻

董事會通過領導及監督，共同負責推動本集團之成功及利益。董事會之主要工作是：

- 以審慎有效之控制架構向本公司提供企業領導，令風險得以評估及管理；
- 設定本公司之策略目標，確保所需之財務及人力資源屬適當，令本公司可達到其目標及評審管理層之表現；及
- 設定本公司之價值及標準，確保其對股東及他人之義務得以了解及履行。

於本年度，並無發現可導致本公司之持續經營能力存重大疑問之事件或重大不明朗情況。董事有責任根據適用法規規定，在各重要範疇上編製及呈列真實公平之本公司財務報表。

主席與行政總裁之職位應有區分

主席與行政總裁之職權應有所區分。李學純先生為本集團主席，負責董事會有秩序管理及運作，而李德衡先生為本集團行政總裁，負責本集團之日常運作。主席與行政總裁之職責有清晰之區別。



CORPORATE GOVERNANCE REPORT 企業管治報告

The main duties of the Chairman include providing leadership for and overseeing the functioning of the Board; formulating overall strategies and policies of the Company; ensuring that all directors of the Board are properly briefed on issues arising at Board meetings and giving each Director an opportunity to express his view at board meetings; ensuring that directors receive adequate information, which must be complete and reliable, in a timely manner; ensuring that the Board works effectively and discharges its responsibilities; ensuring that all key and appropriate issues are discussed by the Board in a timely manner; drawing up and approving the agenda for each board meeting taking into account, where appropriate, any matters proposed by the other directors for inclusion in the agenda; taking responsibility for ensuring that good corporate governance practices and procedures are established; encouraging all directors to make a full and active contribution to the Board's affairs and take the lead to ensure that the Board acts in the best interests of the Company; ensuring that appropriate steps are taken to provide effective communication with Shareholders and that views of Shareholders are communicated to the Board as a whole; and facilitating the effective contribution of Directors and ensuring constructive relations between executive Directors and non-executive Directors.

The duties of the Chief Executive Officer include taking responsibility for the Group's operation and management; implementing decisions and plans approved by the Board; making day-to-day operational and managerial decision; and coordinating overall business operations.

Independent Non-Executive Directors

Independent non-executive Directors have been appointed for a term of two years. They are subject to retirement and re-election in accordance with the Company's Articles of Association.

In accordance with the independence guidelines set out in Rule 3.13 of the Listing Rules, the Board is of the view that all independent non-executive Directors are independent and the Company has received an annual confirmation of independence from each of the Independent non-executive Directors of the Company pursuant to the Listing Rules. As the three Independent non-executive Directors, representing over one-third of the Board, constituted a proper balance of power maintaining full and effective control of both the Group and its executive management.

主席之主要職責包括領導董事會及監察董事會功能；制定本公司整體策略及政策；確保董事會所有董事均適當知悉當前之事項及給予每名董事在董事會會議上表達其意見之機會；確保董事及時收到充分的資訊，而有關資訊亦必須完備可靠；確保董事會有效地運作，且履行應有責任；確保董事會及時就所有重要之適当事項進行討論；釐定並批准每次董事會會議之議程，在適當情況下，這過程中應當考慮將其他董事提議加入議程之任何事項；有責任確保本公司制定良好之企業管治常規及程序；鼓勵所有董事全力投入董事會事務，並以身作則，以及確保董事會行事符合本公司最佳利益；確保採取適當步驟保持與股東有效聯繫，以及確保股東意見可傳達到整個董事會；及促進董事對董事會作出有效貢獻，並確保執行董事與非執行董事之間維持建設性的關係。

行政總裁之職責包括負責本集團之經營和管理；執行董事會之決議及計劃；作出經營管理之日常決策；及協調整體業務營運。

獨立非執行董事

獨立非執行董事之任期為期兩年。彼等須遵行本公司之組織章程細則有關退任及膺選連任之規定。

根據上市規則第3.13條所載之獨立性指引，董事會認為全體獨立非執行董事均為獨立人士，而本公司每名獨立非執行董事已根據上市規則向本公司提供有關其獨立性之年度確認書。由於三名獨立非執行董事已佔董事會人數三分之一以上，構成適當權力平衡，對本集團及其行政管理維持全面及有效控制。



CORPORATE GOVERNANCE REPORT

企業管治報告

Company Secretary

The Company Secretary is a full time employee of the Company and reports to the Chairman of the Board and the General Manager. He is responsible for advising the Board on governance matters. For the year under review, the Company Secretary has more than 29 years of working experience in finance and accounting including over 15 years of experience as company secretary of Hong Kong listed companies. He confirmed he has taken no less than 15 hours of relevant professional training.

Skills, Knowledge, Experience and Attributes of Directors

All Directors of the Board had served in office during the Year. Every Director commits to give sufficient time and attention to the affairs of the Company. The Directors also demonstrate their understanding and commit to high standards of corporate governance. The executive Directors bring their perspectives to the Board through their deep understanding of the Group's business. The Independent non-executive Directors contribute their own skills and experience, understanding of local and global economies, and knowledge of capital markets to the Group's business. The Company is responsible for arranging and funding suitable continuous professional development programmes for all Directors to hone and refresh their knowledge and skills.

Directors' Induction and Continuous Professional Development

Upon appointment to the Board, each newly appointed Director receives a comprehensive induction package covering business operations, policy and procedures of the Company as well as the general, statutory and regulatory obligations of being a Director to ensure that he/she is sufficiently aware of his/her responsibilities under the Listing Rules and other relevant regulatory requirements.

The Directors are regularly briefed on the amendments to or updates on the relevant laws, rules and regulations. In addition, the Company has been encouraging the Directors and senior executives to enrol in a wide range of professional development courses or seminars relating to the Listing Rules, companies ordinance or act and corporate governance practices organised by professional bodies and independent auditors so that they can continuously update and further improve their relevant knowledge and skills.

公司秘書

公司秘書為本公司全職僱員，並向董事會主席及總經理匯報。彼負責就管治事宜向董事會提供建議。於回顧年度，公司秘書擁有逾29年財務及會計經驗，包括曾於香港上市公司任職公司秘書逾15年之經驗。彼確認其已接受不少於15小時之相關專業培訓。

董事技能、知識、經驗及特性

所有董事會之董事均於本年度服務本集團。各董事承諾投放足夠時間及注意力在本公司之事務上。董事亦表明他們理解及承諾維持高水平之企業管治。執行董事透過對本集團業務之深入了解並將彼等之觀點帶入董事會。獨立非執行董事則因憑本身之技能及經驗、對本地及全球經濟之認識以及對資本市場以至本集團業務之知識而作出貢獻。本公司有責任為全體董事安排及資助合適之持續專業發展計劃，以發展及更新彼等之知識及技能。

董事就職及持續專業發展

於委任加入董事會時，各新任董事將收到一份詳盡之入職資料，涵蓋本公司業務營運、政策及程序以及作為董事在一般、法定及監管規定上所須履行責任之資料，以確保其充分瞭解其於上市規則及其他相關監管規定下之責任。

董事亦定期獲簡介相關法例、規則及規例之修訂或最新版本。此外，本公司一直鼓勵董事及高級行政人員報讀由專業團體及獨立核數師舉辦有關上市規則、公司條例或法例及企業管治常規之全面專業發展課程及講座，使彼等可持續更新及進一步提升相關知識及技能。



CORPORATE GOVERNANCE REPORT 企業管治報告

From time to time, Directors are provided with written materials to develop and refresh their professional skills; the company secretary also organises and arranges seminars on the latest development of applicable laws, rules and regulations for the Directors to assist them in discharging their duties.

According to the records maintained by the Company, the Directors received the following training with an emphasis on the roles, functions and duties of a director of a listed company in compliance with the requirement of the CG Code on continuous professional development during the Year:

董事亦不時獲提供書面培訓材料以發展及更新彼等之專業技能；公司秘書亦就有關董事之適用法例、規則及規例之最新發展組織及安排講座，以協助彼等履行職務。

根據本公司存置之記錄，為符合企業管治守則關於持續專業發展之規定，董事於本年度接受以下重點在於上市公司董事之角色、職能及職責之培訓：

Director	董事	Corporate Governance/ Updates on laws, rules and regulations 企業管治／法例、規則及 規例之更新	
		Read materials 閱讀材料	Attend workshops 出席工作坊
<i>Executive Directors</i>			
Mr. Li Xuechun	李學純先生	✓	✓
Mr. Li Deheng	李德衡先生	✓	✓
Mr. Li Guangyu	李廣玉先生	✓	✓
<i>Independent non-executive Directors</i>			
Mr. Lau Chung Wai	劉仲緯先生	✓	✓
Mr. Zhang Youming	張友明先生	✓	✓
Ms. Li Ming	李銘女士	✓	✓

Board Meetings

The chairman is responsible for the leadership of the Board, ensuring the effectiveness of the Board in all aspects of its role, setting agenda for board meetings, and taking into account any matters proposed by other Directors for inclusion in the agenda. Agenda and related board papers are circulated at least 7 days before the time of a board or committee meeting where possible.

董事會會議

主席負責領導董事會，確保董事會各方面有效地運作及釐定董事會會議之議程，並考慮將其他董事提議之任何事宜加入議程。會議議程及相關會議文件應至少在舉行董事會或其轄下委員會會議日期7天前送出。



CORPORATE GOVERNANCE REPORT

企業管治報告

The chairman is also responsible for making sure that all Directors are properly briefed on issues arising at board meetings. The chairman also ensures that the Directors receive accurate, timely and clear information. Directors are encouraged to update their skills, knowledge and familiarity with the Company through their initial induction, ongoing participation at board and committee meetings, and through meeting key people at head office and in the divisions.

All Directors have access to the services of the company secretary who regularly updates the Board on governance and regulatory matters. Any Director, who wishes to do so in the furtherance of his or her duties, may seek independent professional advice through the chairman at the Company's expense. The availability of professional advice extends to the Audit, Remuneration and other Committees.

Regular Board meetings will be held at least four times a year and the Board will convene other meetings when necessary. Before a Board meeting is convened, relevant documents will be sent to the Directors for their review pursuant to the Listing Rules and the CG Code. For the Year, four regular Board meetings and one annual general meeting were held. Individual attendance of each Director at the Board meeting and the annual general meeting during 2022 is set out below:

主席亦負責應確保董事會會議上所有董事均適當知悉當前的討論事項。主席亦確保董事收到準確、適時及清楚的資料，並鼓勵各董事透過就職時所獲的就任須知、持續參與董事會及委員會會議，以及與主要管理人員於總部及分行會面，不斷更新其技能、知識，以及加深對本公司的熟悉程度。

所有董事均可享用公司秘書的服務，公司秘書須定期讓董事會知悉有關管治及規管事宜的最新資料。任何董事可為履行職責而透過主席尋求獨立專業意見，費用由本公司承擔。審核委員會、薪酬委員會及其他委員會亦可尋求專業意見。

董事會每年最少舉行四次定期會議，董事會將於有需要時召開其他會議。召開董事會會議前，會根據上市規則及企業管治守則將相關文件發送予董事供其審閱。於本年度，董事會曾舉行四次定期會議及一次股東週年大會。各董事於二零二二年於董事會會議及股東週年大會的個別出席記錄載列如下：

Director	董事	Board meeting attendance 董事會出席率	Annual general meeting attendance 股東週年大會出席率
<i>Executive Directors</i>			
Mr. Li Xuechun (Chairman)	李學純先生(董事長)	4/4	1/1
Mr. Li Deheng	李德衡先生	4/4	0/1
Mr. Li Guangyu	李廣玉先生	4/4	0/1
<i>Independent non-executive Directors</i>			
Mr. Lau Chung Wai	劉仲緯先生	4/4	1/1
Mr. Zhang Youming	張友明先生	4/4	0/1
Ms. Li Ming (appointed on 1 April 2022)	李銘女士 (於二零二二年四月一日獲委任)	3/4	1/1
Mr. Xu Zhenghong (resigned on 1 April 2022)	許正宏先生 (於二零二二年四月一日辭任)	1/4	0/1

CORPORATE GOVERNANCE REPORT 企業管治報告

Minutes of Board meetings are taken by the company secretary or the secretary to the Board and, together with any supporting Board papers, are available to all Board members. Board meetings are structured to encourage open and frank discussions to ensure the non-executive Directors can provide effective enquiries to each executive Director. When necessary, the Independent non-executive Directors meet privately to discuss matters which are relevant to their specific responsibility.

In furtherance of good corporate governance, the Board has established four committees: Audit Committee, Nomination Committee, Remuneration Committee and ESG Committee. All committees have its terms of reference which fulfill the principles set out in the CG Code. The secretary of the Board takes minutes of the meetings of these committees and the work of these committees is reported to the Board.

Directors' and Officers' Liability Insurance and Indemnity

The Company has arranged appropriate liability insurance to indemnify its Directors and officers in respect of legal actions against the Directors. Throughout the year, no claim had been made against the Directors and the officers of the Company.

Board Diversity Policy

The Board have adopted a policy of Board diversity and discussed all measurable objectives set for implementing the same.

The Company recognises and embraces the benefits of diversity of Board members. It endeavors to ensure that the Board has a balance of skills, experience and diversity of perspectives appropriate to the requirements of the Company's business. Selection of candidates will be based on a range of diversity perspectives, including but not limited to gender, age, cultural and educational background, ethnicity, professional experience, skills and knowledge. All Board appointments will continue to be made on a merit basis with due regard for the benefits of diversity of the Board members.

董事會會議記錄由公司秘書或董事會秘書負責撰寫，該等會議記錄連同任何有關的董事會會議文件，均向所有董事會成員提供。董事會會議的設立，旨在鼓勵董事作公開和坦誠的討論，確保非執行董事能向每名執行董事提出有效的查詢。在需要時，獨立非執行董事會私下進行會議，討論與其本身職責有關的事項。

為確保良好的企業管治，董事會已成立四個小組委員會：審核委員會、提名委員會、薪酬委員會及ESG委員會。所有委員會之職權範圍皆遵守企業管治守則所載原則。董事會秘書為該等委員會撰寫會議記錄，而該等委員會向董事會匯報工作。

董事及高級人員責任保險及彌償

本公司已就其董事可能會面對的法律行動採購合適的責任保險，以彌償其董事及高級人員。年內，本公司董事及高級人員並無面臨任何索償。

董事會多元化政策

本公司已採納一項董事會多元化政策並就推行有關政策商討所有可衡量目標。

本公司知悉並擁護董事會成員多元化的裨益，並著力確保董事會具備滿足本公司業務要求與相關技能、經驗及多元化思維的平衡配套。董事會將根據多範疇多元化思維評估準則(包括但不限於性別、年齡、文化及教育背景、種族、專業經驗、技能及知識)篩選候選人。董事會所有委任將繼續用人唯才，尤其考慮董事會成員多元化的益處。



CORPORATE GOVERNANCE REPORT

企業管治報告

Having reviewed the Board composition, the Company had one female independent non-executive Director from December 2012 to March 2021. From 1 April 2021 to 31 March 2022, all of the Board members are male. The Company recognises the importance and benefits of gender diversity at the Board level and continue to take initiatives to identify female candidate(s) to enhance the gender diversity among the Board members. We have appointed one female independent non-executive Director in our Board from 1 April 2022.

Our diversity philosophy including the gender diversity was generally followed in the workforce throughout the Group for the Year. As of the date of this report, 79% of our total workforce (including senior management) was male. We will continue with our efforts to increase gender diversity across our workforce.

Corporate Governance Functions

The Board is responsible for performing the functions set out in the Code Provision A.2.1 of the CG Code.

The Board has reviewed the Company's corporate governance policies and practices, training and continuous professional development of Directors and senior management, and the Company's policies and practices on compliance with legal and regulatory requirements, the compliance of Model Code, and the Company's compliance with the CG Code and disclosure in this Corporate Governance Report.

Model Code on Securities Transactions

The Company has adopted the Model Code. Having made specific enquiry of all Directors, the Directors have complied with the Model Code for the year ended of 31 December 2022.

經檢討董事會的組成，本公司自二零一二年十二月至二零二一年三月擁有一名女性獨立非執行董事。自二零二一年四月一日起至二零二二年三月三十一日，全體董事會成員為男性。本公司知悉董事會中性別多元化的重要性和裨益，並繼續採取行動，物色女性候選人以提升董事會成員之間的性別多元化。我們已自二零二二年四月一日起於董事會中委任一名女性獨立非執行董事。

於本年度，本集團在員工當中全面貫徹我們的多元化理念（包括性別多元化）。截至本報告日期，我們全體員工（包括高級管理層）的79%為男性。我們將繼續努力提高我們員工的性別多元化。

企業管治職能

董事會負責執行企業管治守則之守則條文第A.2.1條所載之職能。

董事會已檢討本公司的企業管治政策及慣例、董事及高級管理人員的培訓及持續專業發展、本公司有關遵守法律及監管規定的政策及慣例、標準守則的合規，以及本公司遵守企業管治守則的情況及本企業管治報告的披露資料。

證券交易的標準守則

本公司已採納標準守則。經特定諮詢全體董事後，董事截至二零二二年十二月三十一日止年度一直遵守標準守則。



CORPORATE GOVERNANCE REPORT 企業管治報告

Accountability and Auditor's Remuneration

The Directors acknowledge their responsibility for preparation of consolidated financial statements of the Group. This responsibility has also been mentioned in the independent auditor's report on page 61.

The Board had conducted a review on the system of risk management and internal control of the Group and considers that the system of risk management and internal control is effectively operated.

The professional fee payable to the auditors of the Group in respect of the audit and non-audit services provided by the auditors of the Group is as follows:

Type of services	服務類型	Amount 金額 (RMB'000) (人民幣千元)
Audit services	審核服務	4,666
Non-audit services	非審核服務	1,540
		6,206

Non-audit services mainly represented the professional fee payable by the Group for services related to the projects of internal control review and taxation advisory services.

Audit Committee

The Audit Committee, established with the written terms of reference in compliance with the CG Code, comprises three Independent non-executive Directors, Mr. Lau Chung Wai, Mr. Zhang Youming and Ms. Li Ming. Mr. Lau Chung Wai is the chairman of the Audit Committee.

The principal functions of the Audit Committee are to review the Group's audit, interim and annual accounts of the Group and the system of risk management and internal control of the Group.

問責性及核數師酬金

董事知悉彼等編製本集團合併財務報表的責任。有關責任亦於第61頁的獨立核數師報告中提述。

董事會已就本集團的風險管理及內部控制系統進行審閱，認為本集團已有效實施風險管理及內部控制系統。

就本集團核數師所提供的審核及非審核服務應付本集團核數師的專業費用如下：

非審核服務主要指本集團對內部控制審閱項目服務及稅務顧問服務之應付專業費用。

審核委員會

本公司根據企業管治守則成立審核委員會，並以書面訂明其職權範圍，其成員包括三名獨立非執行董事劉仲緯先生、張友明先生及李銘女士。劉仲緯先生為審核委員會主席。

審核委員會的主要職責為審閱本集團審計、本集團中期及年度賬目以及本集團風險管理及內部控制系統。



CORPORATE GOVERNANCE REPORT

企業管治報告

The Audit Committee meetings will be held at least twice a year. For the year ended 31 December 2022, two Audit Committee meetings were held with Mr. Lau Chung Wai and Mr. Zhang Youming attended all the meetings. Mr. Xu Zhenghong (resigned on 1 April 2022) and Ms. Li Ming (appointed on 1 April 2022) attended one meeting, respectively.

The purpose of the meetings was to review the Group's results for the year 2021, the interim results for the year 2022 as well as discussing the risk management assessment and the internal control review and the audit of the Group. The Group's 2021 annual report and 2022 interim report have been reviewed by the Audit Committee, which was of the opinion that such reports were prepared in accordance with the applicable accounting standards and requirements.

Risk Management and Internal Control

The Board acknowledges that an effective system of internal control and risk management practices are essential in ensuring good corporate governance and achieving the strategic goals of the Group. The Board also acknowledges that it is the Board's responsibility to ensure that the Group maintains sound and effective internal controls to safeguard the assets of the Group at all times, it has conducted a review of the risk management and internal control systems during the reporting year.

The risk management and internal control systems of the Group are designed to manage rather than eliminate the risk of failure to achieve business objectives, and can only provide reasonable and not absolute assurance against material misstatement or loss.

審核委員會將每年最少舉行兩次會議。於截至二零二二年十二月三十一日止年度，審核委員會曾舉行兩次會議，劉仲緯先生及張友明先生均出席所有會議。許正宏先生（於二零二二年四月一日辭任）及李銘女士（於二零二二年四月一日獲委任）分別出席一次會議。

會議目的為審閱本集團二零二一年業績、二零二二年中期業績、討論風險管理評估、內部控制檢討及本集團審計事宜。審核委員會已審閱本集團二零二一年年報及二零二二年中期報告，認為該等報告乃根據適用會計準則及規定編製。

風險管理及內部控制

董事會明白有效的內部控制系統及風險管理實踐對確保良好管治及實現本集團的戰略目標而言不可或缺。董事會亦確認董事會有責任確保本集團於任何時間均維持良好及有效的內部控制，以保障本集團的資產。董事會在回顧年度內，已對風險管理及內部控制系統進行檢討。

本集團風險管理及內部控制系統乃旨在管理而非徹底消除未能實現業務目標的風險，僅能提供合理而非絕對保證不會存在重大錯誤陳述或損失。



CORPORATE GOVERNANCE REPORT
企業管治報告

Risk management and internal control framework

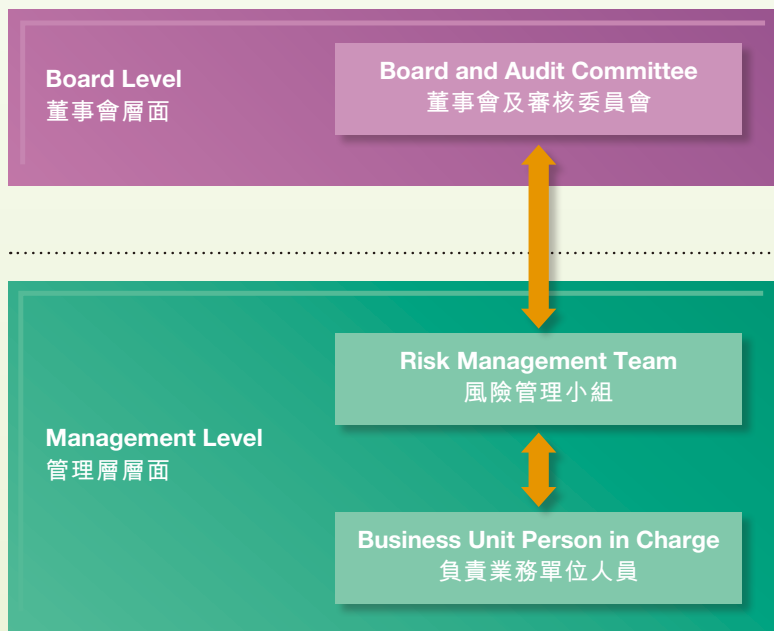
Risk Management

In order to continuously improve the risk management and internal control systems, as well as to enhance the level of management and risk prevention capabilities, the Company has developed a Risk Management Manual, established a risk management strategy and structure, as well as defined the measures for risk assessment and risk management reporting procedures during the reporting year. The organisational structure for risk management is set out as follows:

風險管理及內部控制架構

風險管理

為不斷改良風險管理及內部控制系統，以及提升管理和預防風險能力的水平，本公司已於報告年度制定風險管理手冊、成立風險管理策略及架構，並界定風險評估措施和風險管理匯報程序。風險管理組織架構如下：



The Board and Audit Committee oversees the structure and performance of the risk management functions, and assesses the effectiveness of the underlying risk management system.

董事會及審核委員會監察風險管理職能的架構及表現，並評估相關風險管理系統的效能。

The Risk Management Team of the Group comprises an executive Director and management personnel from the Group. The team aims to promote the awareness of risk management in daily operations. The Risk Management Team is responsible for coordinating and conducting risk assessments in accordance with the Risk Management Manual.

本集團的**風險管理小組**由本集團的一名執行董事和管理人員組成。小組旨在提高對日常營運中風險管理的意識。風險管理小組負責根據風險管理手冊協調及進行風險評估。



CORPORATE GOVERNANCE REPORT

企業管治報告

Management of business units work together with the Risk Management Team to perform risk assessment at operational level, and is responsible for monitoring and managing the risks identified in activities and operations. The Risk Management Team is responsible for the reporting risk management status to the Board and Audit Committee.

The four key steps in the risk management process are:

- **Risk identification and assessment** – identify the key risks of the Group and analyse the risk by considering the possibility of occurrence and the impact to the Group;
- **Risk handling** – adopt an appropriate risk management strategy (i.e. risk response) for each key risk;
- **Risk monitoring** – apply monitoring mechanism to ensure the risk response are operated effectively;
- **Risk reporting** – summarise the result of risk assessment and report to the Risk Management Team.

In the risk management process, the top risks within the Group are identified and assessed; and the respective risk management measures as well as the corresponding mitigating controls are discussed, agreed and implemented by the management. Risk assessment results are reported by the Risk Management Team to the Board and Audit Committee annually.

Internal Control

The Company has established internal audit function and regularly carries out reviews on the effectiveness of the internal control in order to ensure that they are able to meet and deal with the dynamic and ever changing business environment.

業務單位管理人員聯同風險管理小組在營運層面進行風險評估，並負責監察及管理在活動及營運中所識別出的風險。風險管理小組負責向董事會及審核委員會匯報風險管理情況。

風險管理程序中的四個關鍵步驟如下：

- **風險識別及評估**－識別本集團的主要風險，並透過考慮事件發生的可能性及對本集團的影響分析有關風險；
- **風險處理**－就每項關鍵風險採取適當的風險管理策略（即風險回應）；
- **風險監察**－採用監察機制，確保風險回應行之有效；
- **風險匯報**－概述風險評估結果，並向風險管理小組匯報。

在風險管理過程中會識別及評估本集團內部的重大風險，隨後管理層會討論、協定及實施相關風險管理措施和相應的紓緩控制，並由風險管理小組每年向董事會及審核委員會匯報有關風險評估結果。

內部控制

本公司有設立內部審核功能並定期對內部控制的有效性進行審閱，確保其能夠符合及應對靈活多變的經營環境。



CORPORATE GOVERNANCE REPORT 企業管治報告

In addition, the Board and the Audit Committee have also appointed professional accounting firms to take turns to review, on behalf of the Board and the Audit Committee, the effectiveness of the internal control system for all the principal business of the Group. The Audit Committee formulates and approves the scope of review for the professional accounting firms, who have already reported to the Board and the Audit Committee on the main results of internal control review. According to the results, there is room for improvement, but no material issues. The Group will provide proper follow-up on all the recommendations by the professional accounting firms, to ensure the execution of such recommendations within a reasonable timeframe. The Board and the Audit Committee are of the view that the main part of the Group's internal control system has been implemented on a reasonable basis.

Review the effectiveness of the risk management and internal control systems

The Risk Management Team assisted by professional accounting firms has made the annual risk assessment during the Year. It is reported to the Audit Committee. Key risks are identified and their responsive mitigating controls are documented in the risk registers and reported to the Board by the Audit Committee and Risk Management Team.

Through the Audit Committee and Risk Management Team, the Board has reviewed the risk management and internal control of business operations for the Year, and considered that the risk management and internal control systems were effective and sufficient. The management has provided confirmation as to the effectiveness of the system for the Year to the Audit Committee and the Board. The review covers all material controls, including financial, operational and compliance controls, and risk management functions. No significant areas of concern that may affect the Company to achieve strategic goals have been identified.

此外，董事會及審核委員會亦已委任專業會計師事務所，代表董事會及審核委員會輪流檢討本集團所有主要業務的內部控制系統成效。專業會計師事務所的檢討範圍由審核委員會制訂及審批。專業會計師事務所已向董事會及審核委員會匯報主要內部控制檢討結果，當中發現有待改善的地方，但並無重大事宜。本集團會妥善跟進專業會計師事務所的所有推薦建議，確保該等建議可於合理時間內執行。董事會及審核委員會認為已合理實施本集團內部控制系統的主要部分。

審閱風險管理及內部控制系統的有效性

由專業會計師事務所協助的風險管理小組已於本年度進行年度風險評估，並向審核委員會呈報。風險管理小組已識別出關鍵風險，並將其應對紓緩控制記錄在風險名冊，以及由審核委員會及風險管理小組向董事會呈報。

董事會透過審核委員會及風險管理小組，已對於本年度業務營運的風險管理及內部控制進行審閱，並認為其於本年度內屬有效及充分。管理層已就該等系統於本年度的有效性向審核管理委員會及董事會提供確認。該審閱涵蓋所有重大控制，包括財務、營運及合規控制和風險管理職能。概無識別出任何可能影響本公司實現戰略目標的重大關注範疇。



CORPORATE GOVERNANCE REPORT

企業管治報告

Disclosure of inside information

The Company has established policies and internal controls for the handling and dissemination of inside information to ensure that disclosures are made and/or announcements are published on a timely basis in accordance with the applicable laws and regulations. The Company has implemented procedures for responding to external enquiries about the Group's affairs and has in place a strict prohibition on unauthorised use of inside information.

Remuneration Committee

The Remuneration Committee established in compliance with the CG Code, comprises an executive Director, Mr. Li Xuechun and three Independent non-executive Directors, Mr. Lau Chung Wai, Mr. Zhang Youming and Ms. Li Ming. Mr. Lau Chung Wai is the chairman of the Remuneration Committee.

The principal functions of the Remuneration Committee are to review, develop and approve the Group's policy on remuneration of all Directors and senior management for the purpose of retaining and attracting talent to manage the Group effectively. The Directors and their associates do not participate in the decisions in relation to their own remuneration. The Remuneration Committee considers factors such as salaries paid by comparable companies, time commitment and responsibilities of the directors and senior management, employment conditions elsewhere in the Group and desirability of performance-based remuneration so as to align management incentives with Shareholders' interests.

The Remuneration Committee meetings will be held at least once a year. For the year ended of 31 December 2022, one Remuneration Committee meeting was held. Mr. Lau Chung Wai, Mr. Zhang Youming and Ms. Li Ming attended the meeting. The meeting of the Remuneration Committee was duly held for reviewing and determining the annual remuneration package of an executive Director. The Remuneration Committee consults the external human resource adviser about its proposal relating to the remuneration of the executive Director.

內幕消息披露

本公司已就處理及傳播內幕消息制定政策及內部控制，以確保根據適用法律及法規適時作出披露及／或刊發公告。本公司已實施有關回應本集團事務的外部查詢的程序及嚴禁非法使用內幕消息。

薪酬委員會

本公司根據企業管治守則成立薪酬委員會，其成員包括執行董事李學純先生以及三名獨立非執行董事劉仲緯先生、張友明先生及李銘女士。劉仲緯先生為薪酬委員會主席。

薪酬委員會的主要職責為審閱、制定及批准本集團有關全體董事及高級管理層薪酬的政策，務求留聘及吸引人才以有效管理本集團。董事及彼等的聯繫人士並無參與作出有關彼等本身薪酬的決策。薪酬委員會考慮可資比較公司支付的薪金、董事及高級管理層付出的時間及職責、本集團內其他職位的僱傭條件及是否應該按表現釐定薪酬等因素，使管理層的獎金符合股東利益。

薪酬委員會將每年最少舉行一次會議。截至二零二二年十二月三十一日止年度，薪酬委員會曾舉行一次會議。劉仲緯先生、張友明先生及李銘女士均出席該會議。薪酬委員會乃就檢討及釐訂執行董事的年度薪酬待遇而正式舉行該次會議。薪酬委員會就有關執行董事的薪酬建議諮詢外部人力資源顧問的意見。



CORPORATE GOVERNANCE REPORT
企業管治報告

Remuneration of Senior Management

The biographical details of the senior management are set out in the section headed “Biographies of Directors and Senior Management” of this annual report.

The remuneration paid/payable to senior management other than the Directors of the Company for the Year fell within the following band:

		Number of Individuals 人數
HKD1,500,001 to HKD2,000,000	1,500,001 港元至 2,000,000 港元	1
HKD2,500,001 to HKD3,000,000	2,500,001 港元至 3,000,000 港元	1

Nomination Committee

The Company has established a Nomination Committee on 20 March 2012 in compliance with the CG Code. The Nomination Committee is responsible for the appointment of new directors either to fill casual vacancies or as additional Board members. When assessing candidates for directorship, the nomination committee will take into consideration the skills, experience, education background, professional knowledge, personal integrity, board diversity and potential contribution to the Company of the proposed candidates. Qualified candidates will then be recommended to the Board for approval.

The Nomination Committee comprises one executive Director, Mr. Li Xuechun and three Independent non-executive Directors, Mr. Lau Chung Wai, Mr. Zhang Youming and Ms. Li Ming. Mr. Li Xuechun is the chairman of the Nomination Committee. For the year ended of 31 December 2022, one Nomination Committee meeting were held. Mr. Li Xuechun, Mr. Lau Chung Wai and Mr. Zhang Youming attended the meeting. The Nomination Committee meeting held made recommendation to the Board on the appointment of an independent Non-Executive Director.

高級管理層的酬金

高級管理層的履歷詳情載於本年報「董事及高級管理層履歷」一節。

於本年度，已付／應付本公司高級管理層（董事除外）的酬金範圍如下：

提名委員會

本公司於二零一二年三月二十日根據企業管治守則成立提名委員會。提名委員會負責委任新董事以填補臨時空缺或新增董事會成員。於考核董事候選人時，提名委員會將考慮建議候選人的技能、經驗、教育背景、專業知識、個人誠信、董事會成員多元化及對本公司的潛在貢獻。合資格候選人將獲推薦以供董事會批准。

提名委員會包括一名執行董事李學純先生及三名獨立非執行董事劉仲緯先生、張友明先生及李銘女士。李學純先生為提名委員會主席。截至二零二二年十二月三十一日止年度，提名委員會曾舉行一次會議。李學純先生、劉仲緯先生及張友明先生均出席該次會議。召開提名委員會會議以就委任獨立非執行董事向董事會作出推薦意見。



CORPORATE GOVERNANCE REPORT

企業管治報告

ESG Committee

The Company has established the ESG Committee on 31 August 2021. The ESG Committee is responsible for the promotion of the development and implementation of the environmental, social and governance works of the Group. The ESG Committee comprises two executive Directors, Mr. Li Xuechun and Mr. Li Deheng and three Independent non-executive Directors, Mr. Lau Chung Wai, Mr. Zhang Youming and Ms. Li Ming. Mr. Li Xuechun is the chairman of the ESG Committee. For the year ended of 31 December 2022, one ESG Committee meeting were held. Mr. Li Xuechun, Mr. Li Deheng, Mr. Lau Chung Wai, Mr. Zhang Youming and Ms. Li Ming attended the meeting.

Shareholders' Rights

The Company recognises the importance of good communications with the Shareholders and the investment community and also recognises the value of providing current and relevant information to Shareholders and the investors. The Board has established a Shareholders' communication policy setting out the principles of the Company in relation to the Shareholders' communication, with the objective of ensuring the Shareholders and investors are provided with ready, equal and timely access to current and relevant information about the Company.

The Company maintains on-going dialogue with Shareholders to communicate with them and encourage their participation through annual general meetings or other general meetings.

Registered Shareholders are notified by post for the Shareholders' meetings. Notice of meeting contains agenda, proposed resolutions and postal voting form.

ESG 委員會

本公司已於二零二一年八月三十一日成立 ESG 委員會。ESG 委員會負責推動本集團環境、社會及管治工作的發展及實施。ESG 委員會由兩名執行董事李學純先生及李德衡先生以及三名獨立非執行董事劉仲緯先生、張友明先生及李銘女士組成。李學純先生為 ESG 委員會主席。截至二零二二年十二月三十一日止年度，ESG 委員會曾舉行一次會議。李學純先生、李德衡先生、劉仲緯先生、張友明先生及李銘女士出席該次會議。

股東的權利

本公司明白與股東及投資界保持良好溝通的重要性，也認識到向股東及投資者提供當前及相關資訊的價值。董事會制定了股東通訊政策，列出本公司有關股東通訊之原則，旨在確保股東及投資者均可及時取得全面、相同及當前本公司的相關資料。

本公司透過股東週年大會或其他股東大會與股東一直保持溝通並鼓勵彼等參與股東大會。

登記股東以郵遞方式收取股東大會通告，大會通告載有議程、提呈的決議案及郵遞投票表格。



CORPORATE GOVERNANCE REPORT 企業管治報告

All registered Shareholders are entitled to attend annual and extraordinary general meetings, provided that their shares have been recorded in the Register of Shareholders.

The Board may, whenever it thinks fit, convene an extraordinary general meeting. Extraordinary general meetings shall also be convened on the requisition of one or more shareholders holding, at the date of deposit of the requisition, not less than one tenth of the paid up capital of the Company having the right of voting at general meetings. Such requisition shall be made in writing to the Board or the secretary for the purpose of requiring an extraordinary general meeting to be called by the Board for the transaction of any business specified in such requisition. Such meeting shall be held within two months after the deposit of such requisition. If within 21 days of such deposit, the Board fails to proceed to convene such meeting, the requisitionist(s) himself (themselves) may do so in the same manner, and all reasonable expenses incurred by the requisitionist(s) as a result of the failure of the Board shall be reimbursed to the requisitionist(s) by the Company.

Annual and interim reports offer comprehensive operational and financial performance information to Shareholders and the annual general meeting of the Company provides a forum for Shareholders to exchange views directly with the Board, which together help enhance and facilitate communication with Shareholders. Shareholders who are unable to attend a general meeting may complete and return to the Company's Share Registrar the proxy form enclosed with notice of meeting to give proxy to their representatives, another Shareholder or chairman of the meetings.

所有登記股東均有權出席股東週年大會及股東特別大會，惟彼等的股份必須已登記於股東名冊內。

董事會可於其認為適當的任何時候召開股東特別大會。股東特別大會亦須應任何一位或以上於遞呈要求當日持有不少於本公司繳足股本(具股東大會之投票權)十分之一的股東要求而予以召開。該項要求須以書面向董事會或秘書提呈，以要求董事會召開股東特別大會，以處理該要求中指明的任何事務。有關會議須於遞交有關請求後兩個月內舉行。若於遞呈當日起21日內，董事會沒有開展召開有關大會之程序，則遞呈要求人士可自發以同樣方式作出此舉，而遞呈要求人士因董事會之缺失而產生的所有合理開支應由本公司向遞呈要求人士償付。

年度及中期報告為股東提供經營及財務業績表現的詳盡資料，本公司的股東週年大會為股東提供與董事會成員直接交換意見的機會，這有助於加強和促進與股東的溝通。未能出席股東大會的股東可填妥隨附於大會通告的代表委任表格並交回本公司股份過戶處，以委任彼等之代表、另一名股東或大會主席為彼等的代表。



CORPORATE GOVERNANCE REPORT

企業管治報告

Investor Relations and Communications

The Company recognises the importance of efficient and effective communications with the investor community. Briefings and meetings with institutional investors are conducted regularly to provide them with up-to-date and comprehensive information about the Group's development. Besides, the Company facilitates the initiation and coverage of the Company published by research analysts of well-received investment banks which are instrumental in providing investors with independent and professional evaluations of the Company. Moreover, the Group participates in different international forums and overseas non-deal roadshows to elaborate on the Group's business development plans to global investors. Furthermore, the Company arranges site visits for institutional investors to our main plants in China. Last but not least, the Company has established a function dedicated to investor relations and engaged an external public relations company to take care of investor relations matters. The Company also maintains a website (<http://www.fufeng-group.com>) which renders Shareholders, investors and the general public direct access to the information of the Company on a timely basis.

In order to enable Shareholders to exercise their rights in an informed manner, and to allow them to engage actively with the Company, a shareholders communication policy of the Company has been established. Shareholders may at any time send their enquiries and concerns to the Company via the Company's website at www.fufeng-group.com. Shareholders may also make enquiries with the Board at the general meetings of the Company.

The Company reviewed the implementation and effectiveness of the shareholders' communication policy and considered it to be effective.

Constitutional Documents

During the Year, the Company amended and restated the articles of association of the Company in substitution for, and to the exclusion of, the Articles, in order to (i) bring the Articles in line with the relevant requirements of the Listing Rules (in particular, Appendix 3 of the Listing Rules) under the amendments thereto which took effect from 1 January 2022 and the laws of the Cayman Islands; (ii) to allow general meetings to be held as an electronic meeting or as a hybrid meeting where the Shareholders may participate by electronic means in addition to as a physical meeting where the Shareholders attend in person; and (iii) make some other housekeeping improvements.

與投資者的關係及溝通

本公司非常重視與投資界的高效及有效的溝通。本公司會定期與機構投資者舉行簡報會及會議，為彼等提供有關本集團發展的最新詳情。此外，本公司協助知名的投資銀行的研究分析師開始為本公司撰寫分析報告，此舉有利於提供投資者有關本公司的獨立及專業評估。此外，本集團出席不同的國際論壇和海外的非交易路演，向全球投資者闡述本集團的業務發展計劃。另外，本公司安排機構投資者實地考察本集團位於中國的主要廠房。最後但同樣重要的是，本公司已設有專責投資者關係的職能，並聘請外部公關公司負責投資者關係的事宜。本公司之網站 (<http://www.fufeng-group.com>) 為本公司與其股東、投資者及公眾人士提供通訊渠道，以及時獲取有關本公司之資料。

為了讓股東在知情的情況下行使其股東的權利，並讓他們積極參與本公司，本公司訂立了股東通訊政策。股東可在任何時間通過本公司網站 www.fufeng-group.com 向本公司發送彼等的查詢和其所關心的問題。股東亦可在本公司的股東大會上向董事會提出查詢。

本公司已檢討股東通訊政策的實施及效用，並認為其有效。

章程文件

年內，本公司修訂及重述的組織章程細則以取代及摒除細則，以(i)使細則根據自二零二二年一月一日起生效的上市規則相關修訂符合上市規則(尤其是上市規則附錄三)及開曼群島法律的相關規定；(ii)除以股東親身出席的現場會議形式舉行外，容許以股東可透過電子方式參加的電子會議或混合會議的形式舉行股東大會；及(iii)作出若干其他內部管理改進。

DIRECTORS' REPORT

董事會報告

The Board has the pleasure in presenting the report and the audited financial statements of the Group for the Year.

Principal Activities

The principal activity of the Company is investment holding. The activities of its subsidiaries are set out in Note 37 to the consolidated financial statements.

Result and Appropriations

Results of the Group for the Year are set out under the consolidated income statement on page 68.

Interim dividend and special interim dividend of HK32.0 cents and HK4.6 cents per Share respectively (equivalent to RMB27.9 cents and RMB4.0 cents per Share respectively)(2021: interim dividend HK9.8 cents only (equivalent to RMB8.2 cents) per Share) totaling HKD811,438,000 and HKD116,644,000 (equivalent to RMB708,255,000 and RMB101,812,000) were paid after 30 June 2023. The Board recommends the payment of a final dividend and a special final dividend of HK29.0 cents and HK4.1 cents per Share respectively (equivalent to RMB25.4 cents and RMB3.6 cents per Share respectively) (2021: final dividend HK11.7 cents only (equivalent to RMB9.5 cents) per Share) totaling HKD735,422,000 and HKD103,974,000 (equivalent to RMB643,789,000 and RMB91,018,000) for the Year.

Material Acquisitions or Disposal of Subsidiaries and Associated Companies

The Group had no material acquisition or disposal of subsidiaries or associated companies for the Year.

Reserves and Distributable Reserves

Movements in the reserves of the Group and of the Company during the Year are set out in Notes 25 and 35 to the consolidated financial statements.

As at 31 December 2022, the Company's reserves available for distribution to the Shareholders amounted to RMB5,904,156,000 (2021: RMB543,374,000).

Property, Plant and Equipment

Details of the movement in property, plant and equipment of the Group and of the Company are set out in Note 14 to the consolidated financial statements.

董事會欣然提呈本集團於本年度的報告及經審核財務報表。

主要業務

本公司的主要業務為投資控股，其附屬公司的業務載於合併財務報表附註37。

業績及分配

本集團於年度的業績載於第68頁的合併利潤表。

二零二三年六月三十日後已派付中期股息及特別中期股息分別每股32.0港仙及4.6港仙(分別相當於每股人民幣27.9分及人民幣4.0分(二零二一年：中期股息僅每股9.8港仙(相當於人民幣8.2分))，總額為811,438,000港元及116,644,000港元(相當於人民幣708,255,000元及人民幣101,812,000元)。董事會建議派付本年度的末期股息及特別末期股息分別每股29.0港仙及4.1港仙(分別相當於每股人民幣25.4分及人民幣3.6分)(二零二一年：末期股息僅每股11.7港仙(相當於人民幣9.5分))，總額為735,422,000港元及103,974,000港元(相當於人民幣643,789,000元及人民幣91,018,000元)。

附屬公司及聯營公司的重大收購或出售

本集團於本年度並無進行任何附屬公司或聯營公司的重大收購或出售事項。

儲備及可供分派儲備

本年度本集團及本公司的儲備變動載於合併財務報表附註25及35。

於二零二二年十二月三十一日，本公司可供分派予股東的儲備達人民幣5,904,156,000元(二零二一年：人民幣543,374,000元)。

物業、廠房及設備

本集團及本公司的物業、廠房及設備變動詳情載於合併財務報表附註14。



DIRECTORS' REPORT

董事會報告

Donations

During the Year, the Group made charitable donation amounting to RMB15,249,000 (2021: RMB1,077,000).

Share Capital

Details of the movement in share capital of the Company are set out in Note 23 to the consolidated financial statements.

Directors

As at the date of this report, the Board comprised:

Executive Directors

Mr. Li Xuechun (*Chairman*)

Mr. Li Deheng

Mr. Li Guangyu

Independent Non-executive Directors

Mr. Lau Chung Wai

Mr. Zhang Youming

Ms. Li Ming (appointed on 1 April 2022)

Mr. Xu Zhenghong (resigned on 1 April 2022)

Biographical details of the Directors are set out in the section headed "Biographies of Directors and Senior Management".

According to Article 87 of the articles of association of the Company, Mr. Li Deheng and Mr. Zhang Youming should retire by rotation and, being eligible, offer themselves for re-election at the forthcoming annual general meeting of the Company.

The Director, Mr. Li Deheng, proposed for re-election at the forthcoming annual general meeting has a service contract with the Company for an initial term of three years commencing from Listing Date. They are renewable automatically for successive terms of one year each commencing from the day following the expiry of the then current term unless and until (i) terminated by either party there to giving not less than three months' prior written notice with the last day of the notice falling on the last day of the initial term or any time thereafter; or (ii) the Director not being re-elected as a Director or being removed by Shareholders at general meeting of the Company in accordance with its articles of association.

捐款

於本年度，本集團作出慈善捐獻人民幣15,249,000元(二零二一年：人民幣1,077,000元)。

股本

本公司的股本變動詳情載於合併財務報表附註23。

董事

於本報告日期，董事會成員包括：

執行董事

李學純先生(董事長)

李德衡先生

李廣玉先生

獨立非執行董事

劉仲緯先生

張友明先生

李銘女士(於二零二二年四月一日獲委任)

許正宏先生(於二零二二年四月一日辭任)

董事的履歷詳情載於「董事及高級管理層履歷」一節。

根據本公司的組織章程細則第87條，李德衡先生及張友明先生須於本公司應屆股東週年大會上輪值告退，惟合資格並願意重選連任。

擬於應屆股東週年大會上重選連任的董事李德衡先生已與本公司訂立服務合約，自上市日期起計初步為期三年，可自動重續，由當時的現任任期屆滿翌日開始為期一年，除非及直至(i)服務合約其中一方發出不少於三個月事先書面通知終止(通知最後日期為初步年期的最後一日或其後任何時間)；或(ii)董事並無於本公司股東大會上根據組織章程細則獲重選為董事或被股東撤換為止。



DIRECTORS' REPORT

董事會報告

The Independent non-executive Director, Mr. Zhang Youming, proposed for re-election at the forthcoming annual general meeting has renewed a service contract with the Company for two years commencing from 1 April 2023 and is subject to the requirement on rotation, removal, vacation or termination of office according to the articles of association of the Company, the relevant laws and the Listing Rules.

As at 31 December 2022, there was no service contract which was not determinable by the employer within one year without payment of compensation (other than statutory compensation) between any company in the Group and any Director proposed for re-election at the forthcoming annual general meeting.

Directors' Interests in Transactions, Arrangements or Contracts of Significance

No transaction, arrangement or contract of significance, to which the Company or any of its subsidiaries was a party and in which a Director had a material interest, whether directly or indirectly, subsisted at the end of the Year or at any time during the Year.

Business Review

Review and analysis of the Group's activities can be found in the Management Review and ESG Executive Summary of this annual report which forms part of this directors' report.

Compliance with Relevant Laws and Regulations

The Group recognises the importance of compliance with regulatory requirements and the risk of non-compliance with relevant requirements could lead to adverse impact on the business operations and financial position of the Group. During the Year, as far as the Company is aware, there was no material breach of or non-compliance with the applicable laws and regulations by the Group that has a significant impact on the business and operations of the Group.

擬於應屆股東週年大會上重選連任的獨立非執行董事張友明先生已與本公司續訂服務合約，自二零二三年四月一日起為期兩年，並須遵守本公司組織章程細則、相關法例及上市規則項下有關輪值、撤換、辭退或終止其職務的規定。

於二零二二年十二月三十一日，本集團任何成員公司概無與擬於應屆股東週年大會重選連任的任何董事訂立僱主不得於一年內免付賠償(法定賠償除外)而可予終止的服務合約。

董事之重要交易、安排或合約權益

本公司或其任何附屬公司均無訂立於本年度末或於本年度任何時間存續而董事直接或間接擁有重大權益之重要交易、安排或合約。

業務回顧

構成部分本董事會報告的本集團活動的回顧及分析可參見本年報中的管理層回顧及ESG管理層摘要。

遵守相關法例及規例

本集團認同遵守監管規定的重要性及不遵守相關規定對本集團業務營運及財務狀況帶來不利影響之風險。於本年度內，就本公司所知，本集團概無嚴重違反或不遵守適用法例及規例的情況，致使對本集團的業務及營運造成重大影響。



DIRECTORS' REPORT

董事會報告

Relationship with Suppliers, Customers and Other Stakeholders

The Group understands the importance of maintaining a good relationship with its suppliers and customers to meet its immediate and long-term goals. The Group maintains a good relationship with suppliers and customers. During the Year, there was no material and significant dispute between the Group and its suppliers and/or customers.

The Group identified that the key stakeholders are employees of the Group and the Shareholders.

Employees

The activities of the Group is heavily relied on the quality and loyalty of the employees. Employees are regarded as the most valuable assets of the Group. The Group is aimed to reward the staff with competitive remuneration package and to provide staff with healthy and safety working environment. Staff are encouraged to attend training courses and reimbursement will be made for job-related training courses. The Group also promotes the employee involvement in effective communications in designing its policies and practices. The “People-oriented and Caring for Employees” section of the ESG Report has a more detail discussion.

Shareholders

The Shareholders support the Group's activities by providing funding to the Group. One of the goals of the Group is to enhance the corporate value to the Shareholders. The Group strives to obtain the quality investments in order to enhance the asset value and profitability of the Group which in turn the wealth of the Shareholders. The Group maintains regular communication with Shareholders by way of general meetings and announcements.

與供應商、客戶及其他權益相關者的關係

本集團深知與其供應商及客戶維持良好的關係以達成其中期及長期目標的重要性。本集團與其供應商及客戶維持良好的關係。於本年度，本集團與其供應商及／或客戶之間概無任何重大糾紛。

本集團深明本集團僱員及股東乃主要持份者。

僱員

本集團活動非常依賴僱員質素及忠誠。僱員乃本集團最有價值的資產。本集團旨在以具競爭力的薪酬待遇報償員工，並向員工提供健康及安全的工作環境。本集團鼓勵員工參與培訓課程，而與工作有關的培訓課程費用將可獲得報銷。本集團亦鼓勵僱員於設計政策及實務時參與有效溝通。環境、社會及管治報告的「以人為本、關注員工需求」一節載有更詳細討論。

股東

股東通過為本集團提供資金，以支持本集團活動。為股東提升企業價值乃本集團的目標之一。本集團致力獲得優質投資項目，提升本集團的資產價值及盈利能力，從而提升股東財富。本集團透過股東大會及公告，與股東維持定期溝通。



DIRECTORS' REPORT 董事會報告

Directors' and Chief Executives' Interests in Shares

The interest and short positions of the Directors and chief executive of the Company in the Shares, underlying Shares and debentures of the Company or any of its associated corporations (within the meaning of the SFO) as at 31 December 2022, as recorded in the register required to be kept under section 352 of the SFO or as otherwise notified to the Company and the Stock Exchange pursuant to the Model Code were as follows:

Long position

Name of Director	Name of company	Capacity	Number and class of securities	Percentage of interests to total issued share capital (approximate)
董事姓名	公司名稱	身份	證券數目及類別	權益佔已發行股本總數百分比(約數)
Li Xuechun	The Company	Interests of controlled corporation (Note 1)	1,000,217,461 Shares	39.44%
李學純	本公司	受控制公司權益(附註1)	1,000,217,461 股	39.44%
Li Deheng	The Company	Interests of controlled corporation (Note 2)	35,320,160 Shares	1.39%
李德衡	本公司	受控制公司權益(附註2)	35,320,160 股	1.39%

Notes:

- The interest in these Shares is held by Motivator Enterprises Limited, the entire issued share capital of which is wholly and beneficially owned by Mr. Li Xuechun, an executive Director and the chairman of the Company. Accordingly, Mr. Li Xuechun is deemed to be interested in all Shares held by Motivator Enterprises Limited under the SFO.
- The interest in these Shares is held by Empire Spring Investments Limited, the entire issued shares capital of which is wholly and beneficially owned by Mr. Li Deheng, an executive Director and chief executive of the Company. Accordingly, Mr Li Deheng is deemed to be interested in all Shares held by Empire Spring Investments Limited under the SFO.

Save as disclosed above, as at 31 December 2022, none of the Directors or the chief executive of the Company had an interest or short position in any Shares, underlying Shares or debentures of the Company or any of its associated corporations (within the meaning of Part XV of the SFO) as recorded in the register of interests required to be kept by the Company pursuant to section 352 of the SFO, or as otherwise notified to the Company and the Stock Exchange pursuant to the Model Code.

董事及最高行政人員的股份權益

於二零二二年十二月三十一日，董事及本公司最高行政人員在本公司或其任何相聯法團（定義見證券及期貨條例）之股份、相關股份及債券中，擁有須記錄於根據證券及期貨條例第352條規定存置之登記冊，或根據標準守則已另行知會本公司及聯交所之權益及淡倉如下：

好倉

附註：

- 此等股份權益由 Motivator Enterprises Limited 持有，其全部已發行股本由本公司執行董事兼主席李學純先生全資實益擁有，故此，根據證券及期貨條例，李學純先生被視為於 Motivator Enterprises Limited 所持全部股份中擁有權益。
- 此等股份權益由 Empire Spring Investments Limited 持有，其全部已發行股本由執行董事兼本公司最高行政人員李德衡先生全資實益擁有，故此，根據證券及期貨條例，李德衡先生被視為於 Empire Spring Investments Limited 所持全部股份中擁有權益。

除上文披露者外，於二零二二年十二月三十一日，概無董事或本公司最高行政人員於本公司或其任何相聯法團（定義見證券及期貨條例第XV部）之任何股份、相關股份或債券中，擁有須記錄於本公司根據證券及期貨條例第352條存置之權益登記冊之權益或淡倉，或根據標準守則已另行知會本公司及聯交所之權益或淡倉。



DIRECTORS' REPORT

董事會報告

Interests of Person Holding 5% or More Interests

As at 31 December 2022, the interests and short positions of the persons, other than a Director or chief executive of the Company, in the Shares and underlying Shares as recorded in the register required to be kept under section 336 of the SFO were as follows:

Long position

Name	Name of Group member	Capacity	Class and number of securities	Percentage of interests to total issued share capital (approximate)
名稱／姓名	本集團成員公司名稱	身份	證券類別及數目	權益佔已發行股本總數百分比(約數)
Motivator Enterprises Limited (Note 1)	The Company	Beneficial interests	1,000,217,461 Shares	39.44%
Motivator Enterprises Limited (附註1)	本公司	實益權益	1,000,217,461 股	39.44%
Shi Guiling (Note 2)	The Company	Interests of spouse	1,000,217,461 Shares	39.44%
侍桂玲 (附註2)	本公司	配偶權益	1,000,217,461 股	39.44%
Stitching Administratiekantoor Hermes Hercule (Note 3)	The Company	Depository	159,516,000 Shares	6.29%
Stitching Administratiekantoor Hermes Hercule (附註3)	本公司	存託人	159,516,000 股	6.29%
Waucquez Christiane Louise M. (Note 3)	The Company	Beneficiary of a trust (other than a discretionary interest)	159,516,000 Shares	6.29%
Waucquez Christiane Louise M. (附註3)	本公司	信託受益人 (酌情權益除外)	159,516,000 股	6.29%
Berghmans Jacques Marie J. (Note 3)	The Company	Founder of a discretionary trust who can influence how the trustee exercises his discretion	159,516,000 Shares	6.29%
Berghmans Jacques Marie J. (附註3)	本公司	全權信託的成立人，可以影響受託人行使其酌情權的方式	159,516,000 股	6.29%

Notes:

- The interest in these Shares is held by Motivator Enterprises Limited, the entire issued share capital of which is wholly and beneficially owned by Mr. Li Xuechun, an executive Director and the chairman of the Company. Accordingly, Mr. Li Xuechun is deemed to be interested in all Shares held by Motivator Enterprises Limited under the SFO.
- Ms. Shi Guiling is the spouse of Mr. Li Xuechun. Accordingly, she is also deemed to be interested in the 1,000,217,461 Shares held by Motivator Enterprises Limited, which in turn is also deemed to be interested by Mr. Li Xuechun under the SFO.
- The interest in these Shares is held by Stichting Administratiekantoor Hermes Hercule ("STAK"), which is a trust office foundation established under the laws of the Netherlands. Mr. Jacques Marie J. Berghmans, being the founder and sole board member, controls STAK, whereas Ms. Louise M. Christiane Waucquez is a beneficiary thereof by virtue of her ownership of depositary receipts issued by the STAK.

持有5%或以上股權之人士之權益

於二零二二年十二月三十一日，根據證券及期貨條例第336條規定存置之登記冊記錄，下列人士(董事或本公司最高行政人員除外)在股份及相關股份中擁有權益及淡倉：

好倉

附註：

- 此等股份權益由 Motivator Enterprises Limited 持有，其全部已發行股本由本公司執行董事兼主席李學純先生全資實益擁有，故此，根據證券及期貨條例，李學純先生被視為於 Motivator Enterprises Limited 所持全部股份中擁有權益。
- 侍桂玲女士為李學純先生之配偶，故此，根據證券及期貨條例，彼亦被視為於 Motivator Enterprises Limited 所持 1,000,217,461 股股份中擁有權益；而李學純先生亦被視為於該等股份中擁有權益。
- 該等股份之權益由 Stichting Administratiekantoor Hermes Hercule (「STAK」) 持有，該公司為根據荷蘭法例成立之信託辦事處基金會。Jacques Marie J. Berghmans 先生(即 STAK 的創始人及唯一董事會成員)控制 STAK，而 Louise M. Christiane Waucquez 女士因擁有 STAK 發行的存託憑證而為其受益人。

DIRECTORS' REPORT

董事會報告

Save as disclosed above, as at 31 December 2022, according to the register of interests required to be kept by the Company under section 336 of the SFO, there was no person who had any interest or short position in the shares or underlying shares of the Company.

Arrangements to Purchase Shares or Debentures

Save as disclosed in the below section of share options, no time during the Year was the Company, or any of its subsidiaries or the Company's holding Company, a party to any arrangements to enable the Directors to acquire benefits by means of the acquisition of shares in, or debentures of, the Company or any other body corporate, and neither the Directors nor the chief executive, nor any of their spouses or children under the age of 18, had any right to subscribe for the securities of the Company, or had exercised any such right.

Share Option Scheme

On 10 January 2007, the Shareholders approved the adoption of the Post-IPO Share Option Scheme. A summary of the principal terms of the Share Option Scheme, as disclosed in accordance with the Listing Rules, are as follows:

The purpose of the Post-IPO Share Option Scheme is to enable the Group to grant the share options to the eligible participants for their contribution to the Group and/or to enable the Group to recruit and retain high-calibre employees and attract human resources that are valuable to the Group and any Invested Entity.

Under the Post-IPO Share Option Scheme, the Directors may grant share options to the following persons or entities (the "Eligible Participants") to subscribe for shares in accordance with the provisions of the Post-IPO Share Option Scheme and the Listing Rules:

- (a) any employee (whether full-time or part-time and including any executive Director but not any non-executive Director) of the Group or any entity in which any member of the Group holds an equity interest (the "Invested Entity");
- (b) any non-executive Director (including Independent non-executive Directors) of the Group or any Invested Entity;

除上文披露者外，於二零二二年十二月三十一日，根據本公司按照證券及期貨條例第336條規定存置之權益登記冊，概無人士於本公司股份或相關股份中擁有任何權益或淡倉。

購買股份或債券的安排

除下文有關購股權一節所披露者外，於本年度任何時間，本公司或其任何附屬公司或本公司控股公司概無訂立任何安排，致使董事透過收購本公司或任何其他法人團體的股份或債券而獲得利益；而董事、最高行政人員或彼等任何配偶或18歲以下子女概無任何權利認購本公司證券，亦無行使任何有關權利。

購股權計劃

於二零零七年一月十日，股東批准採納首次公開招股後購股權計劃。根據上市規則披露的購股權計劃主要條款概要如下：

首次公開招股後購股權計劃旨在讓本集團得以就合資格參與者對本集團的貢獻向彼等授出購股權及／或讓本集團得以招聘及留聘優秀僱員及吸引對本集團及任何被投資實體而言屬寶貴的人力資源。

根據首次公開招股後購股權計劃，董事可將購股權授予下列人士或實體（「合資格參與者」）以根據首次公開招股後購股權計劃條款及上市規則認購股份：

- (a) 本集團或其任何成員公司持有股權的任何實體（「被投資實體」）任何全職或兼職僱員（包括任何執行董事但不包括任何非執行董事）；
- (b) 本集團或任何被投資實體任何非執行董事（包括獨立非執行董事）；



DIRECTORS' REPORT

董事會報告

- (c) any supplier of goods or services to any member of the Group or any Invested Entity;
- (d) any customer of any member of the Group or any Invested Entity; and
- (e) any consultant, adviser, manager, officer or entity that provide research, development or other technological support to the Group or any Invested Entity.

The total number of shares issued and which may fall to be issued upon exercise of the share options and the share options granted under any other share option scheme of the Group (including both exercised or outstanding share options) to each grantee in any 12-month period shall not exceed 1% of the issued share capital of the Company for the time being.

In respect of any particular option, the Directors shall be entitled at any time within 10 years commencing on 8 February 2007 to make an offer for the grant of a share option. For any option granted under the Share Option Scheme, the maximum period as the Directors may determine shall not be later than 10 years. There is no minimum period required under the Post-IPO Share Option Scheme for holding of the share options before it can be exercised. The Post-IPO Share Option Scheme has expired on 7 February 2017.

An offer of the grant of the option shall be regarded as having been accepted when the duplicate of the letter by the grantee together with a remittance in favour of the Company of HKD1.00 by way of consideration for the grant thereof is received by the Company.

The exercise price shall not be less than the highest of (i) the closing price of the shares as stated in the Stock Exchange's daily quotation sheet on the date of grant; (ii) the average closing price of the shares as stated in the Stock Exchange's daily quotation sheet for the five business days immediately preceding the date of grant; and (iii) the nominal value of a share.

- (c) 向本集團任何成員公司或任何被投資實體供應貨品或服務的供應商；
- (d) 本集團任何成員公司或任何被投資實體的任何客戶；及
- (e) 向本集團或任何被投資實體提供研究、開發或其他技術支援的任何諮詢人、顧問、管理人員、高級職員或實體。

於任何12個月期間向各承授人已發行及因行使購股權及行使根據本集團任何其他購股權計劃授出之購股權(包括已行使或尚未行使之購股權)而可能發行之股份總數不得超過本公司當時已發行股本的1%。

就任何特定購股權，董事有權自二零零七年二月八日起十年內任何時間提出授出購股權之要約。就購股權計劃下授出的任何購股權，董事可釐定的最長期限不得超逾10年。根據首次公開招股後購股權計劃概無規定於購股權可行使前須持有購股權的最短期限。首次公開招股後購股權計劃已於二零一七年二月七日屆滿。

倘本公司接獲承授人函件副本連同收款人為本公司之1.00港元匯款作為授出對價，授出購股權之要約須被視為已獲接納。

行使價不得低於(i)股份於授出日期在聯交所每日報價表所示收市價；(ii)股份於緊接授出日期前五個營業日在聯交所每日報價表所示平均收市價；及(iii)股份面值(以最高者為準)。



DIRECTORS' REPORT

董事會報告

On 12 May 2017, the Shareholders approved the adoption of the New Share Option Scheme. A summary of the principal terms of the Share Option Scheme, as disclosed in accordance with the Listing Rules, are as follows:

The purpose of the New Share Option Scheme is to enable the Group to grant the share options to the eligible participants for their contribution to the Group and/or to enable the Group to recruit and retain high-calibre employees and attract human resources that are valuable to the Group and any Invested Entity.

Under the New Share Option Scheme, the Directors may grant share options to the following persons or entities (the "Eligible Participants") to subscribe for shares in accordance with the provisions of the New Share Option Scheme and the Listing Rules:

- (a) any employee (whether full-time or part-time and including any executive Director but not any non-executive Director) of the Group or any entity in which any member of the Group holds an equity interest (the "Invested Entity");
- (b) any non-executive Director (including Independent non-executive Directors) of the Group or any Invested Entity;
- (c) any supplier of goods or services to any member of the Group or any Invested Entity;
- (d) any customer of any member of the Group or any Invested Entity; and
- (e) any consultant, adviser, manager, officer or entity that provide research, development or other technological support to the Group or any Invested Entity.

The total number of shares issued and which may fall to be issued upon exercise of the share options and the share options granted under any other share option scheme of the Group (including both exercised or outstanding share options) to each grantee in any 12-month period shall not exceed 1% of the issued share capital of the Company for the time being.

於二零一七年五月十二日，股東批准採納新購股權計劃。根據上市規則披露的購股權計劃主要條款概要如下：

新購股權計劃旨在讓本集團得以就合資格參與者對本集團的貢獻向彼等授出購股權及／或讓本集團得以招聘及留聘優秀僱員及吸引對本集團及任何被投資實體而言屬寶貴的人力資源。

根據新購股權計劃，董事可將購股權授予下列人士或實體（「合資格參與者」）以根據新購股權計劃條款及上市規則認購股份：

- (a) 本集團或其任何成員公司持有股權的任何實體（「被投資實體」）任何全職或兼職僱員（包括任何執行董事但不包括任何非執行董事）；
- (b) 本集團或任何被投資實體任何非執行董事（包括獨立非執行董事）；
- (c) 向本集團任何成員公司或任何被投資實體供應貨品或服務的供應商；
- (d) 本集團任何成員公司或任何被投資實體的任何客戶；及
- (e) 向本集團或任何被投資實體提供研究、開發或其他技術支援的任何諮詢人、顧問、管理人員、高級職員或實體。

於任何12個月期間向各承授人已發行及因行使購股權及行使根據本集團任何其他購股權計劃授出之購股權（包括已行使或尚未行使之購股權）而可能發行之股份總數不得超過本公司當時已發行股本的1%。



DIRECTORS' REPORT

董事會報告

In respect of any particular option, the Directors shall be entitled at any time within 10 years commencing on 12 May 2017 to make an offer for the grant of a share option. For any option granted under the New Share Option Scheme, the maximum period as the Directors may determine shall not be later than 10 years. There is no minimum period required under the New Share Option Scheme for holding of the share options before it can be exercised. As at 31 December 2022, the Share Option Scheme has a remaining life of up to 12 May 2027.

An offer of the grant of the option shall be regarded as having been accepted when the duplicate of the letter by the grantee together with a remittance in favour of the Company of HKD1.00 by way of consideration for the grant thereof is received by the Company.

The exercise price shall not be less than the highest of (i) the closing price of the shares as stated in the Stock Exchange's daily quotation sheet on the date of grant; (ii) the average closing price of the shares as stated in the Stock Exchange's daily quotation sheet for the five business days immediately preceding the date of grant; and (iii) the nominal value of a share.

Pursuant to a resolution in writing passed by all shareholders on 10 January 2007, the scheme mandate limit for the Post-IPO Share Option Scheme allow the Company to issue a maximum of 160,000,000 share options under the Post-IPO Share Option Scheme, representing 6.31% of the issued share capital of 2,535,939,037 Shares of the Company. The Post-IPO Share Option Scheme has expired on 7 February 2017. Based on share options were granted and still exercisable under Post-IPO Share Option Scheme, the outstanding number of the shares available for issue under the Post-IPO Share Option Scheme is zero, representing zero% of the issued share capital of 2,535,939,037 Shares of the Company as at 31 December 2022.

Pursuant to an ordinary resolution passed by shareholders in annual general meeting dated on 12 May 2017, the scheme mandate limit for the New Share Option Scheme allow the Company to issue a maximum of 212,668,463 share options under the New Share Option Scheme, representing 8.39% of the issued share capital of 2,535,939,037 Shares of the Company as at 31 December 2022.

In addition, the outstanding number of the shares available for issue under the New Share Option Scheme is 212,668,463, representing 8.39% of the issued share capital of 2,535,939,037 Shares of the Company as at 31 December 2022.

就任何特定購股權，董事有權自二零一七年五月十二日起十年內任何時間提出授出購股權之要約。就新購股權計劃下授出的任何購股權，董事可釐定的最長期限不得超逾10年。根據新購股權計劃概無規定於購股權可行使前須持有購股權的最短期限。於二零二二年十二月三十一日，購股權計劃餘下年期直至二零二七年五月十二日。

倘本公司接獲承授人函件副本連同收款人為本公司之1.00港元匯款作為授出對價，授出購股權之要約須被視為已獲接納。

行使價不得低於(i)股份於授出日期在聯交所每日報價表所示收市價；(ii)股份於緊接授出日期前五個營業日在聯交所每日報價表所示平均收市價；及(iii)股份面值(以最高者為準)。

根據於二零零七年一月十日經全體股東通過之書面決議案，首次公開招股後購股權計劃之計劃授權限額允許本公司根據首次公開招股後購股權計劃發行最多160,000,000份購股權，相當於本公司已發行股本2,535,939,037股股份之6.31%。首次公開招股後購股權計劃已於二零一七年二月七日期到期。基於根據首次公開招股後購股權計劃已授出及仍可行使的購股權，根據首次公開招股後購股權計劃可供發行之尚未發行股份數目為零股，相當於本公司於二零二二年十二月三十一日已發行股本2,535,939,037股股份之0%。

根據股東於日期為二零一七年五月十二日股東週年大會上通過之普通決議案，新購股權計劃之計劃授權限額允許本公司根據新購股權計劃發行最多212,668,463份購股權，相當於本公司於二零二二年十二月三十一日已發行股本2,535,939,037股股份之8.39%。

此外，根據新購股權計劃可供發行之尚未發行股份數目為212,668,463股，相當於本公司於二零二二年十二月三十一日已發行股本2,535,939,037股股份之8.39%。

DIRECTORS' REPORT 董事會報告

Under the Post-IPO Share Option Scheme, the Company granted options to subscribe for an aggregate of 16,600,000 Shares, 14,700,000 Shares and 300,000 Shares on 9 April 2015, 9 November 2016 and 30 December 2016 respectively to Directors and eligible employees. Moreover, under the New Share Option Scheme, the Company granted options to subscribe for an aggregate of 5,000,000 Shares, 1,600,000 Shares, 2,000,000 Shares, 2,200,000 Shares, 5,000,000 Shares and 2,000,000 shares on 25 August 2017, 29 December 2017, 28 June 2018, 31 March 2021, 4 June 2021 and 4 July 2022 respectively to eligible employees. Details of the share options granted and outstanding for the Year, are as follows:

根據首次公開招股後購股權計劃，本公司分別於二零一五年四月九日、二零一六年十一月九日及二零一六年十二月三十日向董事及合資格僱員授予購股權以認購合共16,600,000股股份、14,700,000股股份及300,000股股份。此外，根據新購股權計劃，本公司分別於二零一七年八月二十五日、二零一七年十二月二十九日、二零一八年六月二十八日、二零二一年三月三十一日、二零二一年六月四日及二零二二年七月四日向合資格僱員授予購股權以認購合共5,000,000股股份、1,600,000股股份、2,000,000股股份、2,200,000股股份、5,000,000股股份及2,000,000股股份。已授出及於本年度內未行使的購股權詳情如下：

Director and eligible employees	Note	Number of share options 購股權數目						Date of grant	Exercise price (HKD)	Exercise period
		At 1 January 2022 於二零二二年一月一日	Granted during the Year 於本年度授出	Exercised during the Year 於本年度行使	Forfeited during the Year 於本年度沒收	Lapsed during the Year 於本年度失效	At 31 December 2022 於二零二二年十二月三十一日			
Under the Post-IPO Share Option Scheme 根據首次公開招股後購股權計劃										
Zheng Yu (Former Independent non-executive Director) 鄭豫(前獨立非執行董事)	A	300,000	-	-	-	(300,000)	-	9/11/2016	3.50	9/11/2018 - 31/12/2021
Eligible employees 合資格僱員	A	3,000,000	-	(2,000,000)	-	(1,000,000)	-	9/11/2016	3.50	9/11/2018 - 8/11/2022
Eligible employees 合資格僱員	B	300,000	-	(300,000)	-	-	-	30/12/2016	3.82	30/12/2018 - 29/12/2022
Under the New Share Option Scheme 根據新購股權計劃										
Eligible employees 合資格僱員	C	2,200,000	-	-	-	-	2,200,000	31/3/2021	2.95	31/3/2023 - 30/3/2027
Su Chen Hung (Former Executive Director) 蘇振宏(前執行董事)	D	5,000,000	-	-	-	(5,000,000)	-	4/6/2021	2.68	4/6/2023 - 3/6/2027
Eligible employees 合資格僱員	E	2,000,000	-	-	-	-	2,000,000	4/7/2022	4.96	4/7/2024 - 3/7/2028
		12,800,000	-	(2,300,000)	-	(6,300,000)	4,200,000			



DIRECTORS' REPORT

董事會報告

The fair values, which were determined by an independent qualified appraiser using the Binomial Option Pricing Model, of the options granted as at the grant dates are noted in the following table. The following assumptions were adopted to calculate the fair values of the options on the grant dates:

於授出日期授出的購股權的公平值由獨立合資格估值師採用二項式期權定價模式計算，如下表所示。計算於授出日期購股權公平值採納的假設如下：

Date of grant	授出日期	(A)	(B)	(C)	(D)	(E)
		9 November 2016	30 December 2016	31 March 2021	4 June 2021	4 July 2022
		二零一六年 十一月九日	二零一六年 十二月三十日	二零二一年 三月三十一日	二零二一年 六月四日	二零二二年 七月四日
Fair value as at the grant date	於授出日期的公平值	RMB17,515,000 人民幣17,515,000元	RMB414,000 人民幣414,000元	RMB1,156,000 人民幣1,156,000元	RMB2,459,000 人民幣2,459,000元	RMB2,589,000 人民幣2,589,000元
Assumptions:	假設：					
Average share price	平均股價	HKD3.45 3.45港元	HKD3.81 3.81港元	HKD2.80 2.80港元	HKD2.67 2.67港元	HKD4.96 4.96港元
Exercise price	行使價	HKD3.50 3.50港元	HKD3.82 3.82港元	HKD2.95 2.95港元	HKD2.68 2.68港元	HKD4.96 4.96港元
Expected life of options	購股權預計年期	6.0 years 6.0年	6.0 years 6.0年	6.0 years 6.0年	6.0 years 6.0年	6.0 years 6.0年
Expected volatility	預計波幅	44.79%	44.52%	44.35%	43.84%	42.06%
Expected dividend yield	預計股息率	2.15%	2.18%	6.93%	7.26%	3.76%
Risk free rate	零風險利率	1.39%	1.70%	1.22%	0.99%	2.85%

Major Customers and Suppliers

The aggregate sales attributable to the Group's largest customer and five largest customers taken together were less than 30% of the total sales for the year 2022.

The aggregate purchases attributable to the Group's five largest suppliers taken together were less than 30% of the Group's total purchases for the year 2022.

Management Contracts

No contracts concerning the management and administration of the whole or any substantial part of the business of the Company were entered into or existed during the Year.

主要客戶及供應商

本集團最大客戶及五大客戶應佔的銷售總額合共佔二零二二年銷售總額少於30%。

本集團五大供應商應佔的購貨總額合共佔本集團二零二二年購貨總額少於30%。

管理合約

本年度概無訂立或存有任何有關管理及經營本公司全部或任何重大部分業務的合約。

DIRECTORS' REPORT

董事會報告

Sufficiency of Public Float

As at 30 March 2023, being the latest practicable date prior to the issue of this annual report, to the best knowledge of the Directors and based on the information publicly available to the Company, there was sufficient public float as required by the Listing Rules.

Permitted Indemnity Provisions

During the Year and as at 31 December 2022, the Company has purchased liabilities insurance for the Directors, which provides appropriate insurance for the Group's directors. In addition, pursuant to the Articles of Association, the Directors shall be indemnified and secured harmless out of the assets and profits of the Company from and against all actions, costs, charges, losses, damages and expenses which they shall or may incur or sustain by or by reason of any act done, concurred in or omitted in or about the execution of their duty, although such indemnity does not extend to any matter in respect of fraud or dishonesty. At no time during the Year and up to the date of this Directors' Report, there has not been any other permitted indemnity provision being in force for the benefit of any of Directors or an associated company.

Purchase, Redemption or Sales of Listed Securities of the Company

Neither the Company, nor any of its subsidiaries purchased, redeemed or sold any of the Company's listed securities during the Year.

Pre-emptive Rights

There are no provisions for pre-emptive rights under the articles of the association of the Company and the Companies Law of the Cayman Islands.

Tax Relief and Exemption

Except for dividend income which is exempt from tax in Hong Kong, the Directors are not aware of any tax relief and exemption available to the Shareholders by reason of holding the Shares.

足夠的公眾持股量

於二零二三年三月三十日（即本年報刊發前的最後實際可行日期），就董事所深知及根據本公司公開所得資料，本公司具有足夠公眾持股量以符合上市規則的規定。

獲准許彌償條文

於本年度及截至二零二二年十二月三十一日，本公司已為董事購買責任保險，其為本集團董事提供適當的保障。此外，根據組織章程細則，董事因或就執行其職責時所作出、同意作出或不作出任何行為而將或可能招致或蒙受的所有訴訟、費用、收費、損失、損害及開支，從本公司資產及溢利當中獲得彌償及可獲確保免就此蒙受任何損失，即使有關彌償不適用於任何涉及欺詐或不誠實行為的事項。於本年度任何時間及直至本董事會報告日期，並無為任何董事或聯營公司的利益而制訂的其他獲准許彌償條文生效。

購買、贖回或出售本公司的上市證券

於本年度，本公司或其任何附屬公司概無購買、贖回或出售本公司任何上市證券。

優先購買權

本公司組織章程細則及開曼群島公司法項下並無有關優先購買權的條文。

稅務減免

除股息收入在香港為免稅外，董事並不知悉股東因持有股份而可享有任何稅務減免。



DIRECTORS' REPORT

董事會報告

Dividend Policy

The Board may declare dividend from time to time. The Board has absolute discretion in the declaration of dividend after taking into account the following factors:

1. Reserves of the Group available for distribution;
2. Performance of the Group;
3. Anticipation of future outlook of the economy;
4. Liquidity position and capital requirements of the Group; and
5. Any other matters considered appropriate by the Board.

Corporate Governance Report

The listing of the Shares on the Main Board of the Stock Exchange took place on 8 February 2007 and the Directors are of the opinion that the Company has complied with the code provisions as set out in the CG Code since then.

Subsequent Events

Details of the significant events occurring after the balance sheet date are set out in Note 34 to the consolidated financial statements.

Auditor

A resolution to reappoint PricewaterhouseCoopers as independent auditor of the Company will be proposed at the forthcoming annual general meeting.

On behalf of the Board

Li Xuechun
Chairman

30 March 2023

股息政策

董事會可不時宣派股息。董事會於考慮以下因素後全權酌情決定股息之宣派：

1. 本集團可供分派之儲備；
2. 本集團之表現；
3. 預測未來經濟前景；
4. 本集團流動性狀況及資本要求；及
5. 董事會認為合適之任何其他事宜。

企業管治報告

股份於二零零七年二月八日在聯交所主板上市，而董事認為，本公司自此一直遵守企業管治守則所載的守則條文。

結算日後事項

於資產負債表日後發生的重大事項詳情載於合併財務報表附註34。

核數師

應屆股東週年大會上將提呈決議案，續聘羅兵咸永道會計師事務所為本公司獨立核數師。

代表董事會

主席
李學純

二零二三年三月三十日



INDEPENDENT AUDITOR'S REPORT

獨立核數師報告



羅兵咸永道

To the Shareholders of Fufeng Group Limited
(incorporated in the Cayman Islands with limited liability)

致卓豐集團有限公司股東
(於開曼群島註冊成立的有限公司)

OPINION

What we have audited

The consolidated financial statements of Fufeng Group Limited (the "Company") and its subsidiaries (the "Group"), which are set out on pages 68 to 192, comprise:

- the consolidated balance sheet as at 31 December 2022;
- the consolidated income statement for the year then ended;
- the consolidated statement of comprehensive income for the year then ended;
- the consolidated statement of changes in equity for the year then ended;
- the consolidated cash flow statement for the year then ended; and
- the notes to the consolidated financial statements, which include significant accounting policies and other explanatory information.

Our opinion

In our opinion, the consolidated financial statements give a true and fair view of the consolidated financial position of the Group as at 31 December 2022, and of its consolidated financial performance and its consolidated cash flows for the year then ended in accordance with Hong Kong Financial Reporting Standards ("HKFRSs") issued by the Hong Kong Institute of Certified Public Accountants ("HKICPA") and have been properly prepared in compliance with the disclosure requirements of the Hong Kong Companies Ordinance.

意見

我們已審計的內容

卓豐集團有限公司(以下簡稱「貴公司」)及其附屬公司(以下統稱「貴集團」)列載於第68至192頁的合併財務報表，包括：

- 於二零二二年十二月三十一日的合併資產負債表；
- 截至該日止年度的合併利潤表；
- 截至該日止年度的合併綜合收益表；
- 截至該日止年度的合併權益變動表；
- 截至該日止年度的合併現金流量表；及
- 合併財務報表附註，包括主要會計政策及其他解釋說明。

我們的意見

我們認為，合併財務報表已根據香港會計師公會(「香港會計師公會」)頒佈的《香港財務報告準則》(「香港財務報告準則」)真實而中肯地反映了 貴集團於二零二二年十二月三十一日的合併財務狀況及其截至該日止年度的合併財務表現及合併現金流量，並已遵照香港《公司條例》的披露規定妥為擬備。

INDEPENDENT AUDITOR'S REPORT *(Continued)*

獨立核數師報告 *(續)*

BASIS FOR OPINION

We conducted our audit in accordance with Hong Kong Standards on Auditing (“HKSA”) issued by the HKICPA. Our responsibilities under those standards are further described in the Auditor’s Responsibilities for the Audit of the Consolidated Financial Statements section of our report.

We believe that the audit evidence we have obtained is sufficient and appropriate to provide a basis for our opinion.

Independence

We are independent of the Group in accordance with the HKICPA’s Code of Ethics for Professional Accountants (“the Code”), and we have fulfilled our other ethical responsibilities in accordance with the Code.

KEY AUDIT MATTERS

Key audit matters are those matters that, in our professional judgment, were of most significance in our audit of the consolidated financial statements of the current period. These matters were addressed in the context of our audit of the consolidated financial statements as a whole, and in forming our opinion thereon, and we do not provide a separate opinion on these matters.

意見的基礎

我們已根據香港會計師公會頒佈的《香港審計準則》(「香港審計準則」)進行審計。我們在該等準則下承擔的責任已在本報告「核數師就審計合併財務報表承擔的責任」部分中作進一步闡述。

我們相信，我們所獲得的審計憑證能充足及適當地為我們的意見提供基礎。

獨立性

根據香港會計師公會頒佈的《專業會計師道德守則》(「守則」)，我們獨立於貴集團，並已履行守則中的其他專業道德責任。

關鍵審計事項

關鍵審計事項是根據我們的專業判斷，認為對本期合併財務報表的審計最為重要的事項。該等事項是在我們審計整體合併財務報表及出具意見時進行處理的。我們不會對這些事項提供單獨的意見。

INDEPENDENT AUDITOR'S REPORT (Continued) 獨立核數師報告(續)

The key audit matter identified in our audit is related to “Revenue Recognition”.

Key Audit Matter

Revenue recognition

Refer to note 2.22 and note 5 to the Group's consolidated financial statements.

Revenue from sales of goods amounted to RMB27,475 million for the year ended 31 December 2022. Revenue is recognised when control of the underlying products has been transferred to the customers.

We focused on this area due to the huge volume of revenue transactions generated from the sales of numerous kinds of products to a large number of customers that occurred in many different locations. In relation to export sales, it usually takes more time for the control of products to pass over to customers than domestic sales. There is potential risk of misstatement in relation to whether revenue is recognised in the correct reporting periods.

How our audit addressed the Key Audit Matter

We evaluated and validated management's key controls that are present in the Group's sales process from end-to-end, from customer order's approval, sales recording, all the way through to reconciliations with cash receipts and customers' records.

We conducted testing of sales revenue recorded covering different products, locations and customers, by examining the relevant supporting documents including customer orders, goods delivery notes and customs declaration notices. In addition, we confirmed certain customers' receivable balances at the balance sheet date and their transaction amounts during the year, and tested the reconciliations between the book amounts and confirmed amounts if these were different. The items tested were selected on a sample basis by considering the amount, nature and characteristics of those customers.

Our work also included testing of a sample of manual revenue-related journal entries by inquiring management of the nature of these journals and inspection of the supporting documents.

Furthermore, one of our focused audit efforts was testing export sales transactions that took place shortly before and after the balance sheet date, by reconciling recognised revenue with the goods delivery notes and customs declaration notices to assess whether revenue was recognised in the correct reporting periods.

We found the Group's sales transactions being tested were recognised in a manner consistent with the Group's revenue recognition accounting policy.

我們於審計中識別出的關鍵審計事項與「收入確認」有關。

關鍵審計事項

收入確認

請參閱 貴集團合併財務報表附註2.22及附註5。

截至二零二二年十二月三十一日止年度，商品銷售收入為人民幣274.75億元。相關商品控制權轉移至客戶時，確認相關收入。

我們考慮到於眾多不同地點與眾多客戶進行交易，銷售多種商品且交易量巨大，我們對該領域重點關注。對於出口銷售，商品控制權轉移給購貨方通常比國內銷售耗時更久，故收入是否已確認在正確報告期間存在潛在錯報風險。

我們的審計如何處理關鍵審計事項

我們對 貴集團銷售流程中管理層現有的關鍵控制進行評估及驗證，包括從客戶訂單批准、記錄銷售一直到現金收據及客戶記錄對賬整個過程。

我們對不同產品、地點及客戶的銷售收入執行了測試，檢查銷售相關支持性文件，包括客戶訂單、發貨單及報關單。此外，我們對資產負債表日的特定客戶應收賬款餘額及全年交易額進行了發函確認，如果回函金額同賬面金額存在差異，則對差異調節表進行測試。以上抽樣測試項目系通過考慮交易金額、交易性質及客戶特徵等基礎上挑選的。

我們的工作還包括通過詢問管理層該些分錄的性質以及檢查其支持性文件來測試被抽樣的與收入相關的手工分錄。

並且，我們的審計重點之一是對資產負債表日前後不久發生的出口銷售交易進行截止性測試，通過檢查發貨單和報關單，與已確認收入進行對比，評估收入是否確認在正確報告期間。

我們認為已測試的 貴集團銷售交易的確認同貴集團收入確認的會計政策保持一致。

INDEPENDENT AUDITOR'S REPORT (Continued)

獨立核數師報告(續)

OTHER INFORMATION

The directors of the Company are responsible for the other information. The other information comprises all of the information included in the annual report other than the consolidated financial statements and our auditor's report thereon.

Our opinion on the consolidated financial statements does not cover the other information and we do not express any form of assurance conclusion thereon.

In connection with our audit of the consolidated financial statements, our responsibility is to read the other information and, in doing so, consider whether the other information is materially inconsistent with the consolidated financial statements or our knowledge obtained in the audit, or otherwise appears to be materially misstated.

If, based on the work we have performed, we conclude that there is a material misstatement of this other information, we are required to report that fact. We have nothing to report in this regard.

RESPONSIBILITIES OF DIRECTORS AND AUDIT COMMITTEE FOR THE CONSOLIDATED FINANCIAL STATEMENTS

The directors of the Company are responsible for the preparation of the consolidated financial statements that give a true and fair view in accordance with HKFRSs issued by the HKICPA and the disclosure requirements of the Hong Kong Companies Ordinance, and for such internal control as the directors determine is necessary to enable the preparation of consolidated financial statements that are free from material misstatement, whether due to fraud or error.

In preparing the consolidated financial statements, the directors are responsible for assessing the Group's ability to continue as a going concern, disclosing, as applicable, matters related to going concern and using the going concern basis of accounting unless the directors either intend to liquidate the Group or to cease operations, or have no realistic alternative but to do so.

The Audit Committee is responsible for overseeing the Group's financial reporting process.

其他信息

貴公司董事須對其他信息負責。其他信息包括年報內的所有信息，但不包括合併財務報表及我們的核數師報告。

我們對合併財務報表的意見並不涵蓋其他信息，我們亦不對該等其他信息發表任何形式的鑒證結論。

結合我們對合併財務報表的審計，我們的責任是閱讀其他信息，在此過程中，考慮其他信息是否與合併財務報表或我們在審計過程中所了解的情況存在重大抵觸或者似乎存在重大錯誤陳述的情況。

基於我們已執行的工作，如果我們認為其他信息存在重大錯誤陳述，我們需要報告該事實。在這方面，我們沒有任何報告。

董事及審計委員會就合併財務報表須承擔的責任

貴公司董事須負責根據香港會計師公會頒佈的《香港財務報告準則》及香港《公司條例》的披露規定擬備真實而中肯的合併財務報表，並對其認為為使合併財務報表的擬備不存在由於欺詐或錯誤而導致的重大錯誤陳述所需的內部控制負責。

在擬備合併財務報表時，董事負責評估貴集團持續經營的能力，並在適用情況下披露與持續經營有關的事項，以及使用持續經營為會計基礎，除非董事有意將貴集團清盤或停止經營，或別無其他實際的替代方案。

審計委員會須負責監督貴集團的財務報告過程。

INDEPENDENT AUDITOR'S REPORT (Continued) 獨立核數師報告(續)

AUDITOR'S RESPONSIBILITIES FOR THE AUDIT OF THE CONSOLIDATED FINANCIAL STATEMENTS

Our objectives are to obtain reasonable assurance about whether the consolidated financial statements as a whole are free from material misstatement, whether due to fraud or error, and to issue an auditor's report that includes our opinion. We report our opinion solely to you, as a body, and for no other purpose. We do not assume responsibility towards or accept liability to any other person for the contents of this report. Reasonable assurance is a high level of assurance, but is not a guarantee that an audit conducted in accordance with HKSA's will always detect a material misstatement when it exists. Misstatements can arise from fraud or error and are considered material if, individually or in the aggregate, they could reasonably be expected to influence the economic decisions of users taken on the basis of these consolidated financial statements.

As part of an audit in accordance with HKSA's, we exercise professional judgment and maintain professional scepticism throughout the audit. We also:

- Identify and assess the risks of material misstatement of the consolidated financial statements, whether due to fraud or error, design and perform audit procedures responsive to those risks, and obtain audit evidence that is sufficient and appropriate to provide a basis for our opinion. The risk of not detecting a material misstatement resulting from fraud is higher than for one resulting from error, as fraud may involve collusion, forgery, intentional omissions, misrepresentations, or the override of internal control.
- Obtain an understanding of internal control relevant to the audit in order to design audit procedures that are appropriate in the circumstances, but not for the purpose of expressing an opinion on the effectiveness of the Group's internal control.
- Evaluate the appropriateness of accounting policies used and the reasonableness of accounting estimates and related disclosures made by the directors.

核數師就審計合併財務報表承擔 的責任

我們的目標，是對合併財務報表整體是否不存在由於欺詐或錯誤而導致的重大錯誤陳述取得合理保證，並出具包括我們意見的核數師報告。我們僅向閣下（作為整體）報告我們的意見，除此之外本報告別無其他目的。我們不會就本報告的內容向任何其他人士負責或承擔任何責任。合理保證是高水平的保證，但不能保證按照《香港審計準則》進行的審計，在某一重大錯誤陳述存在時總能發現。錯誤陳述可以由欺詐或錯誤引起，如果合理預期它們單獨或滙總起來可能影響合併財務報表使用者依賴合併財務報表所作出的經濟決定，則有關的錯誤陳述可被視作重大。

在根據《香港審計準則》進行審計的過程中，我們運用了專業判斷，保持了專業懷疑態度。我們亦：

- 識別和評估由於欺詐或錯誤而導致合併財務報表存在重大錯誤陳述的風險，設計及執行審計程序以應對這些風險，以及獲取充足和適當的審計憑證，作為我們意見的基礎。由於欺詐可能涉及串謀、偽造、蓄意遺漏、虛假陳述，或凌駕於內部控制之上，因此未能發現因欺詐而導致的重大錯誤陳述的風險高於未能發現因錯誤而導致的重大錯誤陳述的風險。
- 了解與審計相關的內部控制，以設計適當的審計程序，但目的並非對貴集團內部控制的有效性發表意見。
- 評價董事所採用會計政策的恰當性及作出會計估計和相關披露的合理性。

INDEPENDENT AUDITOR'S REPORT *(Continued)*

獨立核數師報告 *(續)*

- Conclude on the appropriateness of the directors' use of the going concern basis of accounting and, based on the audit evidence obtained, whether a material uncertainty exists related to events or conditions that may cast significant doubt on the Group's ability to continue as a going concern. If we conclude that a material uncertainty exists, we are required to draw attention in our auditor's report to the related disclosures in the consolidated financial statements or, if such disclosures are inadequate, to modify our opinion. Our conclusions are based on the audit evidence obtained up to the date of our auditor's report. However, future events or conditions may cause the Group to cease to continue as a going concern.
- Evaluate the overall presentation, structure and content of the consolidated financial statements, including the disclosures, and whether the consolidated financial statements represent the underlying transactions and events in a manner that achieves fair presentation.
- Obtain sufficient appropriate audit evidence regarding the financial information of the entities or business activities within the Group to express an opinion on the consolidated financial statements. We are responsible for the direction, supervision and performance of the group audit. We remain solely responsible for our audit opinion.
- 對董事採用持續經營會計基礎的恰當性作出結論。根據所獲取的審計憑證，確定是否存在與事項或情況有關的重大不確定性，從而可能導致對貴集團的持續經營能力產生重大疑慮。如果我們認為存在重大不確定性，則有必要在核數師報告中提請使用者注意合併財務報表中的相關披露。假若有關的披露不足，則我們應當發表非無保留意見。我們的結論是基於核數師報告日止所取得的審計憑證。然而，未來事項或情況可能導致貴集團不能持續經營。
- 評價合併財務報表的整體列報方式、結構和內容，包括披露，以及合併財務報表是否公平呈列相關交易和事項。
- 就貴集團內實體或業務活動的財務信息獲取充足、適當的審計憑證，以便對合併財務報表發表意見。我們負責貴集團審計的方向、監督和執行。我們為審計意見承擔全部責任。

We communicate with the Audit Committee regarding, among other matters, the planned scope and timing of the audit and significant audit findings, including any significant deficiencies in internal control that we identify during our audit.

We also provide the Audit Committee with a statement that we have complied with relevant ethical requirements regarding independence, and to communicate with them all relationships and other matters that may reasonably be thought to bear on our independence, and where applicable, actions taken to eliminate threats or safeguards applied.

除其他事項外，我們與審計委員會溝通了審核的計劃範圍、時間安排、重大審計發現等，包括我們在審計中識別出內部控制的任何重大缺陷。

我們還向審計委員會提交聲明，說明我們已符合有關獨立性的相關專業道德要求，並與他們溝通有可能合理地被認為會影響我們獨立性的所有關係和其他事項，以及在適用的情況下，用以消除對獨立性產生威脅的行動或採取的防範措施。

INDEPENDENT AUDITOR'S REPORT (Continued)
獨立核數師報告(續)

From the matters communicated with the Audit Committee, we determine those matters that were of most significance in the audit of the consolidated financial statements of the current period and are therefore the key audit matters. We describe these matters in our auditor's report unless law or regulation precludes public disclosure about the matter or when, in extremely rare circumstances, we determine that a matter should not be communicated in our report because the adverse consequences of doing so would reasonably be expected to outweigh the public interest benefits of such communication.

The engagement partner on the audit resulting in this independent auditor's report is Mang, Kwong Fung Frederick.

PricewaterhouseCoopers
Certified Public Accountants

Hong Kong, 30 March 2023

從與審計委員會溝通的事項中，我們確定哪些事項對本期合併財務報表的審計最為重要，因而構成關鍵審計事項。我們在核數師報告中描述這些事項，除非法律法規不允許公開披露這些事項，或在極端罕見的情況下，如果合理預期在我們報告中溝通某事項造成的負面後果超過產生的公眾利益，我們決定不應在報告中溝通該事項。

出具本獨立核數師報告的審計項目合夥人是孟江峰。

羅兵咸永道會計師事務所
執業會計師

香港，二零二三年三月三十日

CONSOLIDATED INCOME STATEMENT

合併利潤表

For the year ended 31 December 2022 截至二零二二年十二月三十一日止年度

		Year ended 31 December 截至十二月三十一日止年度	
		2022 二零二二年 RMB'000 人民幣千元	2021 二零二一年 RMB'000 人民幣千元
		Note 附註	
Revenue	收入	5	27,474,639
Cost of sales	銷售成本	8	(20,262,172)
Gross profit	毛利		7,212,467
Selling and marketing expenses	銷售及市場推廣開支	8	(1,757,152)
Administrative expenses	行政開支	8	(1,052,611)
Reversal of/(provision for) impairment losses on financial assets	金融資產減值虧損撥回/(撥備)	3.1(b)(ii)	11,158
Other operating expenses	其他經營開支	8	(32,463)
Other income	其他收益	6	261,046
Other gains/(losses) – net	其他利得/(損失) – 淨額	7	608,301
Operating profit	經營溢利		5,250,746
Finance income	財務收入	10	100,770
Finance costs	財務成本	10	(489,933)
Finance costs – net	財務成本 – 淨額		(389,163)
Share of net loss of associates accounted for using the equity method	採用權益法列賬的應佔聯營公司淨虧損	13	(1,274)
Profit before income tax	除所得稅前溢利		4,860,309
Income tax expense	所得稅開支	11	(999,231)
Profit for the year attributable to the Shareholders	股東應佔年內溢利		3,861,078
Earnings per share for profit attributable to the Shareholders during the year (expressed in RMB cents per share)	年內股東應佔溢利每股盈利 (以每股人民幣分呈列)		
– basic	– 基本	12	152.34
– diluted	– 攤薄	12	152.30

The above consolidated income statement should be read in conjunction with the accompanying notes.

上述合併利潤表應與隨附附註一併閱讀。

CONSOLIDATED STATEMENT OF COMPREHENSIVE INCOME

合併綜合收益表

For the year ended 31 December 2022 截至二零二二年十二月三十一日止年度

		Year ended 31 December 截至十二月三十一日止年度	
		2022 二零二二年 RMB'000 人民幣千元	2021 二零二一年 RMB'000 人民幣千元
Profit for the year	年內溢利	3,861,078	1,280,640
Other comprehensive loss for the year	年內其他綜合虧損		
<i>Items that may be reclassified to profit or loss</i>	可能重新分類至損益的項目		
Exchange differences on translation of foreign operations	海外業務的匯兌折算差額	(2,211)	-
		(2,211)	-
Total comprehensive income for the year attributable to the Shareholders	股東應佔年內綜合收益總額	3,858,867	1,280,640

The above consolidated statement of comprehensive income should be read in conjunction with the accompanying notes.

上述合併綜合收益表應與隨附附註一併閱讀。

CONSOLIDATED BALANCE SHEET

合併資產負債表

As at 31 December 2022 於二零二二年十二月三十一日

		As at 31 December 於十二月三十一日	
		2022 二零二二年 RMB'000 人民幣千元	2021 二零二一年 RMB'000 人民幣千元
	Note 附註		
ASSETS	資產		
Non-current assets	非流動資產		
Property, plant and equipment	物業、廠房及設備	14 9,455,464	9,284,867
Right-of-use assets	使用權資產	15 832,747	794,761
Intangible assets	無形資產	16 45,446	48,323
Investments accounted for using the equity method	採用權益法列賬的投資	13 194	9,090
Financial assets at fair value through profit or loss	按公平值計入損益的金融資產	17 10,000	5,000
Prepayment	預付款項	21 150,398	59,929
Deferred income tax assets	遞延所得稅資產	29 41,926	107,578
Total non-current assets	非流動資產總值	10,536,175	10,309,548
Current assets	流動資產		
Inventories	存貨	20 5,846,373	4,592,966
Trade, other receivables and prepayments	應收貿易賬款、其他應收款項及預付款項	21 2,366,589	2,553,446
Cash and cash equivalents	現金及現金等值物	22 7,008,116	3,542,457
Restricted bank balances	受限制的銀行結餘	22 631,371	512,389
Total current assets	流動資產總值	15,852,449	11,201,258
Total assets	資產總值	26,388,624	21,510,806
EQUITY	權益		
Capital and reserves attributable to the Shareholders	股東應佔股本及儲備		
Share capital	股本	23 243,460	243,261
Share premium	股份溢價	23 266,285	259,434
Other reserves	其他儲備	25 1,214,114	852,483
Retained earnings	保留收益	13,769,765	11,322,576
Total equity	權益總值	15,493,624	12,677,754

CONSOLIDATED BALANCE SHEET (Continued) 合併資產負債表(續)

As at 31 December 2022 於二零二二年十二月三十一日

		As at 31 December 於十二月三十一日	
		2022 二零二二年 RMB'000 人民幣千元	2021 二零二一年 RMB'000 人民幣千元
	Note 附註		
LIABILITIES	負債		
Non-current liabilities	非流動負債		
Other payables	其他應付款項	26	73,618
Deferred income	遞延收益	28	756,723
Borrowings	借貸	27	584,500
Lease liabilities	租賃負債	15	514
Deferred income tax liabilities	遞延所得稅負債	29	91,650
Derivative financial instruments	衍生金融工具	18	-
Total non-current liabilities	非流動負債總額	1,507,005	3,459,387
Current liabilities	流動負債		
Trade, other payables and accruals	應付貿易賬款、其他應付款項 及應計費用	26	2,967,232
Contract liabilities	合同負債	5	786,389
Current income tax liabilities	即期所得稅負債		264,909
Borrowings	借貸	27	5,368,575
Lease liabilities	租賃負債	15	890
Derivative financial instruments	衍生金融工具	18	-
Total current liabilities	流動負債總額	9,387,995	5,373,665
Total liabilities	負債總額	10,895,000	8,833,052
Total equity and liabilities	權益及負債總值	26,388,624	21,510,806

The above consolidated balance sheet should be read in conjunction with the accompanying notes.

上述合併資產負債表應與隨附附註一併閱讀。

The consolidated financial statements on pages 68 to 192 were approved by the Board of Directors on 30 March 2023 and were signed on its behalf.

第68至192頁所載合併財務報表由董事會於二零二三年三月三十日批准及代為簽署。

Li Xuechun

Director
李學純
董事

Li Deheng

Director
李德衡
董事

CONSOLIDATED STATEMENT OF CHANGES IN EQUITY

合併權益變動表

For the year ended 31 December 2022 截至二零二二年十二月三十一日止年度

	Note 附註	Attributable to the shareholders 股東應佔				Total 總計 RMB'000 人民幣千元
		Share capital 股本 RMB'000 人民幣千元	Share premium 股份溢價 RMB'000 人民幣千元	Other reserves 其他儲備 RMB'000 人民幣千元	Retained earnings 保留收益 RMB'000 人民幣千元	
At 1 January 2021	於二零二一年一月一日	243,261	346,437	715,879	10,383,829	11,689,406
Comprehensive Income	綜合收益					
Profit for the year	年內溢利	-	-	-	1,280,640	1,280,640
Total comprehensive income	綜合收益總額	-	-	-	1,280,640	1,280,640
Transactions with the shareholders	與股東的交易					
Profit appropriation	溢利分配	25	-	139,591	(139,591)	-
Employee share option schemes:	僱員購股權計劃：					
- Value of employee services	一僱員服務價值	24, 25	-	(2,399)	-	(2,399)
- Expiry of options issued	一已發行購股權屆滿	24, 25	-	(4,410)	4,410	-
Provision for safety production fee	安全生產費用撥備	25	-	6,264	-	6,264
Utilisation of safety production fee	使用安全生產費用	25	-	(2,442)	-	(2,442)
Dividends	股息	30	(87,003)	-	(206,712)	(293,715)
Total transactions with the shareholders	與股東的交易總額	-	(87,003)	136,604	(341,893)	(292,292)
At 31 December 2021	於二零二一年十二月三十一日	243,261	259,434	852,483	11,322,576	12,677,754
Comprehensive Income	綜合收益					
Profit for the year	年內溢利	-	-	-	3,861,078	3,861,078
Other comprehensive loss	其他綜合虧損	-	-	(2,211)	-	(2,211)
Total comprehensive income	綜合收益總額	-	-	(2,211)	3,861,078	3,858,867
Transactions with the shareholders	與股東的交易					
Profit appropriation	溢利分配	25	-	356,294	(356,294)	-
Employee share option schemes:	僱員購股權計劃：					
- Value of employee services	一僱員服務價值	24, 25	-	785	-	785
- Issue of shares	一發行股份	23	199	6,851	-	7,050
Provision for safety production fee	安全生產費用撥備	25	-	23,729	(23,729)	-
Utilisation of safety production fee	使用安全生產費用	25	-	(16,966)	16,966	-
Dividends	股息	30	-	-	(1,050,832)	(1,050,832)
Total transactions with the shareholders	與股東的交易總額	199	6,851	363,842	(1,413,889)	(1,042,997)
At 31 December 2022	於二零二二年十二月三十一日	243,460	266,285	1,214,114	13,769,765	15,493,624

The above consolidated statement of changes in equity should be read in conjunction with the accompanying notes.

上述合併權益變動表應與隨附附註一併閱讀。

CONSOLIDATED CASH FLOW STATEMENT

合併現金流量表

For the year ended 31 December 2022 截至二零二二年十二月三十一日止年度

		Year ended 31 December 截至十二月三十一日止年度	
		2022 二零二二年 RMB'000 人民幣千元	2021 二零二一年 RMB'000 人民幣千元
	Note 附註		
Cash flows from operating activities	經營活動所得現金流量		
Cash generated from operations	31(a)	4,546,285	3,119,137
Interest paid		(180,750)	(189,050)
Income tax paid		(765,433)	(155,657)
Net cash generated from operating activities		3,600,102	2,774,430
Cash flows from investing activities	投資活動所得現金流量		
Payments for property, plant and equipment		(988,121)	(497,903)
Payment for investment in an associate	13	-	(490)
Dividends from an associate	13	139	-
Payment for intangible assets	16	(3,847)	(4,675)
Purchase of land-use rights		(35,757)	-
Payments for financial assets at fair value through profit or loss	17	(5,000)	(3,000)
Proceeds from disposal of property, plant and equipment	31(b)	8,036	789
Proceeds from disposal of foreign currency forwards	7	-	5,972
Proceeds from/(payments for) disposal of cross currency swaps	18	6,995	(21,328)
Loan granted to a related party	33(c)	(12,000)	(14,510)
Repayment of loan by a related party	33(c)	6,342	9,510
Assets-related government grants received	28	70,451	52,135
Interest received		95,733	33,350
Proceeds from term deposits	22	509,389	400,000
Placement of term deposits	22	(300,000)	(509,389)
Net cash used in investing activities		(647,640)	(549,539)

CONSOLIDATED CASH FLOW STATEMENT (Continued)

合併現金流量表(續)

For the year ended 31 December 2022 截至二零二二年十二月三十一日止年度

		Year ended 31 December 截至十二月三十一日止年度	
		2022 二零二二年 RMB'000 人民幣千元	2021 二零二一年 RMB'000 人民幣千元
	Note 附註		
Cash flows from financing activities	融資活動所得現金流量		
Dividends paid to the Company's shareholders	向本公司股東支付股息	(1,079,216)	(292,653)
Proceeds from bank borrowings	銀行借貸所得款項	7,733,247	5,251,052
Repayments of bank borrowings	償還銀行借貸	(6,277,899)	(2,794,080)
Redemption of USD bonds	贖回美元債券	-	(1,638,552)
Principal elements of lease payments	租賃付款的本金部分	(772)	(702)
Proceeds from issuance of shares under employee share option scheme	根據僱員購股權計劃發行股份所得款項	7,050	-
Proceeds from term deposits pledged as security for current bank borrowings	抵押作現在銀行借貸抵押品的定期存款所得款項	62,000	-
Payments for term deposits pledged as security for current bank borrowings	抵押作現在銀行借貸抵押品的定期存款支付	(352,000)	-
Net cash generated from financing activities	融資活動所得現金淨額	92,410	525,065
Net increase in cash and cash equivalents	現金及現金等值物增加淨額	3,044,872	2,749,956
Cash and cash equivalents at beginning of the year	於年初的現金及現金等值物	3,542,457	831,202
Effects of exchange rate changes on cash and cash equivalents	匯率變動對現金及現金等價物的影響	420,787	(38,701)
Cash and cash equivalents at end of the year	於年終的現金及現金等值物	7,008,116	3,542,457

The above consolidated cash flow statement should be read in conjunction with the accompanying notes.

上述合併現金流量表應與隨附附註一併閱讀。

NOTES TO THE CONSOLIDATED FINANCIAL STATEMENTS

合併財務報表附註

For the year ended 31 December 2022 截至二零二二年十二月三十一日止年度

1. GENERAL INFORMATION

Fufeng Group Limited and its subsidiaries manufacture and sell fermentation-based food additives, biochemical products and starch-based products. The Group has manufacturing plants in Shandong Province, Shaanxi Province, Jiangsu Province, Heilongjiang Province, Inner Mongolia Autonomous Region and Xinjiang Uygur Autonomous Region of the PRC and sells mainly to customers located in the PRC.

The Company is a limited liability company incorporated in the Cayman Islands. The address of its registered office is Cricket Square, Hutchins Drive, P.O. Box 2681, Grand Cayman KY1-1111, Cayman Islands.

The Company has its shares listed on The Stock Exchange of Hong Kong Limited.

These consolidated financial statements are presented in RMB, unless otherwise stated. These consolidated financial statements have been approved for issue by the Board on 30 March 2023.

2. SUMMARY OF SIGNIFICANT ACCOUNTING POLICIES

This note provides a list of the significant accounting policies adopted in the preparation of these consolidated financial statements. These policies have been consistently applied to all the years presented, unless otherwise stated. The financial statements are for the Group consisting of Fufeng Group Limited and its subsidiaries.

2.1 Basis of preparation

(i) **Compliance with HKFRS and Hong Kong Companies Ordinance**

The consolidated financial statements of the Company have been prepared in accordance with HKFRS and the disclosure requirements of the Hong Kong Companies Ordinance (Cap. 622).

(ii) **Historical cost convention**

The financial statements have been prepared on a historical cost basis, except that certain financial assets and liabilities (including derivative instruments) are measured at fair value.

1. 一般資料

卓豐集團有限公司及其附屬公司從事製造及銷售發酵食品添加劑、生化產品及澱粉產品。本集團於中國山東省、陝西省、江蘇省、黑龍江省、內蒙古自治區及新疆維吾爾自治區設有生產廠房，主要向中國客戶進行銷售。

本公司為於開曼群島註冊成立的有限公司，其註冊辦事處地址為Cricket Square, Hutchins Drive, P.O. Box 2681, Grand Cayman KY1-1111, Cayman Islands。

本公司股份在香港聯合交易所有限公司上市。

除另有註明外，此等合併財務報表以人民幣列示。此等合併財務報表已於二零二三年三月三十日經董事會批准刊發。

2. 重要會計政策摘要

此附註提供一系列編製此等合併財務報表採納的主要會計政策。除另有註明外，此等政策在所列報的所有年度內貫徹應用。財務報表適用於包含卓豐集團有限公司及其附屬公司的本集團。

2.1 編製基準

(i) **符合香港財務報告準則及香港公司條例**

本公司的合併財務報表是根據香港財務報告準則及香港公司條例第622章的披露規定編製。

(ii) **歷史成本法**

財務報表按歷史成本基準編製，惟若干金融資產及負債（包括衍生工具）按公平值計量除外。

NOTES TO THE CONSOLIDATED FINANCIAL STATEMENTS (Continued)

合併財務報表附註(續)

For the year ended 31 December 2022 截至二零二二年十二月三十一日止年度

2. SUMMARY OF SIGNIFICANT ACCOUNTING POLICIES (Continued)

2.1 Basis of preparation (Continued)

(iii) New and amended standards adopted by the Group

The Group has applied the following amendments for the first time for their annual reporting period commencing 1 January 2022:

- *Property, Plant and Equipment: Proceeds before Intended Use – Amendments to HKAS 16*
- *Onerous Contracts – Cost of Fulfilling a Contract – Amendments to HKAS 37*
- *Annual Improvements to HKFRS Standards 2018–2020*
- *Reference to the Conceptual Framework – Amendments to HKFRS 3*
- *Amendments to AG 5 Merger Accounting for Common Control Combinations*

The amendments listed above did not have any impact on the amounts recognised in prior periods and are not expected to significantly affect the current or future periods.

2. 重要會計政策摘要(續)

2.1 編製基準(續)

(iii) 本集團採納的新訂及已修訂準則

本集團在二零二二年一月一日開始的年度報告期間首次採用了下列修訂本：

- *物業、廠房及設備：擬定用途之前所得款項－香港會計準則第16號之修訂本*
- *虧損合同－履行合同之成本－香港會計準則第37號之修訂本*
- *二零一八年至二零二零年香港財務報告準則的年度改進*
- *對概念框架的提述－香港財務報告準則第3號之修訂本*
- *同一控制下的企業合併的會計處理－對會計指引第5號之修訂本*

上述修訂對前期入賬金額沒有任何影響，預計也不會對當期或未來期間產生重大影響。

NOTES TO THE CONSOLIDATED FINANCIAL STATEMENTS (Continued)
合併財務報表附註(續)

For the year ended 31 December 2022 截至二零二二年十二月三十一日止年度

2. SUMMARY OF SIGNIFICANT ACCOUNTING POLICIES (Continued)

2.1 Basis of preparation (Continued)

(iv) New standards and interpretations not yet adopted

Certain new accounting standards, amendments to accounting standards and interpretations have been published that are not mandatory for 31 December 2022 reporting periods and have not been early adopted by the Group. These standards, amendments or interpretations are not expected to have a material impact on the entity in the current or future reporting periods and on foreseeable future transactions.

		Effective for annual periods beginning on or after
HKFRS 17	Insurance contracts	1 January 2023
HK Interpretation 5 (2020)	Presentation of Financial Statements – Classification by the Borrower of a Term Loan that Contains a Repayment on Demand Clause	1 January 2023
Amendments to HKAS 1 and HKFRS Practice Statement 2	Disclosure of Accounting Policies	1 January 2023
Amendments to HKAS 8	Definition of Accounting Estimates	1 January 2023
Amendments to HKAS 12	Deferred Tax related to Assets and Liabilities arising from a Single Transaction	1 January 2023
Amendments to HKAS 1	Classification of Liabilities as Current or Non-current	1 January 2024
Amendments to HKFRS 16	Lease Liability in a sales and Leaseback	1 January 2024
Amendments to HKAS 1	Non-current Liabilities with Covenants	1 January 2024
Amendments to HKFRS 10 and HKAS 28	Sale or contribution of assets between an investor and its associate or joint venture	To be determined

2. 重要會計政策摘要(續)

2.1 編製基準(續)

(iv) 尚未採納之新訂準則及詮釋

本集團並未提前採用已發佈但在二零二二年十二月三十一日的報告期間尚未強制生效的若干新會計準則、會計準則之修訂本及詮釋。該等準則、修訂本或詮釋預計在當期或未來報告期間不會對主體及可預見的未來交易產生重大影響。

		於以下日期或之後起的年度期間生效
香港財務報告準則第17號	保險合同	二零二三年一月一日
香港註冊第5號(二零二零年)	財務報表之呈列-借款人對載有按要求償還條款的定期貸款進行分類	二零二三年一月一日
香港會計準則第1號及香港財務報告準則應用指引第2號之修訂本	會計政策之披露	二零二三年一月一日
香港會計準則第8號之修訂本	會計估計的定義	二零二三年一月一日
香港會計準則第12號之修訂本	單一交易中產生的資產及負債相關的遞延稅項	二零二三年一月一日
香港會計準則第1號之修訂本	將負債分類為流動或非流動	二零二四年一月一日
香港財務報告準則第16號之修訂本	售後租回之租賃負債	二零二四年一月一日
香港會計準則第1號之修訂本	有契約之非流動負債	二零二四年一月一日
香港財務報告準則第10號及香港會計準則第28號之修訂本	投資者與其聯營公司或合營企業之間之資產出售或投入	有待釐定

NOTES TO THE CONSOLIDATED FINANCIAL STATEMENTS *(Continued)*

合併財務報表附註 *(續)*

For the year ended 31 December 2022 截至二零二二年十二月三十一日止年度

2. SUMMARY OF SIGNIFICANT ACCOUNTING POLICIES *(Continued)*

2.2 Principles of consolidation and equity accounting

(i) Subsidiaries

Subsidiaries are all entities (including structured entities) over which the Group has control. The Group controls an entity where the Group is exposed to, or has rights to, variable returns from its involvement with the entity and has the ability to affect those returns through its power to direct the activities of the entity. Subsidiaries are fully consolidated from the date on which control is transferred to the Group. They are deconsolidated from the date that control ceases.

Inter-company transactions, balances and unrealised gains on transactions between Group companies are eliminated. Unrealised losses are also eliminated unless the transaction provides evidence of an impairment of the transferred asset. Accounting policies of subsidiaries have been changed where necessary to ensure consistency with the policies adopted by the Group.

(ii) Associates

Associates are all entities over which the Group has significant influence but not control or joint control. This is generally the case where the Group holds between 20% and 50% of the voting rights. Investments in associates are accounted for using the equity method of accounting (see (iii) below), after initially being recognised at cost.

(iii) Equity method

Under the equity method of accounting, the investments are initially recognised at cost and adjusted thereafter to recognise the Group's share of the post-acquisition profits or losses of the investee in profit or loss, and the Group's share of movements in other comprehensive income or loss of the investee in other comprehensive income or loss. Dividends received or receivable from associates are recognised as a reduction in the carrying amount of the investment.

2. 重要會計政策摘要 *(續)*

2.2 合併及權益會計法原則

(i) 附屬公司

附屬公司指本集團對其具有控制權的所有實體（包括結構性實體）。當本集團因為參與該實體而承擔可變回報的風險或享有可變回報的權益，並有能力透過其有權控制該實體的活動影響此等回報時，本集團即控制該實體。附屬公司在控制權轉移至本集團之日起全部合併入賬。附屬公司在控制權終止之日起停止合併入賬。

集團內公司間交易、結餘及本集團旗下公司之間的交易未變現收益均予以抵銷。未變現虧損亦會抵銷，惟有關交易提供證據顯示所轉讓資產出現減值，則另當別論。如有需要會更改附屬公司的會計政策，以確保與本集團採用的政策保持一致。

(ii) 聯營公司

聯營公司指所有本集團對其有重大影響力而無控制或共同控制權的實體。此種情況本集團通常持有20%至50%投票權的股權。於聯營公司的投資最初按成本確認，之後以權益會計法入賬（見下文(iii)）。

(iii) 權益法

根據權益會計法，投資初步按成本確認，其後進行調整以於損益確認本集團應佔被投資方收購後溢利或虧損並於其他綜合收益或虧損確認本集團應佔被投資方其他綜合收益或虧損的變動。已收或應收聯營公司的股息確認為投資賬面值扣減項。

NOTES TO THE CONSOLIDATED FINANCIAL STATEMENTS (Continued) 合併財務報表附註(續)

For the year ended 31 December 2022 截至二零二二年十二月三十一日止年度

2. SUMMARY OF SIGNIFICANT ACCOUNTING POLICIES (Continued)

2.2 Principles of consolidation and equity accounting (Continued)

(iii) Equity method (Continued)

Where the Group's share of losses in an equity-accounted investment equals or exceeds its interest in the entity, including any other unsecured long-term receivables, the Group does not recognise further losses, unless it has incurred obligations or made payments on behalf of the other entity.

Unrealised gains on transactions between the Group and its associates are eliminated to the extent of the Group's interest in these entities. Unrealised losses are also eliminated unless the transaction provides evidence of an impairment of the asset transferred. Accounting policies of equity accounted investees have been changed where necessary to ensure consistency with the policies adopted by the Group.

The carrying amount of equity-accounted investments is tested for impairment in accordance with the policy described in Note 2.8.

(iv) Changes in ownership interests

When the Group ceases to consolidate or equity account for an investment because of a loss of control or significant influence, any retained interest in the entity is remeasured to its fair value with the change in carrying amount recognised in profit or loss. This fair value becomes the initial carrying amount for the purposes of subsequently accounting for the retained interest as an associate, joint venture or financial asset. In addition, any amounts previously recognised in other comprehensive income or loss in respect of that entity are accounted for as if the Group had directly disposed of the related assets or liabilities. This may mean that the amounts previously recognised in other comprehensive income or loss are reclassified to profit or loss or transferred to another category of equity as specified/permitted by applicable HKFRSs.

2. 重要會計政策摘要(續)

2.2 合併及權益會計法原則(續)

(iii) 權益法(續)

倘本集團應佔權益入賬投資的虧損等於或超過其於該實體的權益(包括任何其他無抵押長期應收款項)，則本集團不會確認進一步虧損，除非已代表另一實體承擔責任或作出付款。

本集團與其聯營公司之間交易的未變現收益按本集團於該等實體的權益予以對銷。未變現虧損亦會予以對銷，除非該交易顯示已轉讓資產減值的證據。權益入賬被投資方的會計政策已在需要時作出調整，以確保與本集團所採納會計政策一致。

權益入賬投資的賬面金額根據附註2.8所述政策進行減值測試。

(iv) 所有者權益變動

倘本集團因喪失控制權或重大影響力而停止合併入賬或按權益入賬一項投資時，該實體的任何保留權益按公平值重新計量，賬面值的變動在損益中確認。就其後入賬列作聯營公司、合營企業或金融資產的保留權益而言，此公平值為初始賬面值。此外，先前於其他綜合收益或虧損內確認與該實體有關的任何金額按猶如本集團已直接出售有關資產或負債的方式入賬。這可能意味著先前於其他綜合收益或虧損中確認的金額重新分類至損益或轉為適用香港財務報告準則所訂明/准許的另一權益範疇。

NOTES TO THE CONSOLIDATED FINANCIAL STATEMENTS *(Continued)*

合併財務報表附註 *(續)*

For the year ended 31 December 2022 截至二零二二年十二月三十一日止年度

2. SUMMARY OF SIGNIFICANT ACCOUNTING POLICIES *(Continued)*

2.3 Separate financial statements

Investments in subsidiaries are accounted for at cost less impairment. Cost also includes direct attributable costs of investment. The results of subsidiaries are accounted for by the Company on the basis of dividends and receivables.

Impairment testing of the investments in subsidiaries is required upon receiving dividends from these investments if the dividend exceeds the total comprehensive income of the subsidiary in the period the dividend is declared or if the carrying amount of the investment in the separate financial statements exceeds the carrying amount in the consolidated financial statements of the investee's net assets including goodwill.

2.4 Segment reporting

Operating segments are reported in a manner consistent with the internal reporting provided to the chief operating decision maker.

The chief operating decision maker, who is responsible for allocating resources and assessing performance of the operating segments, has been identified as the executive directors of the Company who make strategic decisions.

2.5 Foreign currency translation

(i) Functional and presentation currency

Items included in the financial statements of each of the Group's entities are measured using the currency of the primary economic environment in which the entity operates (the "functional currency"). The consolidated financial statements are presented in RMB, which is the Group's functional and presentation currency.

2. 重要會計政策摘要 *(續)*

2.3 獨立財務報表

於附屬公司的投資乃以成本減減值入賬。成本亦包括投資的直接應佔費用。本公司根據股息及應收款項，將附屬公司業績入賬。

於自於附屬公司的投資收取股息後，倘該等股息超過宣派股息期間附屬公司的綜合收益總額或倘獨立財務報表的投資賬面值超過合併財務報表所列被投資公司資產淨值（包括商譽）的賬面值，則該等投資須進行減值測試。

2.4 分部報告

經營分部按與向最高營運決策者提供的內部報告一致的方式報告。

負責分配資源及評估經營分部表現的最高營運決策者，已被確定為作出策略決定的本公司執行董事。

2.5 外幣換算

(i) 功能及呈列貨幣

本集團各實體財務報表所包括項目，乃按該實體營運所在主要經濟環境的貨幣（「功能貨幣」）計量。合併財務報表以本集團功能貨幣及呈列貨幣人民幣呈列。

NOTES TO THE CONSOLIDATED FINANCIAL STATEMENTS (Continued) 合併財務報表附註(續)

For the year ended 31 December 2022 截至二零二二年十二月三十一日止年度

2. SUMMARY OF SIGNIFICANT ACCOUNTING POLICIES (Continued)

2.5 Foreign currency translation (Continued)

(ii) Transactions and balances

Foreign currency transactions are translated into the functional currency using the exchange rates prevailing at the dates of the transactions. Foreign exchange gains and losses resulting from the settlement of such transactions and from the translation of monetary assets and liabilities denominated in foreign currencies at year-end exchange rates are recognised in the consolidated income statement.

Foreign exchange gains and losses that relate to borrowings and dividends are presented in the consolidated income statement within "Finance costs – net". All other foreign exchange gains and losses are presented in the consolidated income statement within "Other gains/(losses) – net".

(iii) Group companies

The results and financial position of foreign operations (none of which has the currency of a hyperinflationary economy) that have a functional currency different from the presentation currency are translated into the presentation currency as follows:

- assets and liabilities for each balance sheet presented are translated at the closing rate at the date of that balance sheet,
- income and expenses for each income statement and statement of comprehensive income are translated at average exchange rates (unless this is not a reasonable approximation of the cumulative effect of the rates prevailing on the transaction dates, in which case income and expenses are translated at the dates of the transactions), and
- all resulting exchange differences are recognised in other comprehensive income or loss.

2. 重要會計政策摘要(續)

2.5 外幣換算(續)

(ii) 交易及結餘

外幣交易按交易當日的現行匯率換算為功能貨幣。因上述交易結算及按年結匯率換算以外幣計值的貨幣資產及負債產生的匯兌收益及虧損於合併利潤表確認。

與借貸及股息有關的匯兌收益及虧損於合併利潤表內「財務成本－淨額」中呈列。所有其他匯兌收益及虧損於合併利潤表內「其他利得／(損失)－淨額」中呈列。

(iii) 集團公司

其功能貨幣與列報貨幣不同的海外業務(當中沒有惡性通貨膨脹經濟的貨幣)的業績和財務狀況按如下方法換算為列報貨幣：

- 每份列報的資產負債表內的資產和負債按該資產負債表日的收市匯率換算；
- 每份利潤表和綜合收益表內的收益和費用按平均匯率換算(除非此匯率並不代表交易日期現行匯率的累計影響的合理約數；在此情況下，收支項目按交易日期的匯率換算)；及
- 所有由此產生的匯兌差額在其他綜合收益或虧損中確認。

NOTES TO THE CONSOLIDATED FINANCIAL STATEMENTS (Continued)

合併財務報表附註(續)

For the year ended 31 December 2022 截至二零二二年十二月三十一日止年度

2. SUMMARY OF SIGNIFICANT ACCOUNTING POLICIES (Continued)

2.5 Foreign currency translation (Continued)

(iii) Group companies (Continued)

On consolidation, exchange differences arising from the translation of any net investment in foreign entities, and of borrowings and other financial instruments designated as hedges of such investments, are recognised in other comprehensive income or loss. When a foreign operation is sold or any borrowings forming part of the net investment are repaid, the associated exchange differences are reclassified to profit or loss, as part of the gain or loss on sale.

2.6 Property, plant and equipment

Property, plant and equipment, comprising plant and building, machinery, furniture and fixtures and vehicles, are stated at historical cost less depreciation and impairment losses. Historical cost includes expenditure that is directly attributable to the acquisition of the items.

Construction in progress includes plant under construction and machinery under installation and testing and which, upon completion, management intends to hold as property, plant and equipment. They are carried at cost which includes cost of construction, plant and equipment and other direct cost plus borrowing costs that used to finance these projects during the construction period less accumulated impairment losses if any. No depreciation is provided for construction in progress. The relevant assets are transferred to property, plant and equipment at cost less accumulated impairment losses when they become available for their intended use.

Subsequent costs are included in the asset's carrying amount or recognised as a separate asset, as appropriate, only when it is probable that future economic benefits associated with the item will flow to the Group and the cost of the item can be measured reliably. The carrying amount of any component accounted for as a separate asset is derecognised when replaced. All other repairs and maintenance are charged to the consolidated income statement during the financial period in which they are incurred.

2. 重要會計政策摘要(續)

2.5 外幣換算(續)

(iii) 集團公司(續)

綜合入賬時，換算海外實體任何投資淨額以及指定為該等投資之對沖項目的借貸及其他金融工具產生之匯兌差額於其他綜合收益或虧損確認。於出售境外業務或償還投資淨額的任何借貸時，相關匯兌差額重新分類至損益，作為出售損益之一部分。

2.6 物業、廠房及設備

物業、廠房及設備包括廠房、樓宇、機器、傢俬及裝置以及汽車，乃按歷史成本減折舊及減值虧損列賬。歷史成本包括直接與收購該等項目有關的開支。

在建工程包括興建中的廠房以及安裝及測試中的機器，在完成後，管理層擬持有作物業、廠房及設備。該等在建工程以成本列賬，當中包括其建築、廠房及設備成本，以及其他直接成本，另加於建築期間用於為該等項目撥資的借貸成本，減累計減值虧損(如有)。不會就在建工程計提折舊。當有關資產可作擬定用途時，其將按成本減累計減值虧損轉撥至物業、廠房及設備。

僅當項目有關的未來經濟利益有可能流入本集團及項目成本能可靠計量時，方會將其後成本計入資產賬面值或確認為另一項資產(視適用情況而定)。作為獨立資產入賬的任何組成部分的賬面值於被替換時終止確認。所有其他維修及維護則於其產生的財政期間在合併利潤表扣除。

NOTES TO THE CONSOLIDATED FINANCIAL STATEMENTS (Continued)
合併財務報表附註(續)

For the year ended 31 December 2022 截至二零二二年十二月三十一日止年度

2. SUMMARY OF SIGNIFICANT ACCOUNTING POLICIES (Continued)

2.6 Property, plant and equipment (Continued)

Depreciation on property, plant and equipment, except for construction in progress, is calculated using the straight-line method to allocate their costs to their residual values over their estimated useful lives, as follows:

Plant and building	15–20 years
Machinery	8–10 years
Furniture and fixtures	3–8 years
Vehicles	5–8 years

The assets' residual values and useful lives are reviewed, and adjusted if appropriate, at the end of each reporting period.

An asset's carrying amount is written down immediately to its recoverable amount if the asset's carrying amount is greater than its estimated recoverable amount (Note 2.8).

Gains and losses on disposals are determined by comparing the proceeds with carrying amount. These are included in the consolidated income statement under "Other gains/(losses) – net".

2.7 Intangible assets

(i) Patents and unpatented technology

Separately acquired patents and unpatented technology are shown at historical cost. Patents and unpatented technology have a finite useful life and are carried at cost less accumulated amortisation and impairment losses. Amortisation is calculated using the straight-line method to allocate the cost of patents and unpatented technology over their estimated beneficial period of 10 to 20 years.

2. 重要會計政策摘要(續)

2.6 物業、廠房及設備(續)

除在建工程外，物業、廠房及設備的折舊於其估計可使用年期，以直線法分配其成本至其剩餘價值，計算年期如下：

廠房及大樓	15–20年
機器	8–10年
傢俬及裝置	3–8年
汽車	5–8年

於各報告期末會檢討資產剩餘價值及可使用年期，並作出調整（如適用）。

倘一項資產的賬面值大於其估計可收回金額（附註2.8），則該項資產賬面值將立即撇減至其可收回金額。

出售收益及虧損乃比較所得款項與賬面值後釐定，並計入合併利潤表「其他利得／（損失）－淨額」內。

2.7 無形資產

(i) 專利及非專利技術

個別取得的專利及非專利技術按歷史成本列示。專利及非專利技術有確定可使用年期，並按成本減累計攤銷及減值虧損列賬。攤銷乃按其10至20年的估計收益期間以直線法將專利及非專利技術成本分攤計算。

NOTES TO THE CONSOLIDATED FINANCIAL STATEMENTS (Continued)

合併財務報表附註(續)

For the year ended 31 December 2022 截至二零二二年十二月三十一日止年度

2. SUMMARY OF SIGNIFICANT ACCOUNTING POLICIES (Continued)

2.7 Intangible assets (Continued)

(ii) Computer software

Acquired computer software is capitalised on the basis of the costs incurred to acquire and bring to use the specific software. These costs are amortised over their estimated useful lives of 3 to 10 years.

(iii) Research and development

Research expenditure is recognised as an expense as incurred. Costs incurred on development projects (related to the design and testing of new or improved products) are recognised as intangible assets when the following criteria are fulfilled:

- (a) it is technically feasible to complete the intangible asset so that it will be available for use;
- (b) management intends to complete the intangible asset and use it;
- (c) there is an ability to use the intangible asset;
- (d) it can be demonstrated how the intangible asset will generate probable future economic benefits;
- (e) adequate technical, financial and other resources to complete the development and to use the intangible asset are available; and
- (f) the expenditure attributable to the intangible asset during its development can be reliably measured.

Other development expenditures that do not meet these criteria are recognised as an expense as incurred. Development costs previously recognised as an expense are not recognised as an asset in a subsequent period. Capitalised development costs are recorded as intangible assets and amortised from the point at which the asset is ready for use on a straight-line basis over its useful life not exceeding five years.

2. 重要會計政策摘要(續)

2.7 無形資產(續)

(ii) 電腦軟件

購買電腦軟件按購買特定軟件及特定軟件達到可使用狀態所產生的成本為基準予以資本化。該等成本乃按其估計可使用年期(3至10年)攤銷。

(iii) 研究及開發

研究開支於產生時確認為開支。當滿足以下標準時，該開發項目所產生成本(涉及新產品或改良產品的設計及測試)會確認為無形資產：

- (a) 完成無形資產在技術上可行，以致無形資產可供使用；
- (b) 管理層有意完成及使用無形資產；
- (c) 有能力使用無形資產；
- (d) 能夠證明無形資產將可能產生未來經濟利益；
- (e) 有足夠的技術、財務及其他資源完成開發及使用無形資產；及
- (f) 無形資產在其開發期內應佔的開支能可靠計量。

不符合該等準則的其他開發開支於發生時確認為開支。先前確認為開支的開發成本於後續期間不確認為資產。資本化開發成本計入無形資產，並由有關資產達到可使用狀態起，在其可使用年期內(不超過五年)以直線法攤銷。

NOTES TO THE CONSOLIDATED FINANCIAL STATEMENTS (Continued) 合併財務報表附註(續)

For the year ended 31 December 2022 截至二零二二年十二月三十一日止年度

2. SUMMARY OF SIGNIFICANT ACCOUNTING POLICIES (Continued)

2.8 Impairment of non-financial assets

Assets that are subject to amortisation are reviewed for impairment whenever events or changes in circumstances indicate that the carrying amount may not be recoverable. An impairment loss is recognised for the amount by which the asset's carrying amount exceeds its recoverable amount. The recoverable amount is the higher of an asset's fair value less costs of disposal and value in use. For the purposes of assessing impairment, assets are grouped at the lowest levels for which there are separately identifiable cash flows (cash-generating units). Non-financial assets other than goodwill that suffered an impairment are reviewed for possible reversal of the impairment at the end of each reporting period.

2.9 Financial assets

(i) Classification

The Group classifies its financial assets in the following measurement categories:

- those to be measured subsequently at fair value (either through OCI or through profit or loss), and
- those to be measured at amortised cost.

The classification depends on the entity's business model for managing the financial assets and the contractual terms of the cash flows.

For assets measured at fair value, gains and losses will either be recorded in profit or loss or OCI. For investments in equity instruments that are not held for trading, this will depend on whether the Group has made an irrevocable election at the time of initial recognition to account for the equity investment at FVOCI.

The Group reclassifies debt investments when and only when its business model for managing those assets changes.

2. 重要會計政策摘要(續)

2.8 非金融資產減值

當出現事件或情況改變顯示未必能收回賬面值時，須予攤銷的資產會進行減值檢討。減值虧損按資產賬面值超過其可收回金額的差額確認。可收回金額指資產公平值減出售成本與使用價值間的較高者。就減值評估而言，資產按可獨立分辨現金流量的最低水平（現金產生單位）分類。商譽以外的已減值非金融資產，於各報告期末檢討是否可能撥回減值。

2.9 金融資產

(i) 分類

本集團按以下計量類別對其金融資產進行分類：

- 後續按公平值（計入其他綜合收益或損益）的金融資產；及
- 以攤餘成本計量的金融資產。

該分類取決於主體管理金融資產的業務模式以及合同現金流量特徵。

對於以公平值計量的金融資產，其收益及虧損計入損益或其他綜合收益。對於非交易性的權益工具投資，其收益及虧損的計量將取決於本集團在初始確認時是否作出不可撤銷的選擇而將其指定為按公平值計入其他綜合收益的股權投資。

僅當管理該等資產的業務模式發生變化時，本集團才對債權投資進行重分類。

NOTES TO THE CONSOLIDATED FINANCIAL STATEMENTS (Continued)

合併財務報表附註(續)

For the year ended 31 December 2022 截至二零二二年十二月三十一日止年度

2. SUMMARY OF SIGNIFICANT ACCOUNTING POLICIES (Continued)

2.9 Financial assets (Continued)

(ii) Recognition and derecognition

Regular way purchases and sales of financial assets are recognised on trade-date, the date on which the Group commits to purchase or sell the asset. Financial assets are derecognised when the rights to receive cash flows from the financial assets have expired or have been transferred and the Group has transferred substantially all the risks and rewards of ownership.

(iii) Measurement

At initial recognition, the Group measures a financial asset at its fair value plus, in the case of a financial asset not at FVPL, transaction costs that are directly attributable to the acquisition of the financial asset. Transaction costs of financial assets carried at FVPL are expensed in profit or loss.

Financial assets with embedded derivatives are considered in their entirety when determining whether their cash flows are solely payment of principal and interest.

Debt instruments

Subsequent measurement of debt instruments depends on the Group's business model for managing the asset and the cash flow characteristics of the asset. There are three measurement categories into which the Group classifies its debt instruments:

- **Amortised cost:** Assets that are held for collection of contractual cash flows where those cash flows represent solely payments of principal and interest are measured at amortised cost. Interest income from these financial assets is included in finance income using the effective interest rate method. Any gain or loss arising on derecognition is recognised directly in profit or loss and presented in "Other gains/(losses) – net" together with foreign exchange gains and losses. Impairment losses are presented as separate line item in the consolidated income statement.

2. 重要會計政策摘要(續)

2.9 金融資產(續)

(ii) 確認及終止確認

常規方式購買及出售的金融資產於交易日確認。交易日是指本集團承諾購買或出售資產的日期。當收取金融資產現金流量的權利已到期或已轉讓，且本集團已經轉移了金融資產所有權上幾乎所有的風險和報酬，金融資產即終止確認。

(iii) 計量

對於不被分類為按公平值計入損益的金融資產，本集團以其公平值加上可直接歸屬於獲得該項金融資產的交易費用進行初始確認。與按公平值計入損益的金融資產相關的交易費用於損益中列支。

對於包含嵌入式衍生工具的金融資產，本集團對整個合同考慮其現金量是否僅代表對本金和利息的支付。

債務工具

債務工具的后續計量取決於本集團管理資產的業務模式及該項資產的現金流量特徵。本集團將其債務工具分為以下三類：

- **以攤餘成本計量：**對於持有以收取合同現金流量的資產，如果合同現金流量僅代表對本金和利息的支付，則該資產以攤餘成本計量。該等金融資產的利息收入以實際利率法計算，計入財務收入。取消確認時產生的任何收益或虧損直接於損益中確認，並與匯兌收益和虧損一同列示於「其他利得／(損失)－淨額」。減值虧損作為單獨的科目在合併利潤表中列報。

NOTES TO THE CONSOLIDATED FINANCIAL STATEMENTS *(Continued)*

合併財務報表附註 *(續)*

For the year ended 31 December 2022 截至二零二二年十二月三十一日止年度

2. SUMMARY OF SIGNIFICANT ACCOUNTING POLICIES *(Continued)*

2.9 Financial assets *(Continued)*

(iii) Measurement *(Continued)*

Debt instruments (Continued)

- FVOCI: Assets that are held for collection of contractual cash flows and for selling the financial assets, where the assets' cash flows represent solely payments of principal and interest, are measured at FVOCI. Movements in the carrying amount are taken through OCI, except for the recognition of impairment gains or losses, interest income and foreign exchange gains and losses which are recognised in profit or loss. When the financial asset is derecognised, the cumulative gain or loss previously recognised in OCI is reclassified from equity to profit or loss and recognised in "Other gains/(losses) – net". Interest income from these financial assets is included in finance income using the effective interest rate method. Foreign exchange gains and losses are presented in "Other gains/(losses) – net" and impairment expenses are presented as separate line item in the consolidated income statement.
- FVPL: Assets that do not meet the criteria for amortised cost or FVOCI are measured at FVPL. A gain or loss on a debt investment that is subsequently measured at FVPL is recognised in profit or loss and presented net with "Other gains/(losses) – net" in the period in which it arises.

2. 重要會計政策摘要 *(續)*

2.9 金融資產 *(續)*

(iii) 計量 *(續)*

債務工具 (續)

- 按公平值計入其他綜合收益：為收回合約現金流量及出售金融資產而持有的資產，倘該等資產現金流量僅作為支付本金及利息，則按公平值計入其他綜合收益計量。賬面值的變動計入其他綜合收益，惟減值收益或虧損、利息收入及外匯收益及虧損於損益確認。金融資產終止確認時，先前於其他綜合收益確認的累計收益或虧損由權益重新分類至損益並於「其他利得／(損失)－淨額」中確認。該等金融資產的利息收入按實際利率法計入融資收入。外匯收益及虧損於「其他利得／(損失)－淨額」呈列，而減值開支作為單獨項目於合併利潤表內呈列。
- 按公平值計入損益：不符合按攤餘成本及按公平值計入其他綜合收益標準的資產乃按公平值計入損益計量。其後按公平值計入損益計量的債務投資的損益於損益確認，並於其產生期間在「其他利得／(損失)－淨額」內以淨額呈列。

NOTES TO THE CONSOLIDATED FINANCIAL STATEMENTS (Continued)

合併財務報表附註(續)

For the year ended 31 December 2022 截至二零二二年十二月三十一日止年度

2. SUMMARY OF SIGNIFICANT ACCOUNTING POLICIES (Continued)

2.9 Financial assets (Continued)

(iii) Measurement (Continued)

Equity instruments

The Group subsequently measures all equity investments at fair value. Where the Group's management has elected to present fair value gains and losses on equity investments in OCI, there is no subsequent reclassification of fair value gains and losses to profit or loss following the derecognition of the investment. Dividends from such investments continue to be recognised in profit or loss as other income when the Group's right to receive payments is established.

Changes in the fair value of financial assets at FVPL are recognised in "Other gains/(losses) – net" in the consolidated income statement as applicable. Impairment losses (and reversal of impairment losses) on equity investments measured at FVOCI are not reported separately from other changes in fair value.

(iv) Impairment

The Group assesses on a forward-looking basis the expected credit losses associated with its debt instruments carried at amortised cost and FVOCI. The impairment methodology applied depends on whether there has been a significant increase in credit risk.

For trade receivables, the Group applies the simplified approach permitted by HKFRS 9, which requires expected lifetime losses to be recognised from initial recognition of the receivables, see Note 21 for further details.

2. 重要會計政策摘要(續)

2.9 金融資產(續)

(iii) 計量(續)

權益工具

本集團其後按公平值計量所有股權投資。倘本集團管理層已選擇於其他全面收入中呈列權益投資的公平值收益及虧損，則於終止確認投資後，公平值收益及虧損其後不會重新分類至損益。倘確立本集團收取款項的權利，來自有關投資的股息繼續於損益中確認為其他收入。

按公平值計入損益的金融資產的公平值變動乃於合併利潤表內的「其他利得／(損失)－淨額」確認(如適用)。按公平值計入其他全面收入計量的權益投資的減值虧損(及撥回減值虧損)並無與其他公平值變動分開呈報。

(iv) 減值

本集團按前瞻性基準評估按攤餘成本及按公平值計入其他綜合收益列賬的債務工具相關的預期信用損失。所採用減值方法視乎信貸風險是否顯著增加而定。

就應收貿易賬款而言，本集團採用香港財務報告準則第9號允許的簡化方法，在初始確認時計量應收賬款整個存續期的預期信用損失，有關進一步詳情參見附註21。

NOTES TO THE CONSOLIDATED FINANCIAL STATEMENTS (Continued) 合併財務報表附註(續)

For the year ended 31 December 2022 截至二零二二年十二月三十一日止年度

2. SUMMARY OF SIGNIFICANT ACCOUNTING POLICIES (Continued)

2.10 Offsetting financial instruments

Financial assets and liabilities are offset and the net amount is reported in the consolidated balance sheet when there is a legally enforceable right to offset the recognised amounts and there is an intention to settle on a net basis or realise the asset and settle the liability simultaneously. The Group has also entered into arrangements that do not meet the criteria for offsetting but still allow for the related amounts to be set off in certain circumstances, such as bankruptcy or the termination of a contract.

The Group has no financial assets and liability that need to be offset as at 31 December 2022 and 2021

2.11 Derivative financial instruments

Derivatives are initially recognised at fair value on the date a derivative contract is entered into and are subsequently remeasured to their fair value at the end of each reporting period. Derivative instruments held by the Group are accounted for at FVPL. Changes in fair value of these derivative instruments are recognised immediately in the consolidated income statement under "Other gains/(losses) – net".

The fair values of derivative financial instruments are disclosed in Note 18. The full fair value of a derivative is classified as a non-current asset or liability when the remaining maturity of the derivative is more than 12 months; it is classified as a current asset or liability when the remaining maturity of the derivative is less than 12 months. Trading derivatives are classified as a current asset or liability.

2.12 Inventories

Inventories including raw materials, work in progress and finished goods are stated at the lower of cost and net realisable value. The cost of finished goods and work in progress comprises direct materials, direct labor, and an appropriate proportion of variable and fixed overhead expenditure, the latter being allocated on the basis of normal operating capacity. It excludes borrowing costs. Cost is determined using the weighted average method. Net realisable value is the estimated selling price in the ordinary course of business, less the estimated costs necessary to make the sale.

2. 重要會計政策摘要(續)

2.10 抵銷金融工具

當有法定可執行權力可抵銷已確認金額，並有意圖按淨額基準結算或同時變現資產及結算負債時，金融資產與負債可互相抵銷，並在合併資產負債表報告其淨額。本集團亦已訂立並不符合抵銷標準的安排，但仍允許相關金額在如破產或終止合約的若干情況下予以抵銷。

於二零二二年及二零二一年十二月三十一日，本集團並無金融資產及負債需要抵銷。

2.11 衍生金融工具

衍生工具於訂立衍生工具合約之日按公平值進行初始確認，後續以各報告期末的公平值進行計量。本集團持有的衍生工具是按公平值計入損益計量。該等衍生工具的公平值變動於合併利潤表內「其他利得／(損失)－淨額」中確認。

衍生金融工具的公平值於附註18披露。倘衍生工具的剩餘到期時間超過12個月，則其全部公平值分類為非流動資產或負債，倘衍生工具的剩餘到期時間少於12個月，則分類為流動資產或負債。交易衍生工具分類為流動資產或負債。

2.12 存貨

存貨包括原材料、在製品及製成品，均按成本與可變現淨值兩者中的較低者列賬。製成品及在製品的成本包括直接材料、直接勞工及適當比例的可變及固定間接費用支出，後者乃根據正常運營能力分配。存貨不包括借貸成本。成本以加權平均法釐定。可變現淨值指於日常業務過程的估計售價減去銷售所需的估計成本。

NOTES TO THE CONSOLIDATED FINANCIAL STATEMENTS (Continued)

合併財務報表附註(續)

For the year ended 31 December 2022 截至二零二二年十二月三十一日止年度

2. SUMMARY OF SIGNIFICANT ACCOUNTING POLICIES (Continued)

2.13 Trade receivables

Trade receivables are amounts due from customers for goods sold in the ordinary course of business. Trade receivables are generally due for settlement within 90 days and therefore are all classified as current.

Trade receivables are recognised initially at the amount of consideration that is unconditional unless they contain significant financing components, when they are recognised at fair value. The Group holds the trade receivables with the objective to collect the contractual cash flows and therefore measures them subsequently at amortised cost using the effective interest method. See Note 21 for further information about the Group's accounting for trade receivables and Note 3.1 for a description of the Group's impairment policies.

2.14 Cash and cash equivalents

For the purpose of presentation in the statement of cash flows, cash and cash equivalents includes cash on hand, deposits held at call with financial institutions, other short-term, highly liquid investments with original maturities of three months or less that are readily convertible to known amounts of cash and which are subject to an insignificant risk of changes in value.

2.15 Share capital

Ordinary shares are classified as equity (Note 23).

Incremental costs directly attributable to the issue of new shares or options are shown in equity as a deduction, net of tax, from the proceeds.

2.16 Trade and other payables

These amounts represent liabilities for goods and services provided to the Group prior to the end of financial year which are unpaid. The amounts are unsecured and are usually paid within 30 days of recognition. Trade and other payables are presented as current liabilities unless payment is not due within 12 months after the reporting period. They are recognised initially at their fair value and subsequently measured at amortised cost using the effective interest method.

2. 重要會計政策摘要(續)

2.13 應收貿易賬款

應收貿易賬款為於日常經營活動中商品銷售而應收客戶的款項。應收貿易賬款一般於90天內到期進行結付，故均分類為流動部分。

應收貿易賬款按可無條件獲得的對價金額進行初始確認，但當其包含重大融資成分時，按公平值進行初始確認。本集團持有應收貿易賬款的目的是收取合同現金流量，因此後續使用實際利率法按攤銷成本計量應收貿易賬款。有關本集團就應收貿易賬款的會計處理的進一步詳情，請參閱附註21。本集團減值政策，請參閱附註3.1。

2.14 現金及現金等值物

在現金流量表中，現金及現金等值物包括手頭現金、金融機構的活期存款、可隨時轉換為已知數額現金且價值變動風險較小之其他短期高流通性且原到期日為三個月或以內的投資。

2.15 股本

普通股分類為權益(附註23)。

與發行新股或購股權直接有關的增量成本，均列入權益作為所得款項扣減(扣除稅項)。

2.16 應付貿易賬款及其他應付款項

該等金額指於財政年度結束前提供予集團之商品及服務之未償還負債。該等金額為無抵押及通常在確認30日內支付。應付貿易賬款及其他應付款項列示為流動負債，除非付款並非於報告日期起計12個月內到期。有關款項以初始公平值確認，其後採用實際利息法按攤餘成本計量。

NOTES TO THE CONSOLIDATED FINANCIAL STATEMENTS (Continued) 合併財務報表附註(續)

For the year ended 31 December 2022 截至二零二二年十二月三十一日止年度

2. SUMMARY OF SIGNIFICANT ACCOUNTING POLICIES (Continued)

2.17 Borrowings

Borrowings are initially recognised at fair value, net of transaction costs incurred. Borrowings are subsequently carried at amortised cost; any difference between the proceeds (net of transaction costs) and the redemption value is recognised in the consolidated income statement over the period of the borrowings using the effective interest method. Fees paid on the establishment of loan facilities are recognised as transaction costs of the loan to the extent that it is probable that some or all of the facility will be drawn down. In this case, the fee is deferred until the draw-down occurs. To the extent there is no evidence that it is probable that some or all of the facility will be drawn down, the fee is capitalised as a pre-payment for liquidity services and amortised over the period of the facility to which it relates.

Borrowings are classified as current liabilities unless the Group has an unconditional right to defer settlement of the liability for at least 12 months after the end of the reporting period.

2.18 Borrowing costs

General and specific borrowing costs directly attributable to the acquisition, construction or production of qualifying assets, which are assets that necessarily take a substantial period of time to get ready for their intended use or sale, are added to the cost of those assets, until such time as the assets are substantially ready for their intended use or sale.

Investment income earned on the temporary investment of specific borrowings pending their expenditure on qualifying assets is deducted from the borrowing costs eligible for capitalisation.

Other borrowing costs are expensed in the period in which they are incurred.

2. 重要會計政策摘要(續)

2.17 借貸

借貸初步以公平值扣除所產生交易成本確認。借貸其後按攤餘成本列賬；所得款項(扣除交易成本)與贖回價值間的任何差額，乃以實際利息法於借貸期間在合併利潤表確認。倘很有可能提取部分或全部融資，則設立貸款融資時支付的費用確認為貸款的交易成本。在此情況下，該費用可遞延入賬直至提取貸款為止。如並無證據證明部分或全部融資很有可能被提取，則該項費用資本化以作為流動資金服務的預付款項，並於有關融資期間攤銷。

除非本集團有權無條件將債務遞延至報告期間結算日後至少十二個月方始償還，否則借貸將分類為流動負債。

2.18 借貸成本

購建或生產合資格資產(即需經較長時間方能達致擬定用途或出售狀態的資產)直接應佔的一般及特定借貸成本，均計入該等資產的成本，直至該等資產基本上達致其擬定用途或出售狀態為止。

在特定借貸撥作合資格資產支出前的暫時投資所賺取的投資收入，須自合資格資本化的借貸成本中扣除。

其他借貸成本於其產生期間費用化。

NOTES TO THE CONSOLIDATED FINANCIAL STATEMENTS (Continued)

合併財務報表附註(續)

For the year ended 31 December 2022 截至二零二二年十二月三十一日止年度

2. SUMMARY OF SIGNIFICANT ACCOUNTING POLICIES (Continued)

2.19 Current and deferred income tax

The income tax expense or credit for the period is the tax payable on the current period's taxable income based on the applicable income tax rate for each jurisdiction adjusted by changes in deferred income tax assets and liabilities attributable to temporary differences and to unused tax losses.

(a) Current income tax

The current income tax charge is calculated on the basis of the tax laws enacted or substantively enacted at the balance sheet date in the countries where the Company and its subsidiaries operate and generate taxable income. Management periodically evaluates positions taken in tax returns with respect to situations in which applicable tax regulation is subject to interpretation. It establishes provisions where appropriate on the basis of amounts expected to be paid to the tax authorities.

(b) Deferred income tax

Deferred income tax is recognised, using the liability method, on temporary differences arising between the tax bases of assets and liabilities and their carrying amounts in the consolidated financial statements. However, the deferred income tax is not accounted for if it arises from initial recognition of an asset or liability in a transaction other than a business combination that at the time of the transaction affects neither accounting nor taxable profit or loss. Deferred income tax is determined using tax rates (and laws) that have been enacted or substantially enacted by the balance sheet date and are expected to apply when the related deferred income tax asset is realised or the deferred income tax liability is settled.

Deferred income tax assets are recognised only if it is probable that future taxable amounts will be available to utilise those temporary differences and losses.

2. 重要會計政策摘要(續)

2.19 即期及遞延所得稅

期內所得稅開支或抵免指根據各司法權區的適用所得稅率按即期應課稅收入支付的稅項，並根據由於暫時性差異及未使用稅務虧損而導致的遞延所得稅資產和負債變動作出調整。

(a) 即期所得稅

即期所得稅支出根據本公司及其附屬公司營運及產生應課稅收入所在國家於資產負債表日已頒佈或實質頒佈的稅務法例計算。管理層就適用稅務法例以詮釋為準的情況定期評估稅項收益狀況，並在適用情況下根據預期須向稅務機關支付的稅款設定撥備。

(b) 遞延所得稅

遞延所得稅採用負債法就資產及負債的稅基與資產及負債在合併財務報表內之賬面值產生的暫時性差額進行確認。然而，倘遞延所得稅乃因資產或負債在一宗交易(業務合併除外)中獲初步確認而產生，並且於交易時對會計或應課稅溢利或虧損均無影響，則遞延所得稅不計算入賬。遞延所得稅採用在資產負債表日已頒佈或實質頒佈之稅率(及法例)釐定，並預期在變現有關遞延所得稅資產或償付遞延所得稅負債時將會適用。

遞延所得稅資產僅在很有可能將未來應課稅溢利與可動用之暫時差額及虧損抵銷情況下確認。

NOTES TO THE CONSOLIDATED FINANCIAL STATEMENTS (Continued) 合併財務報表附註(續)

For the year ended 31 December 2022 截至二零二二年十二月三十一日止年度

2. SUMMARY OF SIGNIFICANT ACCOUNTING POLICIES (Continued)

2.19 Current and deferred income tax (Continued)

(b) Deferred income tax (Continued)

Deferred income tax liabilities and assets are not recognised for temporary differences between the carrying amount and tax bases of investments in foreign operations where the company is able to control the timing of the reversal of the temporary differences and it is probable that the differences will not reverse in the foreseeable future.

Deferred income tax assets and liabilities are offset when there is a legally enforceable right to offset current income tax assets and liabilities and when the deferred income tax balances relate to the same taxation authority. Current income tax assets and tax liabilities are offset where the entity has a legally enforceable right to offset and intends either to settle on a net basis, or to realise the asset and settle the liability simultaneously.

Current and deferred tax is recognised in profit or loss, except to the extent that it relates to items recognised in other comprehensive income or directly in equity. In this case, the tax is also recognised in other comprehensive income or directly in equity, respectively.

2.20 Employee benefits

(a) Short-term obligations

Liabilities for wages and salaries, including non-monetary benefits that are expected to be settled wholly within 12 months after the end of the period in which the employees render the related service are recognised in respect of employees' services up to the end of the reporting period and are measured at the amounts expected to be paid when the liabilities are settled.

2. 重要會計政策摘要(續)

2.19 即期及遞延所得稅(續)

(b) 遞延所得稅(續)

倘本公司可控制暫時性差額撥回的時間，且該差額於可預見的將來很可能不會撥回，則不會就賬面值與海外業務投資之稅基之間的暫時差額確認遞延所得稅負債及資產。

在有合法權利抵銷即期所得稅資產及負債時，以及在遞延所得稅結餘涉及同一稅務機關時，方可抵銷遞延所得稅資產及負債。在實體擁有合法可執行權利以抵銷並擬以淨額基準結算或變現資產並同時結清負債時，方可抵銷即期所得稅資產及負債。

即期及遞延所得稅乃於損益中確認，惟與於其他全面收入或直接於權益確認的項目有關者除外。於此情況下，稅項亦分別於其他全面收入或直接於權益中確認。

2.20 僱員福利

(a) 短期義務

工資及薪金負債，包括預計將於僱員提供相關服務期間結束之後12個月以內全部結清的非貨幣福利，按僱員截至報告期末止的服務確認，並按結清負債時預計支付的金額計量。

NOTES TO THE CONSOLIDATED FINANCIAL STATEMENTS (Continued)

合併財務報表附註(續)

For the year ended 31 December 2022 截至二零二二年十二月三十一日止年度

2. SUMMARY OF SIGNIFICANT ACCOUNTING POLICIES (Continued)

2.20 Employee benefits (Continued)

(b) Post-employment obligations – pension obligations

The companies within the Group operate various pension schemes. In accordance with the rules and regulations in the PRC, the employees of the Group's subsidiaries established in the PRC participate in defined contribution retirement benefit plans organised by the various local PRC governments. These local PRC governments undertake to assume the retirement benefit obligations of all existing and future retired employees payable under the plans described above. The assets of these plans are held separately from those of the Group in an independent fund managed by the PRC government.

The Group's operating entities in Hong Kong participate in a MPF scheme for its employees in Hong Kong. Both the entities and the employees are required to contribute 5% of the salaries of the employees', up to a maximum of HKD1,500 per head per month. The assets of MPF scheme are held separately from those of the entities in an independent administrated fund.

The Group has no further obligation for post-retirement benefits beyond the contributions made. The contributions to these plans and MPF scheme are recognised as employee benefit expense when incurred.

2. 重要會計政策摘要(續)

2.20 僱員福利(續)

(b) 退休後義務－退休金責任

本集團旗下公司設有多項退休金計劃。根據中國的規則及規例，本集團在中國成立的附屬公司的僱員參加由中國多個當地政府組織的定額供款退休福利計劃。此等中國當地政府承諾，承擔根據上述計劃應付所有現時及未來退休僱員退休福利的責任。該等計劃資產與本集團資產分開，由中國政府管理的獨立基金持有。

本集團於香港的經營實體為其香港僱員參與強積金計劃。實體與其僱員須按僱員薪金的5%供款，每月最高供款為每人1,500港元。強積金計劃的資產與該等實體的資產分開，由獨立管理基金持有。

除作出的供款外，本集團並無就退休後福利承擔進一步的責任。此等計劃及強積金計劃的供款於產生時確認為僱員福利開支。

NOTES TO THE CONSOLIDATED FINANCIAL STATEMENTS *(Continued)*

合併財務報表附註 *(續)*

For the year ended 31 December 2022 截至二零二二年十二月三十一日止年度

2. SUMMARY OF SIGNIFICANT ACCOUNTING POLICIES *(Continued)*

2.21 Share-based payments

(a) Equity-settled share-based payment transactions

The Group operates four equity-settled, share-based compensation plans, under which the Group receives services from employees as consideration for equity instruments (options) of the Group. The fair value of the employee services received in exchange for the grant of the options is recognised as an expense. The total amount to be expensed is determined by reference to the fair value of the options granted:

- including any market performance conditions (e.g. the entity's share price)
- excluding the impact of any service and non-market performance vesting conditions (e.g. profitability, sales growth targets and remaining an employee of the entity over a specified time period), and
- including the impact of any non-vesting conditions (e.g. the requirement for employees to save or hold shares for a specific period of time).

Non-market vesting conditions are included in assumptions about the number of options that are expected to vest. The total amount expensed is recognised over the vesting period, which is the period over which all of the specified vesting conditions are to be satisfied.

2. 重要會計政策摘要 *(續)*

2.21 以股份支付

(a) 權益結算股份支付交易

本集團設有四個按權益結算及以股份支付的補償計劃，據此，本集團獲僱員提供服務作為本集團股本工具（購股權）的對價。就換取授出購股權所獲取僱員服務的公平值乃確認為開支。支銷的總金額乃參照已授出購股權的公平值釐定：

- 包括任何市場表現條件，（如實體的股價）
- 不包括任何服務及非市場表現歸屬條件的影響，例如盈利能力、銷售增長目標及在指定期間內留聘實體僱員；及
- 包括任何非歸屬條件的影響，例如在指定期間內規定僱員儲蓄或持有股份。

於假設預期將歸屬的購股權數目時亦將考慮有關非市場歸屬條件。支銷總金額於歸屬期內確認，歸屬期即全部指定歸屬條件獲達成的期間。

NOTES TO THE CONSOLIDATED FINANCIAL STATEMENTS (Continued)

合併財務報表附註(續)

For the year ended 31 December 2022 截至二零二二年十二月三十一日止年度

2. SUMMARY OF SIGNIFICANT ACCOUNTING POLICIES (Continued)

2.21 Share-based payments (Continued)

(b) Share-based payment transactions among Group entities

When the options are exercised, the Company issues new shares. The proceeds received net of any directly attributable transaction costs are credited to share capital (nominal value).

The grant by the Company of options over its equity instruments to the employees of subsidiaries undertakings in the Group is treated as a capital contribution. The fair value of employee services received, measured by reference to the grant date fair value, is recognised over the vesting period as an increase to investment in a subsidiary, with a corresponding credit to equity in the parent company accounts.

2.22 Revenue recognition

Sales of goods

The Group manufactures and sells a range of fermentation-based food additives, biochemical products and starch-based products in the worldwide market. Sales are recognised when control of the products has transferred, being when the products are delivered to the customer, the customer has full discretion over the channel and price to sell the products, and there is no unfulfilled obligation that could affect the customer's acceptance of the products. Delivery occurs when the products have been delivered to the specified location or have been picked up by carriers designated by customers for domestic sales, or have been shipped on board for overseas sales, the risks of obsolescence and loss have been transferred to the customer, and either the customer has accepted the products in accordance with the sales contract, the acceptance provisions have lapsed, or the Group has objective evidence that all criteria for acceptance have been satisfied.

2. 重要會計政策摘要(續)

2.21 以股份支付(續)

(b) 集團實體間的股份支付交易

本公司於購股權獲行使時發行新股。已收取所得款項(扣除任何直接應佔交易成本)均列入股本(面值)中。

本公司以其權益工具向本集團附屬公司僱員授出購股權列作資本投入。所收取僱員服務的公平值參考授出日期的公平值計量，於歸屬期間確認，列作一家附屬公司的投資增加，並相應計入母公司賬目中的權益。

2.22 收益確認

銷售貨品

本集團在全球市場製造及銷售一系列發酵食品添加劑、生化產品及澱粉產品。當產品控制權已轉讓(即產品交付予客戶之時)、客戶對銷售產品的渠道及價格有完全決定權、且不存在可能影響客戶接收產品的未履行義務時，確認銷售。當產品交付到指定地點或由客戶指定的承運人收貨(就境內銷售而言)或已裝船(就海外銷售而言)，產品毀損及滅失的風險已轉移給客戶，及客戶已根據銷售合約接納產品，接納條文已失效，或本集團有客觀證據證明已達成接納之所有條件時即交付。

NOTES TO THE CONSOLIDATED FINANCIAL STATEMENTS (Continued) 合併財務報表附註(續)

For the year ended 31 December 2022 截至二零二二年十二月三十一日止年度

2. SUMMARY OF SIGNIFICANT ACCOUNTING POLICIES (Continued)

2.22 Revenue recognition (Continued)

Sales of goods (Continued)

The products is often sold with retrospective volume discounts based on aggregate sales over a 12 month period. Revenue from these sales is recognised based on the price specified in the contract, net of the estimated volume discounts. Accumulated experience is used to estimate and provide for the discount, using expected value method, and revenue is only recognised to the extent that it is highly probable that a significant reversal will not occur.

As receivable is recognised when the goods are delivered as this is the point in time that the consideration is unconditional because only the passage of time is required before the payment is due.

The Group does not expect to have any contract containing financing components. As a consequence, the Group does not adjust any of the transition prices for the time value of money.

2.23 Safety production fee

Pursuant to regulation No. [2012]16 and No. [2022]136, "Management measures of accrual and use of safety production fee of business enterprises", issued by the Ministry of Finance and the State Administration of Work Safety, certain subsidiaries of the Group are required to accrue safety production fee. The fee is earmarked for improving the safety of production.

Relevant companies are required to set aside the provision to a fund for future development and work safety which they transferred certain amounts from retained earnings/(accumulated losses) to a specific reserve. When qualifying development expenditure and improvements of safety incurred, an equivalent amount is transferred from the specific reserve to retained earnings/(accumulated losses).

2. 重要會計政策摘要(續)

2.22 收益確認(續)

銷售貨品(續)

產品經常以可追溯批量折扣方式出售，並以12個月的總銷售為基準。銷售收益根據合約載述的價格確認，並扣除估計批量折扣。累計經驗用於估計及撥備折扣，採用預期價值方式，而收益僅在極可能未發生大幅回撥情況下方才確認。

應收款項於交付貨品時確認，因為此時收回對價的權利是無條件的，僅需等待客戶付款。

本集團並無預期擁有包含金融部分的任何合約。因此，本集團並未調整貨幣時間價值的任何過度價格。

2.23 安全生產費用

根據財政部及國家安全生產監督管理總局頒佈的第[2012]16號及第[2022]136號《企業安全生產費用提取和使用管理辦法》，本集團的若干附屬公司須計提安全生產費用。該費用指定用作改善生產安全。

相關公司須將撥備撥入為未來發展及安全生產基金，並將一定數額的保留盈利/(累積虧損)撥入特定儲備金。當符合安全費及維簡費限定條件的支出發生時，與上述支出金額相當的限制性儲備將轉出至保留盈利/(累積虧損)。

NOTES TO THE CONSOLIDATED FINANCIAL STATEMENTS (Continued)

合併財務報表附註(續)

For the year ended 31 December 2022 截至二零二二年十二月三十一日止年度

2. SUMMARY OF SIGNIFICANT ACCOUNTING POLICIES (Continued)

2.24 Earnings per share

(i) Basic earnings per share

Basic earnings per share is calculated by dividing:

- the profit attributable to the shareholders of the Company, excluding any costs of servicing equity other than ordinary shares
- by the weighted average number of ordinary shares outstanding during the financial year, adjusted for bonus elements in ordinary shares issued during the year and excluding treasury shares.

(ii) Diluted earnings per share

Diluted earnings per share adjusts the figures used in the determination of basic earnings per share to take into account:

- the after-income tax effect of interest and other financing costs associated with dilutive potential ordinary shares, and
- the weighted average number of additional ordinary shares that would have been outstanding assuming the conversion of all dilutive potential ordinary shares.

2.25 Leases

Leases are recognised as a right-of-use asset and a corresponding liability at the date at which the leased asset is available for use by the Group.

Assets and liabilities arising from a lease are initially measured on a present value basis. Lease liabilities include the net present value of fixed payments (including in-substance fixed payments), less any lease incentives receivable.

2. 重要會計政策摘要(續)

2.24 每股盈利

(i) 每股基本盈利

每股基本盈利的計算方法是：

- 本公司股東應佔溢利(不包括普通股以外的任何權益服務成本)
- 除以本財政年度已發行普通股加權平均數並就該年度已發行普通股的花紅成分進行調整(不包括庫存股份)。

(ii) 每股攤薄盈利

每股攤薄盈利調整計算每股基本盈利所用的數字，計入：

- 與潛在攤薄普通股相關的利息及其他融資成本的除所得稅後影響，及
- 假設兌換全部具攤薄性的潛在普通股後將發行的額外普通股的加權平均數。

2.25 租賃

在本集團可使用租賃資產之日，租賃確認為使用權資產及相應負債。

租賃產生的資產及負債按現值基準進行初始計量。租賃負債包括固定付款額(包括實質固定付款額)扣除任何應收的租賃激勵的淨現值。

NOTES TO THE CONSOLIDATED FINANCIAL STATEMENTS (Continued) 合併財務報表附註(續)

For the year ended 31 December 2022 截至二零二二年十二月三十一日止年度

2. SUMMARY OF SIGNIFICANT ACCOUNTING POLICIES (Continued)

2.25 Leases (Continued)

The lease payments are discounted using the interest rate implicit in the lease. If that rate cannot be readily determined, which is generally the case for leases in the group, the lessee's incremental borrowing rate is used, being the rate that the lessee would have to pay to borrow the funds necessary to obtain an asset of similar value in a similar economic environment with similar terms and conditions.

To determine the incremental borrowing rate, the Group:

- where possible, uses recent third-party financing received by the individual lessee as a starting point, adjusted to reflect changes in financing conditions since third party financing was received.

Lease payment is allocated between the principal and finance cost. The finance cost is charged to profit or loss over the lease period so as to produce a constant periodic rate of interest on the remaining balance of the liability for each period.

Right-of-use assets are measured at cost comprising the following:

- the amount of the initial measurement of lease liability, and
- any lease payments made at or before the commencement date.

Right-of-use assets are generally depreciated over the shorter of the asset's useful life and the lease term on a straight-line basis.

Payments associated with short-term leases of warehouse are recognised on a straight-line basis as an expense in profit or loss. Short-term leases are leases with a lease term of 12 months or less.

2. 重要會計政策摘要(續)

2.25 租賃(續)

租賃付款使用租賃中內含的利率進行貼現。倘無法輕易確定該利率(為本集團租賃的一般情況)，則使用承租人的增量借款利率，即個別承租人在類似經濟環境中按類似條款及條件借入獲得與使用權資產具有類似價值的資產所需資金而必須支付的利率。

為釐定增量借款利率，本集團應：

- 在可能情況下，以承租人最近收到的第三方融資為起點，並進行調整以反映融資條件自收到第三方融資後的變化。

租賃付款額於本金及融資費用之間作出分配。融資費用在租賃期內計入損益，以按照固定的周期性利率對各期間負債餘額計算利息。

使用權資產按成本計量，包括以下各項：

- 租賃負債的初始計量金額；及
- 在開始日期或之前支付的任何租賃付款。

使用權資產一般於資產的使用壽命與租賃期兩者孰短的期間按直線法計提折舊。

與短期倉庫租賃相關的付款額按直線法於損益中確認為開支。短期租賃是指租賃期為12個月或小於12個月的租賃。

NOTES TO THE CONSOLIDATED FINANCIAL STATEMENTS (Continued)

合併財務報表附註(續)

For the year ended 31 December 2022 截至二零二二年十二月三十一日止年度

2. SUMMARY OF SIGNIFICANT ACCOUNTING POLICIES (Continued)

2.26 Dividend distribution

Dividend distribution to the Company's shareholders is recognised as a liability in the Group's and Company's financial statements in the period in which the dividends are approved by the Company's shareholders.

2.27 Government grants

Grants from the government are recognised at their fair value where there is a reasonable assurance that the grant will be received and the Group will comply with all attached conditions.

Government grants relating to costs are deferred and recognised in the profit or loss over the period necessary to match them with the costs that they are intended to compensate.

Government grants relating to the purchase of property, plant and equipment are included in non-current liabilities as deferred income and are credited to profit or loss on a straight-line basis over the expected lives of the related assets. Note 6 provides further information on how the Group accounts for government grants.

3. FINANCIAL RISK MANAGEMENT

3.1 Financial risk factors

The Group's activities expose it to a variety of financial risks: market risk (including foreign exchange risk, fair value interest rate risk and cash flow interest rate risk), credit risk and liquidity risk. The Group's overall risk management programme focuses on the unpredictability of financial markets and seeks to minimise potential adverse effects on the Group's financial performance.

(a) Market risk

(i) Foreign exchange risk

Instrument used by the Group

The Board does not consider the exposure to foreign exchange risk significant to the Group's operation as the Group mainly operates in the PRC with majority of the transactions denominated and settled in RMB.

2. 重要會計政策摘要(續)

2.26 股息分派

對本公司股東作出的股息分派，於本公司股東批准股息的期間內，在本集團及本公司財務報表內確認為負債。

2.27 政府補助

倘能夠合理保證將可收取政府補助及本集團將會遵守所有附帶條件，則政府補助將按其公平值確認。

與成本有關的政府補助遞延入賬，並於需要匹配擬補償的相關成本期間在損益中確認。

與購買物業、廠房及設備有關的政府補助於非流動負債中入賬列作遞延收入，並在相關資產的預期年限內以直線法計入損益。有關本集團就政府補助的會計處理的進一步詳情載於附註6。

3. 財務風險管理

3.1 財務風險因素

本集團的業務承受多種財務風險：市場風險（包括外匯風險、公平值利率風險及現金流量利率風險）、信貸風險及流動資金風險。本集團的整體風險管理計劃專注於金融市場的難預測性，尋求盡量減少對本集團財務表現造成的潛在負面影響。

(a) 市場風險

(i) 外匯風險

本集團所用工具

鑑於本集團主要於中國經營業務，大部分交易以人民幣計值及結算，故董事會認為本集團業務並無承受重大外匯風險。

NOTES TO THE CONSOLIDATED FINANCIAL STATEMENTS (Continued) 合併財務報表附註(續)

For the year ended 31 December 2022 截至二零二二年十二月三十一日止年度

3. FINANCIAL RISK MANAGEMENT (Continued)

3.1 Financial risk factors (Continued)

(a) Market risk (Continued)

(i) Foreign exchange risk (Continued)

Instrument used by the Group (Continued)

However, foreign currencies, mainly USD and HKD, are received from sales of products to countries or areas outside the PRC ("Export sales"), the issuance of USD bonds and draw-down of borrowings. In 2022, the Group borrowed bank loans of USD nil and HKD300,000,000 (2021: USD417,000,000 and HKD nil). Export sales denominated in foreign currencies amounted to approximately 29% (2021: 32%) of the Group's total revenue for the Year. Such proceeds were subject to foreign exchange risk before receiving and converting them into RMB. The foreign currencies received for export sales were converted into RMB depend on needs and market conditions. In 2021, the Group also used foreign currency forward contracts to hedge its exposure to foreign exchange risks. The Group manages the currency risk arising from proceeds from draw down of bank borrowings by utilisation of the proceeds as soon as possible. In 2021 and 2022, the Group manages the currency risk arising from proceeds from draw down of USD bonds and bank borrowings by partially applying cross currency swaps to mitigate exposures arising from the fluctuations in foreign currencies of bonds and borrowings.

The foreign currency forwards and cross currency swaps in relation to USD bonds and bank borrowings do not satisfy the requirements for hedge accounting (but are considered as economic hedges). The foreign currency forwards and cross currency swaps are subject to the same risk management policies. However, they are accounted for as derivative financial instruments with gains/(losses) recognised in consolidated income statement.

3. 財務風險管理(續)

3.1 財務風險因素(續)

(a) 市場風險(續)

(i) 外匯風險(續)

本集團所用工具(續)

然而，於中國以外國家或地區進行產品銷售（「出口銷售」），發行美元債券以及提取借貸時主要收取美元及港元外幣。於二零二二年，本集團借入零美元及300,000,000港元（二零二一年：417,000,000美元及零港元）銀行貸款。以外幣計值的出口銷售佔本集團本年度總收益約29%（二零二一年：32%）。相關所得款項於收取並兌換為人民幣之前面臨外匯風險。出口銷售所收到的外幣根據需要及市況兌換為人民幣。於二零二一年，本集團亦使用外匯遠期合約對沖外匯風險。本集團透過盡快使用提取銀行借貸的所得款項，管理有關所得款項產生的貨幣風險。於二零二一年及二零二二年，本集團通過部分應用交叉貨幣掉期管理因提取美元債券所得款項及銀行借貸而產生的貨幣風險，以減輕有關外幣債券及借貸波動產生的風險。

應用於美元債券及銀行借貸的外匯遠期合約及交叉貨幣掉期不符合套期會計（但被視為經濟套期）要求。外匯遠期合約及交叉貨幣掉期受到相同的風險管理政策的約束。然而，兩者均作為衍生金融工具入賬，其利得／（損失）在合併利潤表確認。

NOTES TO THE CONSOLIDATED FINANCIAL STATEMENTS (Continued)

合併財務報表附註(續)

For the year ended 31 December 2022 截至二零二二年十二月三十一日止年度

3. FINANCIAL RISK MANAGEMENT (Continued)

3.1 Financial risk factors (Continued)

(a) Market risk (Continued)

(i) Foreign exchange risk (Continued)

Exposure

The Group's exposure to foreign currency risk at the end of the reporting period, expressed in RMB, was as follows:

		USD	HKD	EUR	SGD	Total
		美元	港元	歐元	新加坡元	總計
31 December 2022		RMB'000	RMB'000	RMB'000	RMB'000	RMB'000
二零二二年十二月三十一日		人民幣千元	人民幣千元	人民幣千元	人民幣千元	人民幣千元
Cash and cash equivalents and restricted bank balances (Note 22(c))	現金及現金等值物及受限制的銀行結餘(附註22(c))	5,544,358	23,907	25,912	246	5,594,423
Trade, other receivables and prepayments (Note 21(e))	應收貿易賬款、其他應收款項及預付款項(附註21(e))	509,834	-	847	-	510,681
Trade, other payables and accruals	應付貿易賬款、其他應付款項及應計費用	(1,201)	-	-	-	(1,201)
		USD	HKD	EUR	SGD	Total
		美元	港元	歐元	新加坡元	總計
31 December 2021		RMB'000	RMB'000	RMB'000	RMB'000	RMB'000
二零二一年十二月三十一日		人民幣千元	人民幣千元	人民幣千元	人民幣千元	人民幣千元
Cash and cash equivalents and restricted bank balances (Note 22(c))	現金及現金等值物及受限制的銀行結餘(附註22(c))	3,127,247	10,765	11,098	108	3,149,218
Trade, other receivables and prepayments (Note 21(e))	應收貿易賬款、其他應收款項及預付款項(附註21(e))	565,260	-	-	-	565,260
Borrowings (Note 27)	借貸(附註27)	(2,758,868)	-	-	-	(2,758,868)

3. 財務風險管理(續)

3.1 財務風險因素(續)

(a) 市場風險(續)

(i) 外匯風險(續)

敞口

本集團於報告期末以人民幣列示的本集團外匯風險敞口如下：

NOTES TO THE CONSOLIDATED FINANCIAL STATEMENTS (Continued) 合併財務報表附註(續)

For the year ended 31 December 2022 截至二零二二年十二月三十一日止年度

3. FINANCIAL RISK MANAGEMENT (Continued)

3.1 Financial risk factors (Continued)

(a) Market risk (Continued)

(i) Foreign exchange risk (Continued)

Amounts recognised in the consolidated income statement

During the year, the following foreign-exchange related amounts were recognised in the consolidated income statement:

		2022 二零二二年 RMB'000 人民幣千元	2021 二零二一年 RMB'000 人民幣千元
Amounts recognised in the consolidated income statement	於合併利潤表確認的金額		
Other gains/(losses) – net (Note 7)	其他利得/(損失) – 淨額(附註7)	483,560	(48,856)
Finance income and costs (Note 10)	財務收入及成本(附註10)	(251,429)	82,276
Total net foreign exchange gains recognised in profit before income tax for the year	於年內除所得稅前溢利確認的淨匯兌收益總額	232,131	33,420

At 31 December 2022, if RMB had strengthened/weakened by 10% against the USD, HKD, EUR and SGD with all other variables held constant, the net profit for the Year would have been RMB525,096,000 lower/higher (2021: RMB44,214,000 lower/higher without considering the impact of cross currency swaps), mainly as a result of foreign exchange losses/gains on translation of USD, HKD, EUR and SGD denominated cash and cash equivalents, trade receivables, and foreign exchange gains/losses on translation of USD denominated borrowings.

於二零二二年十二月三十一日，倘人民幣兌美元、港元、歐元及新加坡元升值/貶值10%，而所有其他變數維持不變，則本年度純利會減少/增加人民幣525,096,000元(二零二一年：人民幣44,214,000元)(未考慮交叉貨幣掉期影響)，主要由換算以美元、港元、歐元及新加坡元計值的現金及現金等值物及應收貿易賬款的匯兌虧損/收益與換算以美元計值的借貸的匯兌收益/虧損所致。

3. 財務風險管理(續)

3.1 財務風險因素(續)

(a) 市場風險(續)

(i) 外匯風險(續)

於合併利潤表確認的金額

年內，以下匯兌相關金額於合併利潤表確認：

NOTES TO THE CONSOLIDATED FINANCIAL STATEMENTS (Continued)

合併財務報表附註(續)

For the year ended 31 December 2022 截至二零二二年十二月三十一日止年度

3. FINANCIAL RISK MANAGEMENT (Continued)

3.1 Financial risk factors (Continued)

(a) Market risk (Continued)

(ii) Cash flow and fair value interest rate risk

As the Group has no significant interest-bearing assets except for bank deposits and balances, the Group's income and operating cash flows are substantially independent of changes in market interest rates. The Group's exposure to changes in interest rates is mainly attributable to its borrowings. A portion of borrowings bears variable rates and exposes the Group to cash flow interest rate risk. In 2021, the Group entered into a long-term borrowing of USD400,000,000 at floating rates and swap contract of USD200,000,000 into fixed rate. During the Year, the Group repaid early the borrowing of USD400,000,000 and settled the corresponding swaps.

Fair value interest rate risk arises from bank borrowings and lease liabilities. The carrying amounts and fair values of non-current borrowings have been disclosed in Note 27. The fair value of lease liabilities approximates to their carrying amount, as the impact of discounting is not significant.

As at 31 December 2022, if interest rates on borrowings obtained at variable rates had been 10% higher/lower with all other variables held constant, the net profit for the Year would have been RMB2,299,000 (2021: RMB1,634,000 without considering the impact of interest rate swaps) lower/higher, mainly as a result of higher/lower interest expense on floating rate borrowings.

3. 財務風險管理(續)

3.1 財務風險因素(續)

(a) 市場風險(續)

(ii) 現金流量及公平值利率風險

由於除銀行存款及結餘外，本集團並無重大計息資產，故本集團的收入及經營現金流量大部分不受市場利率變動的影響。本集團的利率變動風險主要源自其借貸。部分借貸以浮動利率計息，故本集團須面對現金流量利率風險。於二零二一年，本集團以浮息訂立400,000,000美元的長期借貸，並將200,000,000美元的掉期合約轉為固定利率。於本年度，本集團提前償還借款400,000,000美元，並結清相應掉期。

公平值利率風險乃源自銀行借貸和租賃負債。非即期借貸的賬面值及公平值於附註27披露。由於貼現影響不重大，租賃負債的公平值近似於其賬面值。

於二零二二年十二月三十一日，倘按浮息取得的借貸利率上升／下降10%，而所有其他變數維持不變，則本年度純利會減少／增加人民幣2,299,000元（二零二一年：人民幣1,634,000元，並無考慮利率掉期的影響），主要由浮息借貸的利息開支增加／減少所致。

NOTES TO THE CONSOLIDATED FINANCIAL STATEMENTS (Continued)
合併財務報表附註(續)

For the year ended 31 December 2022 截至二零二二年十二月三十一日止年度

3. FINANCIAL RISK MANAGEMENT (Continued)

3.1 Financial risk factors (Continued)

(a) Market risk (Continued)

(ii) Cash flow and fair value interest rate risk (Continued)

As at 31 December 2022, if interest rates on cash and cash equivalents obtained at variable rates had been 10% higher/lower with all other variables held constant, the net profit for the year would have been RMB744,000 (2021: RMB1,104,000) higher/lower, mainly as a result of higher/lower interest expense on cash and cash equivalents with demand rates.

(b) Credit risk

Credit risk arises from cash and cash equivalents, contractual cash flows of debt investments carried at amortised cost, at FVOCI and at FVPL, favourable derivative financial instruments and deposits with banks and financial institutions, as well as credit exposures to the customers, including outstanding receivables.

(i) Risk management

Credit risk is managed on a group basis. Bank deposits and cash at bank are deposited in reputable financial institutions which are considered to have a low credit risk.

For sales of goods, credit is normally granted to customers with a long-term relationship and a good credit history. The Group performs ongoing credit evaluations of its customers' financial conditions and generally does not require collateral on trade receivables. The credit period granted to the customers is usually no more than 90 days and the credit quality of these customers is assessed, which takes into account their financial position, past experience and other factors. In view of the sound collection history of receivables due from them, management believes that the credit risk inherent in the Group's outstanding trade receivables arising from sales of products due from them is not significant.

3. 財務風險管理(續)

3.1 財務風險因素(續)

(a) 市場風險(續)

(ii) 現金流量及公平值利率風險(續)

於二零二二年十二月三十一日，倘按浮息取得的現金及現金等值物利率上升／下降10%，而所有其他變數維持不變，則本年度純利會增加／減少人民幣744,000元（二零二一年：人民幣1,104,000元），主要由於按活期利率的現金及現金等值物的利息開支增加／減少所致。

(b) 信貸風險

信貸風險乃源自現金及現金等值物、按攤餘成本、按公平值計入其他綜合收益及按公平值計入損益列賬的債務投資的合約現金流量、順差衍生金融工具以及銀行及金融機構存款，以及客戶的信貸風險，包括未償還的應收賬款。

(i) 風險管理

信貸風險按組合基準管理。銀行存款及銀行現金存入信譽良好的金融機構，信貸風險被視為低。

就銷售貨品而言，通常向與本集團建立長期關係且具有良好信貸歷史的客戶授出信貸期。本集團持續對其客戶的財務狀況進行信貸評估，一般不會要求就應收貿易賬款提供抵押品。授予客戶的信貸期一般不超過90天，並將計及該等客戶的財務狀況、過往經驗及其他因素評估其信貸質素。鑑於應收客戶款項的收款紀錄良好，管理層認為本集團因產品銷售應收彼等的未償還應收貿易款項的信貸風險並不大。

NOTES TO THE CONSOLIDATED FINANCIAL STATEMENTS (Continued)

合併財務報表附註(續)

For the year ended 31 December 2022 截至二零二二年十二月三十一日止年度

3. FINANCIAL RISK MANAGEMENT (Continued)

3.1 Financial risk factors (Continued)

(b) Credit risk (Continued)

(i) Risk management (Continued)

The Group's investment in debt instruments are considered to be low risk investments. The credit ratings of the investments are monitored for credit deterioration.

(ii) Impairment of financial assets

The group has two types of financial assets that are subject to the expected credit loss model:

- trade receivables for sales of inventory, and
- other financial assets carried at amortised cost

While deposit with banks, including term deposits and restricted bank deposits and notes receivable are also subject to the impairment requirements of HKFRS 9, identified impairment loss was immaterial.

Trade receivables

The Group has trade receivables for sales of inventory that are subject to the expected credit loss model.

The Group applies the HKFRS 9 simplified approach to measuring expected credit losses which uses a lifetime expected loss allowance for all trade receivables.

To measure the expected credit losses, trade receivables have been grouped based on shared credit risk characteristics and the days past due.

The expected loss rates are based on the payment profiles of sales over a period of 36 month before 31 December 2022 or 1 January 2022 respectively and the corresponding historical credit losses experienced within this period. The historical loss rates are adjusted to reflect current and forward-looking information on macroeconomic factors affecting the ability of the customers to settle the receivables. The Group has considered the business, financial or economic conditions of the customers and the performance and behaviour of customers, and accordingly adjusts the historical loss rates based on expected changes in these factors.

3. 財務風險管理(續)

3.1 財務風險因素(續)

(b) 信貸風險(續)

(i) 風險管理(續)

本集團於債務工具的投資被視為低風險投資。投資的信貸評級受監控以防信貸惡化。

(ii) 金融資產減值

本集團有兩類受限於預期信用損失模式之金融資產：

- 有關存貨銷售之應收貿易賬款；及
- 按攤銷成本列賬之其他金融資產

儘管銀行存款(包括定期存款及受限制銀行存款)及應收票據亦須遵守香港財務報告準則第9號的減值要求，但已確認的減值損失並不重大。

應收貿易賬款

本集團有關存貨銷售之應收貿易賬款須受限於預期信用損失模式。

本集團採用香港財務報告準則第9號的簡化方法計量預期信用損失，即對所有應收貿易賬款確認整個存續期的預期損失撥備。

為計量預期信用損失，應收貿易賬款已按照相同的信貸風險特徵及逾期天數分組。

預期損失率基於二零二二年十二月三十一日或二零二二年一月一日前36個月內銷售的付款情況及本期間內出現的相應歷史信用損失確定。歷史信用損失率已作出調整以反映影響客戶結算應收賬款能力的當前和前瞻性宏觀經濟因素資料。本集團已考慮客戶的業務、財務或經濟狀況以及客戶的表現及行為，並根據該等因素的預期變動相應地調整歷史信用損失率。

NOTES TO THE CONSOLIDATED FINANCIAL STATEMENTS (Continued) 合併財務報表附註(續)

For the year ended 31 December 2022 截至二零二二年十二月三十一日止年度

3. FINANCIAL RISK MANAGEMENT (Continued)

3.1 Financial risk factors (Continued)

(b) Credit risk (Continued)

(ii) Impairment of financial assets (Continued)

Trade receivables (Continued)

On that basis, the loss allowance for trade receivables as at 31 December 2022 and 31 December 2021 was determined under HKFRS 9 as follows:

		Within 3 months 3個月內 RMB'000 人民幣千元	3 to 12 months 3至12個月 RMB'000 人民幣千元	Over 12 months 12個月以上 RMB'000 人民幣千元	Total 總計 RMB'000 人民幣千元
31 December 2022 二零二二年十二月三十一日					
Expected loss rate	預期損失率	2.32%	26.48%	98.98%	
Gross carrying amount	總賬面值	1,076,025	13,920	4,689	1,094,634
Total loss allowance		24,970	3,686	4,641	33,297
		Within 3 months 3個月內 RMB'000 人民幣千元	3 to 12 months 3至12個月 RMB'000 人民幣千元	Over 12 months 12個月以上 RMB'000 人民幣千元	Total 總計 RMB'000 人民幣千元
31 December 2021 二零二一年十二月三十一日					
Expected loss rate	預期損失率	3.50%	20.39%	98.67%	
Gross carrying amount	總賬面值	1,076,622	13,822	4,065	1,094,509
Total loss allowance		37,717	2,818	4,011	44,546

3. 財務風險管理(續)

3.1 財務風險因素(續)

(b) 信貸風險(續)

(ii) 金融資產減值(續)

應收貿易賬款(續)

按此基準，於二零二二年十二月三十一日及二零二一年十二月三十一日根據香港財務報告準則第9號所釐定的應收貿易賬款的虧損撥備如下：

NOTES TO THE CONSOLIDATED FINANCIAL STATEMENTS (Continued)

合併財務報表附註(續)

For the year ended 31 December 2022 截至二零二二年十二月三十一日止年度

3. FINANCIAL RISK MANAGEMENT (Continued)

3.1 Financial risk factors (Continued)

(b) Credit risk (Continued)

(ii) Impairment of financial assets (Continued)

Trade receivables (Continued)

The closing loss allowance for trade receivables as at 31 December reconcile to the opening loss allowance as follows:

		Trade receivables 應收貿易賬款	
		2022 二零二二年 RMB'000 人民幣千元	2021 二零二一年 RMB'000 人民幣千元
Opening loss allowance as at 1 January	於一月一日的期初 損失撥備	44,546	28,225
(Reversal of)/provision for impairment loss allowance	(撥回)/計提減值 損失撥備	(11,158)	16,709
Receivables written-off during the year as uncollectible	年內撇銷為不可收回 的應收款項	(91)	(388)
Closing loss allowance at 31 December	於十二月三十一日的 期末損失撥備	33,297	44,546

Trade receivables are written off when there is no reasonable expectation of recovery. Indicators that there is no reasonable expectation of recovery include, amongst others, the failure of a debtor to engage in a repayment plan with the Group, and a failure to make contractual payments for a period greater than 360 days past due.

Impairment losses on trade receivables are presented within operating profit. Subsequent recoveries of amounts previously written off are credited against the same line item.

3. 財務風險管理(續)

3.1 財務風險因素(續)

(b) 信貸風險(續)

(ii) 金融資產減值(續)

應收貿易賬款(續)

於十二月三十一日之應收貿易賬款之期末損失撥備與期初損失撥備的對賬如下：

應收貿易賬款於並無合理可收回預期時被撇銷。概無合理可收回預期的跡象包括(其中包括)債務人未能與本集團訂立還款計劃,以及於逾期後超過360天的期間未能作出合約付款。

應收貿易賬款的減值損失於經營溢利內呈列。先前已撇銷款項的後續收回將貸記入同一明細項目。

NOTES TO THE CONSOLIDATED FINANCIAL STATEMENTS (Continued) 合併財務報表附註(續)

For the year ended 31 December 2022 截至二零二二年十二月三十一日止年度

3. FINANCIAL RISK MANAGEMENT (Continued)

3.1 Financial risk factors (Continued)

(b) Credit risk (Continued)

(ii) Impairment of financial assets (Continued)

Other financial assets at amortised cost

Other financial assets at amortised cost include other receivables including the loan to a third party. Impairment on other receivables is measured as either 12-month expected credit losses or lifetime expected credit loss, depending on whether there has been a significant increase in credit risk since initial recognition. If a significant increase in credit risk of a receivable has occurred since initial recognition, then impairment is measured as lifetime expected credit losses.

Net impairment losses on financial assets recognised in profit and loss

During the years ended 31 December 2022 and 2021, the following losses were recognised in "Reversal of/(provision for) impairment losses on financial assets", respectively in the consolidated income statement in relation to impaired financial assets:

3. 財務風險管理(續)

3.1 財務風險因素(續)

(b) 信貸風險(續)

(ii) 金融資產減值(續)

按攤餘成本列賬的其他金融資產

按攤餘成本列賬的其他金融資產包括其他應收款項(包括貸款予第三方)。其他應收款項的減值乃按12個月預期信用損失或整個存續期的預期信用損失計量，視乎自初步確認起是否出現重大信貸風險增加。倘應收款項的信貸風險自初次確認後已顯著增加，減值以整個存續期預期信用損失計量。

已確認於損益的金融資產的減值虧損淨額

截至二零二二年及二零二一年十二月三十一日止年度，下列虧損分別於減值金融資產相關合併利潤表中「金融資產減值虧損撥回/(撥備)」確認：

		2022 二零二二年 RMB'000 人民幣千元	2021 二零二一年 RMB'000 人民幣千元
(Reversal of)/provision for impairment losses	減值虧損(撥回)/撥備		
– loss allowance for trade receivables	– 應收貿易賬款的虧損撥備	(11,158)	16,709
– loss allowance for other receivables	– 其他應收款項的虧損撥備	–	50,000
		(11,158)	66,709

NOTES TO THE CONSOLIDATED FINANCIAL STATEMENTS (Continued)

合併財務報表附註(續)

For the year ended 31 December 2022 截至二零二二年十二月三十一日止年度

3. FINANCIAL RISK MANAGEMENT (Continued)

3.1 Financial risk factors (Continued)

(c) Liquidity risk

Prudent liquidity risk management includes maintaining sufficient cash and available credit facilities to meet obligations when they arise.

Management monitors the funding requirements of the Group and the availability of credit facilities in order to ensure the liquidity of the Group.

The table below analyses the Group's financial liabilities into relevant maturity groupings based on their contractual maturities for:

- (a) non-derivative financial liabilities, and
- (b) net and gross settled derivative financial instruments for which the contractual maturities are essential for an understanding of the timing of the cash flow.

The amounts disclosed in the table are the contractual undiscounted cash flows. Balances due within 12 months equal their carrying balances, as the impact of discounting is not significant.

3. 財務風險管理(續)

3.1 財務風險因素(續)

(c) 流動資金風險

審慎的流動資金風險管理包括保持充裕現金及可動用的信貸融資，以應付有關風險。

管理層監控本集團的資金需求及信貸融資的可用性，以確保本集團資金流動性。

下表根據合約到期日按相關到期組別分析本集團的金融負債：

- (a) 非衍生金融負債，及
- (b) 以淨額和總額結算的衍生金融工具，對於此類金融工具而言，合同期限對於了解現金流量時間很重要。

表中披露的金額為合約未貼現現金流量。由於有關貼現影響並不重大，故於十二個月內到期的結餘相當於其賬面結餘。

Contractual maturities of financial liabilities	金融負債合約到期日	Less than	Between	Between	Total
		1 year	1 and 2 years	2 and 5 years	contractual cash flows
		少於一年	一至兩年	二至五年	合約現金
		RMB'000	RMB'000	RMB'000	流量總額
		人民幣千元	人民幣千元	人民幣千元	人民幣千元
At 31 December 2022	於二零二二年十二月三十一日				
Non-derivatives	非衍生				
Borrowings	借貸	5,368,575	584,500	-	5,953,075
Interests payments on borrowings (i)	就借貸支付利息(i)	89,427	13,146	-	102,573
Lease liabilities	租賃負債	936	488	75	1,499
Trade and other payables (excluding non-financial liabilities)	應付貿易賬款及其他應付款項(不包括非金融負債)	2,539,781	17,100	65,130	2,622,011
Total non-derivatives	非衍生總計	7,998,719	615,234	65,205	8,679,158
Total	總計	7,998,719	615,234	65,205	8,679,158

NOTES TO THE CONSOLIDATED FINANCIAL STATEMENTS (Continued)
合併財務報表附註(續)

For the year ended 31 December 2022 截至二零二二年十二月三十一日止年度

3. FINANCIAL RISK MANAGEMENT (Continued)

3.1 Financial risk factors (Continued)

(c) Liquidity risk (Continued)

Contractual maturities of financial liabilities	金融負債合約到期日	Less than 1 year 少於一年 RMB'000 人民幣千元	Between 1 and 2 years 一至兩年 RMB'000 人民幣千元	Between 2 and 5 years 二至五年 RMB'000 人民幣千元	Total contractual cash flows 合約現金 流量總額 RMB'000 人民幣千元
At 31 December 2021	於二零二一年 十二月三十一日				
Non-derivatives	非衍生				
Borrowings	借貸	1,724,403	127,514	2,422,766	4,274,683
Interests payments on borrowings (i)	就借貸支付利息(i)	74,244	47,290	28,145	149,679
Lease liabilities	租賃負債	849	831	418	2,098
Trade and other payables (excluding non-financial liabilities)	應付貿易賬款及其他應付款項(不包括非金融負債)	2,432,523	-	82,230	2,514,753
Total non-derivatives	非衍生總計	4,232,019	175,635	2,533,559	6,941,213
Derivatives	衍生				
Gross settled (cross currency swaps)	總結算(交叉貨幣掉期)				
- (inflow)	-(流入)	(247,763)	(30,468)	(20,613)	(298,844)
- outflow	-流出	295,769	44,732	26,589	367,090
		48,006	14,264	5,976	68,246
Total	總計	4,280,025	189,899	2,539,535	7,009,459

(i) The interests on borrowings are calculated based on bank borrowings held as at 31 December 2022 and 2021 without taking into account of future issues. Floating-rate interests are estimated using current interest rate as at 31 December 2022 and 2021 respectively.

(i) 借貸利息根據於二零二二年及二零二一年十二月三十一日所持銀行借貸計算，而不計及日後事項。浮動利息分別按二零二二年及二零二一年十二月三十一日的現行利率估計。

NOTES TO THE CONSOLIDATED FINANCIAL STATEMENTS (Continued)

合併財務報表附註(續)

For the year ended 31 December 2022 截至二零二二年十二月三十一日止年度

3. FINANCIAL RISK MANAGEMENT (Continued)

3.2 Capital management

(a) Risk management

The Group's objectives when managing capital are to

- safeguard their ability to continue as a going concern, so that they can continue to provide returns for shareholders and benefits for other stakeholders, and
- maintain an optimal capital structure to reduce the cost of capital.

In order to maintain or adjust the capital structure, the Group may adjust the amount of dividends paid to shareholders, return capital to shareholders, issue new shares or sell assets to reduce debt.

The Group monitors capital on the basis of the gearing ratio. This ratio is equal to total debt divided by total assets at the end of the corresponding year.

Total debt includes current and non-current bank borrowings and non-current borrowings from third parties as at 31 December 2022.

The Group's strategy is to maintain the gearing ratio below 40% (2021: 40%). The gearing ratios at 31 December 2022 and 2021 were as follows:

		2022 二零二二年 RMB'000 人民幣千元	2021 二零二一年 RMB'000 人民幣千元
Total debt (Notes 26, 27)	債務總額(附註26、27)	6,026,693	4,296,992
Total assets	資產總值	26,388,624	21,510,806
Gearing ratio	資產負債比率	22.84%	19.98%

The increase in the gearing ratio of the Group was mainly due to the increase in borrowings in 2022.

3. 財務風險管理(續)

3.2 資本管理

(a) 風險管理

本集團的資本管理目標為

- 保障其按持續經營基準繼續營運的能力，因此彼等可繼續為股東帶來回報，同時兼顧其他權益持有人的利益，及
- 維持最佳資本結構以減低資金成本。

為維持或調整資本架構，本集團或會調整支付予股東的股息金額、向股東發還資本、發行新股或出售資產以減低債務。

本集團根據資產負債比率監察其資本。該比率相等於債務總額除以上各對應年度年結日資產總值。

於二零二二年十二月三十一日，債務總額包括即期及非即期銀行借貸以及來自第三方的非即期借貸。

本集團的策略為將資產負債比率維持於40%以下(二零二一年：40%)。於二零二二年及二零二一年十二月三十一日的資產負債比率如下：

本集團資產負債比率上漲主要由於於二零二二年借貸增加所致。

NOTES TO THE CONSOLIDATED FINANCIAL STATEMENTS (Continued) 合併財務報表附註(續)

For the year ended 31 December 2022 截至二零二二年十二月三十一日止年度

3. FINANCIAL RISK MANAGEMENT (Continued)

3.2 Capital management (Continued)

(a) Risk management (Continued)

(i) Loan covenants

The Group's certain bank borrowings are subject to the fulfilment of covenants relating to certain debt servicing financial indicators. The Group regularly monitors its compliance with these covenants. As at 31 December 2022, none of these covenants had been breached.

3.3 Fair value estimation

(a) Financial assets and liabilities

(i) Fair value hierarchy

This section explains the judgments and estimates made in determining the fair values of the financial instruments that are recognised and measured at fair value in the consolidated financial statements. To provide an indication about the reliability of the inputs used in determining fair value, the Group has classified its financial instruments into the three levels prescribed under the accounting standards. An explanation of each level follows underneath the table.

3. 財務風險管理(續)

3.2 資本管理(續)

(a) 風險管理(續)

(i) 貸款契諾

本集團的若干銀行借款須遵守與若干償債財務指標有關的契約條款。本集團定期對該等契約進行全面性的評估。於二零二二年十二月三十一日，本集團並無違反該等契約條款。

3.3 公平值估算

(a) 金融資產及負債

(i) 公平值層級

本節闡述釐定於合併財務報表中確認及按公平值計量的金融工具公平值所作出的判斷及估計。為得出有關釐定公平值所用輸入數據的可靠性指標，本集團已按會計準則規定將其金融工具分為三個等級。各等級於下表進行闡述。

Recurring fair value measurements	經常性公平值計量	Note 附註	Level 1	Level 2	Level 3	Total
			第1層級	第2層級	第3層級	總計
			RMB'000	RMB'000	RMB'000	RMB'000
			人民幣千元	人民幣千元	人民幣千元	人民幣千元
At 31 December 2022	於二零二二年 十二月三十一日					
Financial assets	金融資產					
Financial assets measured at FVPL	按公平值計入損益計量的金融資產					
– Equity investments	– 股權投資	17	-	-	10,000	10,000
Notes receivable measured at FVOCI	按公平值計入其他綜合收益計量的應收票據	21(f)	-	-	654,942	654,942
Total financial assets	金融資產總值		-	-	664,942	664,942

NOTES TO THE CONSOLIDATED FINANCIAL STATEMENTS (Continued)

合併財務報表附註(續)

For the year ended 31 December 2022 截至二零二二年十二月三十一日止年度

3. FINANCIAL RISK MANAGEMENT (Continued)

3.3 Fair value estimation (Continued)

(a) Financial assets and liabilities (Continued)

(i) Fair value hierarchy (Continued)

Recurring fair value measurements	經常性公平值計量	Note 附註	Level 1	Level 2	Level 3	Total
			第1層級	第2層級	第3層級	總計
			RMB'000 人民幣千元	RMB'000 人民幣千元	RMB'000 人民幣千元	RMB'000 人民幣千元
At 31 December 2021	於二零二一年 十二月三十一日					
Financial assets	金融資產					
Financial assets measured at FVPL	按公平值計入損益計量的金融資產					
- Equity investments	一 股 權 投 資	17	-	-	5,000	5,000
Notes receivable measured at FVOCI	按公平值計入其他綜合收益計量的應收票據	21(f)	-	-	728,596	728,596
Total financial assets	金融資產總值		-	-	733,596	733,596
Financial liabilities	金融負債					
Derivative financial instruments	衍生金融工具	18	-	-	116,454	116,454

The carrying value less impairment provision of trade and other receivables, cash and cash equivalents and short-term bank deposits approximated their fair values. The fair value of financial assets and liabilities for disclosure purposes is estimated by discounting the future contractual cash flows at the current market interest rate that is available to the Group for similar financial instruments.

貿易及其他應收款項、現金及現金等值物及短期銀行存款的賬面值減減值撥備與其公平值相若。作披露用途的金融資產和負債公平值乃透過按現行市場利率(適用於本集團相若金融工具)貼現未來合約現金流的方式進行估計。

3. 財務風險管理(續)

3.3 公平值估算(續)

(a) 金融資產及負債(續)

(i) 公平值層級(續)

NOTES TO THE CONSOLIDATED FINANCIAL STATEMENTS (Continued) 合併財務報表附註(續)

For the year ended 31 December 2022 截至二零二二年十二月三十一日止年度

3. FINANCIAL RISK MANAGEMENT (Continued)

3.3 Fair value estimation (Continued)

(a) Financial assets and liabilities (Continued)

(i) Fair value hierarchy (Continued)

The Group's policy is to recognise transfers into and transfers out of fair value hierarchy levels as at the end of the reporting period.

Level 1: The fair value of financial instruments traded in active markets (such as publicly traded derivatives, and equity securities) is based on quoted market prices at the end of the reporting period. The quoted market price used for financial assets held by the Group is the current bid price. These instruments are included in level 1.

Level 2: The fair value of financial instruments that are not traded in an active market (for example, over-the-counter derivatives) is determined using valuation techniques which maximise the use of observable market data and rely as little as possible on entity-specific estimates. If all significant inputs required to fair value an instrument are observable, the instrument is included in level 2.

Level 3: If one or more of the significant inputs is not based on observable market data, the instrument is included in level 3. This is the case for unlisted equity securities.

3. 財務風險管理(續)

3.3 公平值估算(續)

(a) 金融資產及負債(續)

(i) 公平值層級(續)

本集團政策旨在確認於報告期末公平值等級水平的轉入及轉出情況。

第一級：在活躍市場上買賣的金融工具(如公開買賣衍生工具及股本證券)的公平值乃按於報告期末的市場報價釐定。本集團所持有金融資產採用的市場報價為當時買盤價。該等工具計入第一級。

第二級：未在活躍市場上買賣的金融工具(例如場外衍生工具)的公平值採用估值技術釐定。該等估值技術盡量採用可觀察市場數據，並盡可能不倚賴實體特定估計。倘計算工具公平值所需的重大輸入數據均可觀察，則該工具計入第二級。

第三級：倘一項或多項重大輸入數據並非以可觀察市場數據為基礎，則該工具計入第三級。對於非上市股本證券而言便是如此。

NOTES TO THE CONSOLIDATED FINANCIAL STATEMENTS (Continued)

合併財務報表附註(續)

For the year ended 31 December 2022 截至二零二二年十二月三十一日止年度

3. FINANCIAL RISK MANAGEMENT (Continued)

3.3 Fair value estimation (Continued)

(a) Financial assets and liabilities (Continued)

(ii) Valuation techniques used to determine fair values

Specific valuation techniques used to value financial instruments include:

- for interest rate swaps – the present value of the estimated future cash flows based on observable yield curves
- for foreign currency forwards – present value of future cash flows based on forward exchange rates at the balance sheet date
- for foreign currency options – option pricing models (eg Black Scholes model), and
- for other financial instruments – discounted cash flow analysis.

All of the resulting fair value estimates are included in level 3.

3. 財務風險管理(續)

3.3 公平值估算(續)

(a) 金融資產及負債(續)

(ii) 釐定公平值所用估值方法

評估金融工具所用特定估值方法包括：

- 就利率掉期而言－基於可觀察收益曲線的估計未來現金流量的現值
- 就外匯遠期合同而言－於資產負債表日根據遠期匯率計算的未來現金流量現值
- 就外匯期權而言－期權定價模式(例如布萊克斯科爾斯模型)；及
- 就其他金融工具而言－貼現現金流量分析。

所有由此產生的公平值估算都包含在第三級。

NOTES TO THE CONSOLIDATED FINANCIAL STATEMENTS (Continued)
合併財務報表附註(續)

For the year ended 31 December 2022 截至二零二二年十二月三十一日止年度

3. FINANCIAL RISK MANAGEMENT (Continued)

3.3 Fair value estimation (Continued)

(a) Financial assets and liabilities (Continued)

(iii) Fair value measurements using significant unobservable inputs (level 3)

The following table presents the changes in level 3 items for the years ended 31 December 2022 and 31 December 2021:

3. 財務風險管理(續)

3.3 公平值估算(續)

(a) 金融資產及負債(續)

(iii) 採用重大不可觀察輸入數據(第三層級)的公平值計量

下表呈列截至二零二二年十二月三十一日及二零二一年十二月三十一日止年度第三層級項目的變動:

		Equity investments	Notes receivable measured at FVOCI 按公平值計入其他綜合收益計量的應收票據	Derivative financial instruments 衍生金融工具	Total 總計
		RMB'000 人民幣千元	RMB'000 人民幣千元	RMB'000 人民幣千元	RMB'000 人民幣千元
Opening balance as at 1 January 2021	於二零二一年一月一日的期初結餘	2,000	723,478	(82,149)	643,329
Acquisitions	收購	3,000	728,596	-	731,596
Disposals	出售	-	(723,478)	57,118	(666,360)
Losses recognised in other gains/(losses) – net*	於其他利得/(損失)確認的虧損-淨額*	-	-	(91,423)	(91,423)
Closing balance as at 31 December 2021	於二零二一年十二月三十一日的期末結餘	5,000	728,596	(116,454)	617,142
Acquisitions	收購	5,000	2,768,272	-	2,773,272
Disposals	出售	-	(2,841,926)	(6,995)	(2,848,921)
Losses recognised in other gains/(losses) – net*	於其他利得/(損失)確認的虧損-淨額*	-	-	123,449	123,449
Closing balance as at 31 December 2022	於二零二二年十二月三十一日的期末結餘	10,000	654,942	-	664,942
* includes unrealised gains/(losses) recognised in profit or loss attributable to balances held at the end of the reporting period	* 包括於報告期末持有的結餘應佔於損益中確認的未變現利得/(損失)				
2022	二零二二年	-	-	-	-
2021	二零二一年	-	-	(91,423)	(91,423)

NOTES TO THE CONSOLIDATED FINANCIAL STATEMENTS (Continued)

合併財務報表附註(續)

For the year ended 31 December 2022 截至二零二二年十二月三十一日止年度

3. FINANCIAL RISK MANAGEMENT (Continued)

3.3 Fair value estimation (Continued)

(a) Financial assets and liabilities (Continued)

(iii) Fair value measurements using significant unobservable inputs (level 3) (Continued)

Description	Fair value as at		Unobservable inputs	Relationship of Range of unobservable inputs to fair value
	31 December 2022	Valuation technique		
描述	於二零二二年十二月三十一日的公平值	估值技術	不可觀察輸入數據	不可觀察輸入數據與公平值的關係
	RMB'000			
	人民幣千元			
Notes receivable – bank acceptance notes	654,942	Discounted cash flow	Expected discount interest rates	2.10%–3.51% A change in the discount interest rate by 100 basis points would increase/decrease the fair value by approximately RMB1,616,000
應收票據—銀行承兌票據	654,942	貼現現金流量	預期貼現利率	2.10%–3.51% 貼現利率變動100個基點將令公平值增加/減少約人民幣1,616,000元

The Group's equity investments are mainly related to equity assets. These investments do not have any quoted market price in an active market. The fair value is determined using valuation technique, including discounted cash flow model and comparable market multiples. The main unobservable inputs are the risk-adjusted discount rate, earnings growth factor, price-earnings ratio, price-book ratio, volatility and lack of marketability discount, etc..

本集團的股權投資主要與股權資產有關。該等投資在活躍市場中並無任何市場報價。公平值使用估值技術(包括貼現現金流量模型及可比市場倍數)釐定。主要的不可觀察輸入數據為風險調整貼現率、盈利增長係數、市盈率、市賬率、波動及缺乏流通性貼現等。

3. 財務風險管理(續)

3.3 公平值估算(續)

(a) 金融資產及負債(續)

(iii) 採用重大不可觀察輸入數據(第三層級)的公平值計量(續)

NOTES TO THE CONSOLIDATED FINANCIAL STATEMENTS (Continued)
合併財務報表附註(續)

For the year ended 31 December 2022 截至二零二二年十二月三十一日止年度

3. FINANCIAL RISK MANAGEMENT (Continued)

3.3 Fair value estimation (Continued)

(a) Financial assets and liabilities (Continued)

(iii) Fair value measurements using significant unobservable inputs (level 3) (Continued)

Description	Fair value as at 31 December 2021 於二零二一年十二月三十一日的公平值 RMB'000 人民幣千元	Valuation technique	Unobservable inputs	Relationship of unobservable inputs to fair value	
				Range of inputs	Relationship of unobservable inputs to fair value
描述		估值技術	不可觀察輸入數據	輸入數據範圍	不可觀察輸入數據與公平值的關係
Notes receivable – bank acceptance notes	728,596	Discounted cash flow	Expected discount interest rates	2.41%-2.55%	A change in the discount interest rate by 100 basis points would increase/decrease the fair value by approximately RMB1,772,000
應收票據－銀行承兌票據	728,596	貼現現金流量	預期貼現利率	2.41%-2.55%	貼現利率變動100個基點將令公平值增加/減少約人民幣1,772,000元

3. 財務風險管理(續)

3.3 公平值估算(續)

(a) 金融資產及負債(續)

(iii) 採用重大不可觀察輸入數據(第三層級)的公平值計量(續)

NOTES TO THE CONSOLIDATED FINANCIAL STATEMENTS (Continued)

合併財務報表附註(續)

For the year ended 31 December 2022 截至二零二二年十二月三十一日止年度

4. CRITICAL ACCOUNTING ESTIMATES AND JUDGMENTS

The preparation of financial statements requires the use of accounting estimates which, by definition, will seldom equal the actual results. Management also needs to exercise judgment in applying the Group's accounting policies.

Estimates and judgments are continually evaluated and are based on historical experience and other factors, including expectations of future events that are believed to be reasonable under the circumstances.

The Group makes estimates and assumptions concerning the future. The resulting accounting estimates will, by definition, seldom equal the related actual results. The estimates and assumptions that have a significant risk of causing a material adjustment to the carrying amounts of assets and liabilities within the next financial year are described below.

4.1 Provision for impairment of trade and other receivables

The loss allowances for financial assets are based on assumptions about risk of default and expected loss rates. The Group uses judgments in making these assumptions and selecting the inputs to the impairment calculation, based on the Group's past history, existing market conditions as well as forward looking estimates at the end of each reporting period. Details of the key assumptions and inputs used are disclosed in Note 3.1(b).

4.2 Estimated impairment of property, plant and equipment

The Group reviews property, plant and equipment for impairment whenever events or changes in circumstances indicate that the carrying amount may not be recoverable. The recoverable amount of cash-generating unit has been determined based on the higher of value in use and fair value less costs to sell. Property, plant and equipment that suffered an impairment are reviewed for possible reversal of the impairment at each reporting date.

4. 重要會計估計及判斷

財務報表之編製需要使用會計估計，根據定義，該等會計估計很少會與實際結果相同。管理層亦需在應用本集團的會計政策時作出判斷。

對估計及判斷作出持續評估，並以過往經驗及其他因素作基礎，包括在目前情況下對未來事件的合理預測。

本集團對未來作出估計及假設。所得會計估計一如其定義甚少與相關的實際結果相同。以下所述的估計及假設有相當大風險會引致須於下一個財政年度對資產及負債的賬面值作出重大調整。

4.1 貿易及其他應收款項減值撥備

金融資產的虧損撥備基於對違約風險及預期虧損率的假設。本集團根據本集團的過往歷史、現有市場狀況以及各報告期末的前瞻性估計，使用判斷作出該等假設及選擇減值計算的輸入數據。所用的主要假設及輸入數據的詳情於附註3.1(b)披露。

4.2 物業、廠房及設備的估計減值

倘有事件或情況變動顯示賬面值可能不可收回時，本集團會檢討物業、廠房及設備的減值。現金產生單位的可收回金額已按使用價值與公平值減銷售成本的較高者釐定。已減值的物業、廠房及設備於各報告日期檢討是否可能撥回減值。

NOTES TO THE CONSOLIDATED FINANCIAL STATEMENTS (Continued) 合併財務報表附註(續)

For the year ended 31 December 2022 截至二零二二年十二月三十一日止年度

4. CRITICAL ACCOUNTING ESTIMATES AND JUDGMENTS (Continued)

4.2 Estimated impairment of property, plant and equipment (Continued)

Management judgment is required in the area of asset impairment particularly in assessing: (i) whether an event has occurred that may indicate that the related assets values may not be recoverable; (ii) whether the carrying value of an asset can be supported by the recoverable amount, being the higher of fair value less costs of disposal or net present value of future cash flows which are estimated based upon the continued use of the asset in the business; and (iii) the appropriate key assumptions to be applied in preparing cash flow projections including whether these cash flow projections are discounted using an appropriate rate. Changing the assumptions selected by management in assessing impairment, including the discount rates or the growth rate assumptions in the cash flow projections, could materially affect the net present value in the impairment test and as a result affect the Group's financial condition and results of operations. If there is a significant adverse change in the projected performance and resulting future cash flow projections, it may be necessary to take an impairment charge to the consolidated income statement. If there is an indication that an impairment loss may have decreased, the recoverable amount should not be more than what the depreciated historical cost would have been if the impairment had not been recognised.

4.3 Useful lives of plant and equipment

The Group's management determines the estimated useful lives and related depreciation charges for its plant and equipment. This estimate is based on the historical experience of the actual useful lives of plant and equipment of similar nature and functions. It could change significantly as a result of technical innovations and competitor actions in response to severe industry cycles. Management will increase the depreciation charge where useful lives are less than previously estimated, or it will write off or write down technically obsolete or non-strategic assets that have been abandoned or sold. For deferred government grants related to the acquisition of property, plant and equipment, the periodic credits to consolidated income statement will also be increased under the above mentioned circumstances when such grants are credited to the consolidated income statement over the assets' remaining useful lives.

4. 重要會計估計及判斷(續)

4.2 物業、廠房及設備的估計減值(續)

管理層須判斷資產減值範疇，尤其是評估：(i)是否已發生可能顯示有關資產價值或不可收回的事件；(ii)可收回金額（即公平值減處置成本或按於業務中持續使用資產估計的未來現金流量淨現值兩者中的較高者）能否支持該項資產的賬面值；及(iii)於編製現金流量預測中應用的適當主要假設，包括該等現金流量預測是否使用適當貼現率貼現。倘管理層用以評估減值的假設（包括現金流量預測中採用的貼現率或增長率假設）改變，則可能會對減值測試中的淨現值產生重大影響，因而影響本集團的財務狀況及經營業績。若預計表現及相應未來現金流量預測出現重大不利變動，則可能須在合併利潤表中扣除減值開支。倘有跡象顯示減值虧損可能已減少，則可收回金額不得超過假設並無確認減值的情況下已折舊歷史成本。

4.3 廠房及設備的可使用年期

本集團管理層會釐定其廠房及設備的估計可使用年期及相關折舊開支。該估計根據對相似性質及功能的廠房及設備的實際可使用年期的歷史經驗作出，並可因技術發展及競爭對手因應嚴峻的行業週期所作行動而有重大變化。倘可使用年期較之前所估計為短，則管理層將會提高折舊開支，或將已報廢或出售的技術過時或非策略資產撇銷或撇減。就與收購物業、廠房及設備有關的遞延政府補助而言，當有關補助按資產餘下使用年期撥入合併利潤表內時，合併利潤表的定期進賬在上述情況下亦將會增加。

NOTES TO THE CONSOLIDATED FINANCIAL STATEMENTS (Continued)

合併財務報表附註(續)

For the year ended 31 December 2022 截至二零二二年十二月三十一日止年度

4. CRITICAL ACCOUNTING ESTIMATES AND JUDGMENTS (Continued)

4.4 Net realisable value of inventories

Net realisable value of inventories is the estimated selling price in the ordinary course of business, less estimated costs of completion and selling expenses. These estimates are based on the current market condition and historical experience of manufacturing and selling products of a similar nature. It could change significantly as a result of changes in customer taste and competitor actions in response to industry cycles. Management reassesses the estimates at each reporting date.

4.5 PRC taxes

The Group is mainly subject to different taxes in the PRC. Significant judgment is required in determining the provision of income taxes. There are some transactions and calculations for which the ultimate tax determination is uncertain during the ordinary course of business. The Group recognises liabilities for anticipated tax audit issues based on estimates of whether additional taxes will be due. Where the final tax outcome of these matters is different from the amounts that are initially recorded, such differences will impact the tax and deferred tax provisions in the period in which such determination is made.

5. SEGMENT INFORMATION

The chief operating decision-maker has been identified as the executive directors of the Company. The executive directors review the Group's internal reporting in order to assess performance and allocate resources.

The executive directors examine the business performance of the Group according to the following product segments:

- Food additives segment: manufacturing and sales of food additives products, including MSG, starch sweeteners, glutamic acid, compound seasoning and corn oil;
- Animal nutrition segment: manufacturing and sales of animal nutrition products, including corn refined products, threonine and lysine;
- High-end amino acid segment: manufacturing and sales of high-end amino acid products;
- Colloid segment: manufacturing and sales of colloid products, including xanthan gum and gellan gum; and
- Other segment: manufacturing and sales of other products, including fertilisers, synthetic ammonia, pharmaceuticals and others.

The executive directors assess the performance of the business segment based on gross profit of the above five product segments.

4. 重要會計估計及判斷(續)

4.4 存貨的可變現淨值

存貨的可變現淨值乃於日常業務過程中作出的估計售價減估計完成成本及銷售開支。該等估計根據現時市況及製造及出售性質類似產品的過往經驗作出，可能因客戶需求變化及競爭對手因應行業週期所採取的行動而出現重大變動。管理層於各報告日重新評估有關估計。

4.5 中國稅項

本集團在中國主要須繳納不同稅項。於釐定所得稅撥備時，須作出重大判斷。於日常業務過程中，有眾多交易及計算的最終稅務釐定並不確定。本集團根據是否估計將有額外的稅項到期而確認所預計稅務審核事宜的責任。凡該等事宜的最終稅務結果有別於初始記錄的金額，該等差額將影響作出有關決定期間的稅項及遞延稅項撥備。

5. 分部資料

已確定主要經營決策者為本公司執行董事。執行董事審閱本集團的內部呈報過程，以評核表現及分配資源。

執行董事根據以下產品分部評估本集團的業務表現：

- 食品添加劑分部：製造及銷售食品添加劑產品，包括味精、澱粉甜味劑、谷氨酸、複合調味品及玉米油；
- 動物營養分部：製造及銷售動物營養產品，包括玉米提煉產品、蘇氨酸及賴氨酸；
- 高檔氨基酸分部：製造及銷售高檔氨基酸產品；
- 膠體分部：製造及銷售膠體產品，包括黃原膠及結冷膠；及
- 其他分部：製造及銷售其他產品，包括肥料、合成氨、藥品及其他。

執行董事基於上述五種產品分部毛利評估業務分部表現。

NOTES TO THE CONSOLIDATED FINANCIAL STATEMENTS (Continued) 合併財務報表附註(續)

For the year ended 31 December 2022 截至二零二二年十二月三十一日止年度

5. SEGMENT INFORMATION (Continued)

The revenue of the Group for the years ended 31 December 2022 and 2021 are set out as follows:

5. 分部資料(續)

本集團截至二零二二年及二零二一年十二月三十一日止年度的收入載列如下：

Products by segments	按分部劃分產品	2022 二零二二年 RMB'000 人民幣千元	2021 二零二一年 RMB'000 人民幣千元
Food additives	食品添加劑		
MSG	味精	10,780,277	8,515,656
Starch sweeteners	澱粉甜味劑	1,809,654	1,421,350
Glutamic acid	谷氨酸	631,381	366,378
Compound seasoning	複合調味品	77,605	82,150
Corn oil	玉米油	1,631	3,134
		13,300,548	10,388,668
Animal nutrition	動物營養		
Corn refined products	玉米提煉產品	5,104,056	3,577,678
Threonine	蘇氨酸	2,469,558	2,394,716
Lysine	賴氨酸	2,007,584	1,647,471
		9,581,198	7,619,865
High-end amino acid	高檔氨基酸		
High-end amino acid products	高檔氨基酸產品	1,201,208	1,415,394
Colloid	膠體		
Xanthan gum	黃原膠	2,169,489	968,753
Gellan gum	結冷膠	69,258	73,952
		2,238,747	1,042,705
Others	其他		
Fertilisers	肥料	860,947	647,122
Synthetic ammonia	合成氨	140,894	263,081
Pharmaceuticals	藥品	133,674	147,614
Others	其他	17,423	15,392
		1,152,938	1,073,209
		27,474,639	21,539,841

NOTES TO THE CONSOLIDATED FINANCIAL STATEMENTS (Continued)

合併財務報表附註(續)

For the year ended 31 December 2022 截至二零二二年十二月三十一日止年度

5. SEGMENT INFORMATION (Continued)

The segment information for the year ended 31 December 2022 is as follows:

		Food additives 食品添加劑 RMB'000 人民幣千元	Animal nutrition 動物營養 RMB'000 人民幣千元	High-end amino acid 高檔氨基酸 RMB'000 人民幣千元	Colloid 膠體 RMB'000 人民幣千元	Others 其他 RMB'000 人民幣千元	Group 本集團 RMB'000 人民幣千元
Revenue	收入	13,300,548	9,581,198	1,201,208	2,238,747	1,152,938	27,474,639
Cost of sales	銷售成本	(10,706,010)	(6,909,647)	(817,002)	(1,017,197)	(812,316)	(20,262,172)
Gross profit	毛利	2,594,538	2,671,551	384,206	1,221,550	340,622	7,212,467

The segment information for the year ended 31 December 2021 is as follows:

		Food additives 食品添加劑 RMB'000 人民幣千元	Animal nutrition 動物營養 RMB'000 人民幣千元	High-end amino acid 高檔氨基酸 RMB'000 人民幣千元	Colloid 膠體 RMB'000 人民幣千元	Others 其他 RMB'000 人民幣千元	Group 本集團 RMB'000 人民幣千元
Revenue	收入	10,388,668	7,619,865	1,415,394	1,042,705	1,073,209	21,539,841
Cost of sales	銷售成本	(8,963,864)	(6,250,813)	(827,526)	(701,589)	(890,773)	(17,634,565)
Gross profit	毛利	1,424,804	1,369,052	587,868	341,116	182,436	3,905,276

The Group's total non-current assets located in the PRC other than deferred income tax assets and derivative financial instruments amounted to RMB10,260,333,000 (2021: RMB10,089,890,000), and the total non-current assets located in Hong Kong and the U.S. other than deferred income tax assets and derivative financial instruments amounted to RMB233,916,000 (2021: RMB112,080,000).

5. 分部資料(續)

截至二零二二年十二月三十一日止年度的分部資料如下：

截至二零二一年十二月三十一日止年度的分部資料如下：

不計及遞延所得稅資產和衍生金融工具，本集團位於中國的非流動資產總值為人民幣10,260,333,000元(二零二一年：人民幣10,089,890,000元)。不計及遞延所得稅資產和衍生金融工具，位於香港及美國的非流動資產總值則為人民幣233,916,000元(二零二一年：人民幣112,080,000元)。

NOTES TO THE CONSOLIDATED FINANCIAL STATEMENTS (Continued)
合併財務報表附註(續)

For the year ended 31 December 2022 截至二零二二年十二月三十一日止年度

5. SEGMENT INFORMATION (Continued)
Disaggregation of revenue from contracts with customers

The Group derives revenue from the transfer of goods at a point in time in the following geographical regions:

5. 分部資料(續)
與客戶之間的合同產生的收入分拆

本集團在某個時間點在以下區域內通過轉讓商品獲得的收入：

2022	二零二二年	Sales of goods 銷售產品		Total 總計
		Overseas 海外	PRC 中國	
		RMB'000 人民幣千元	RMB'000 人民幣千元	RMB'000 人民幣千元
Revenue from external customers	來自外部客戶的收入	7,957,219	19,517,420	27,474,639
Timing of revenue recognition At a point in time	確認收入的時間 於某個時間點	7,957,219	19,517,420	27,474,639

2021	二零二一年	Sales of goods 銷售產品		Total 總計
		Overseas 海外	PRC 中國	
		RMB'000 人民幣千元	RMB'000 人民幣千元	RMB'000 人民幣千元
Revenue from external customers	來自外部客戶的收入	6,916,756	14,623,085	21,539,841
Timing of revenue recognition At a point in time	確認收入的時間 於某個時間點	6,916,756	14,623,085	21,539,841

Approximately 71% (2021: 68%) of the Group's revenue is generated from sales to customers in the PRC. The remaining 29% (2021: 32%) of the Group's revenue is generated from the sales to overseas including the Europe, Latin America, the U.S., North America, South Africa, the Middle East, Southeast Asia and Japan.

No customer contributes 10% or more to the Group's revenue for the years ended 31 December 2022 and 2021.

本集團約71% (二零二一年：68%) 的收入來自向中國客戶的銷售。本集團餘下29% (二零二一年：32%) 的收入來自向海外的銷售，包括歐洲、拉丁美洲、美國、北美、南美、中東、東南亞及日本。

於截至二零二二年及二零二一年十二月三十一日止年度，概無客戶佔本集團收入的10%或以上。

NOTES TO THE CONSOLIDATED FINANCIAL STATEMENTS (Continued)

合併財務報表附註(續)

For the year ended 31 December 2022 截至二零二二年十二月三十一日止年度

5. SEGMENT INFORMATION (Continued)

Liabilities related to contracts with customers

The Group has recognised the following liabilities related to contracts with customers:

		2022 二零二二年 RMB'000 人民幣千元	2021 二零二一年 RMB'000 人民幣千元
Contract liabilities – sales of goods	合同負債 – 銷售貨品	786,389	685,866

The increases in 2022 and 2021 were due to the increase in sales to customers.

In 2022 and 2021, all the contract liabilities at the beginning of respective periods were recognised as revenue.

5. 分部資料(續)

與客戶之間的合同有關的負債

本集團已確認以下與客戶合同有關的負債：

		2022 二零二二年 RMB'000 人民幣千元	2021 二零二一年 RMB'000 人民幣千元
Contract liabilities – sales of goods	合同負債 – 銷售貨品	786,389	685,866

二零二二年及二零二一年的增加是由於向客戶的銷售增加。

於二零二二年及二零二一年，於期初計入的所有合同負債已分別確認為收入。

6. OTHER INCOME

		2022 二零二二年 RMB'000 人民幣千元	2021 二零二一年 RMB'000 人民幣千元
Amortisation of deferred income (i) (Note 28)	攤銷遞延收益 (i) (附註28)	90,154	94,159
Government grants related to expenses (ii)	與開支有關的政府補助 (ii)	74,137	55,946
Sales of waste products and raw materials	銷售廢料產品及原材料	64,528	56,921
Others	其他	32,227	16,122
		261,046	223,148

(i) Government grants relating to the purchase of property, plant and equipment are included in non-current liabilities as deferred income and are credited to profit or loss on a straight-line basis over the expected lives of the related assets.

(ii) Government grants relating to expenses are recognised in the profit or loss over the period necessary to match them with the expenses that they are intended to compensate.

6. 其他收益

(i) 與購買物業、廠房及設備有關的政府補助將計入非流動負債，列作遞延收益，並於相關資產預期年期內以直線法計入損益。

(ii) 與開支有關的政府補助將予按配合擬補償的開支所需期間於損益內確認。

NOTES TO THE CONSOLIDATED FINANCIAL STATEMENTS (Continued)
合併財務報表附註(續)

For the year ended 31 December 2022 截至二零二二年十二月三十一日止年度

7. OTHER GAINS/(LOSSES) – NET

7. 其他利得／(損失)－淨額

		2022 二零二二年 RMB'000 人民幣千元	2021 二零二一年 RMB'000 人民幣千元
Loss on disposal of property, plant and equipment – net (Note 31(b))	出售物業、廠房及設備虧損－淨額(附註31(b))	(11,532)	(1,589)
Net foreign exchange gains/(losses) (Note 3.1)	淨匯兌利得／(損失) (附註3.1)	483,560	(48,856)
Investment gains/(losses) from cross currency and interest rate swaps (Note 18)	交叉貨幣與利率掉期產生的投資利得／(損失) (附註18)	123,449	(55,633)
Investment gains from foreign currency forwards	外匯遠期產生的投資收益	-	5,972
Impairment charge for an investment accounted for using equity method (Note 13)	採用權益法列賬的一項投資的減值支出(附註13)	(7,483)	-
Others	其他	20,307	(9,806)
		608,301	(109,912)

NOTES TO THE CONSOLIDATED FINANCIAL STATEMENTS (Continued)

合併財務報表附註(續)

For the year ended 31 December 2022 截至二零二二年十二月三十一日止年度

8. EXPENSES BY NATURE

8. 按性質劃分的開支

		2022 二零二二年 RMB'000 人民幣千元	2021 二零二一年 RMB'000 人民幣千元
Changes in inventories of finished goods and work-in-progress	製成品及在製品的存貨變動	(772,716)	(49,107)
Raw materials and consumables used*	已用原材料及耗材*	19,212,453	16,048,025
Employee benefit expenses (Note 9)*	僱員福利開支(附註9)*	1,436,502	1,121,013
Depreciation	折舊		
– property, plant and equipment (Note 14)*	– 物業、廠房及設備(附註14)*	1,131,467	1,218,002
– right-of-use assets (Note 15)	– 使用權資產(附註15)	21,170	19,752
Amortisation of intangible assets (Note 16)	無形資產攤銷(附註16)	6,724	7,103
Impairment charges for property, plant and equipment (Note 14)	物業、廠房及設備減值支出(附註14)	4,604	–
Transportation expenses	運輸開支	1,340,448	1,008,583
Utilities purchased	所購水電	96,873	80,814
Travelling and office expenses	差旅及辦公室開支	30,529	28,809
Provision for inventory write-down (Note 20)	存貨撇減撥備(附註20)	36,159	33,267
Auditors' remuneration	核數師酬金		
– Audit services	– 審核服務	4,666	4,255
– Non-audit services	– 非審核服務	1,540	2,793
Land use tax, real estate tax and other taxes and surcharges	土地使用稅、房產稅以及其他稅項及附加費	219,202	149,330
Advertisement fees	廣告費	10,578	13,492
Others	其他	324,199	319,880
Total cost of sales, selling and marketing expenses, administrative expenses and other operating expenses	銷售成本、銷售及市場推廣開支、行政開支及其他經營開支總計	23,104,398	20,006,011

* The Group incurred expenses amounting to a total of approximately RMB382,075,000 and RMB386,959,000 related to research and development of new products, and development of new manufacturing techniques, etc. for the years ended 31 December 2022 and 2021 respectively. All of these expenses are charged to "Administrative expenses", and mainly comprise material costs of RMB278,658,000 in "Raw materials and consumables used", remuneration paid to certain staff of RMB50,680,000 in "Employee benefit expenses" and depreciation of certain equipment of RMB14,956,000 in "Depreciation".

* 截至二零二二年及二零二一年十二月三十一日止年度，本集團產生的開支總額約為人民幣382,075,000元及人民幣386,959,000元，涉及新產品研發及新製造技術開發等。所有該等開支自「行政開支」扣除，主要包括「已用原材料及耗材」中的材料成本人民幣278,658,000元、「僱員福利開支」中支付給若干員工的酬金人民幣50,680,000元及「折舊」中若干設備的折舊人民幣14,956,000元。

NOTES TO THE CONSOLIDATED FINANCIAL STATEMENTS (Continued)
合併財務報表附註(續)

For the year ended 31 December 2022 截至二零二二年十二月三十一日止年度

9. EMPLOYEE BENEFIT EXPENSES INCLUDING DIRECTORS' EMOLUMENTS

9. 僱員福利開支(包括董事酬金)

		2022 二零二二年 RMB'000 人民幣千元	2021 二零二一年 RMB'000 人民幣千元
Staff costs (including directors' emoluments)	員工成本(包括董事酬金)		
– Wages, salaries and allowance	– 工資、薪金及津貼	1,332,479	1,056,144
– Pension costs – defined contribution plans (a)	– 退休金成本 – 定額供款計劃(a)	103,238	67,268
– Share options granted to directors and employees (Note 25)	– 授予董事及僱員的購股權(附註25)	785	(2,399)
		1,436,502	1,121,013

(a) Pension costs – defined contribution plans

The employees of the Group's subsidiaries established in the PRC participated in defined contribution retirement benefit plans organised by the relevant provincial governments under which the Group was required to make monthly contributions to these plans at the percentages of the employees' monthly salaries and wages, subject to certain ceilings. The employees of the Group's subsidiaries established in Hong Kong participate in MPF scheme as disclosed in Note 2.20.

During the Year, no forfeited contributions were utilised by the Group to reduce its contributions for the current year (2021: nil).

(a) 退休金成本 – 定額供款計劃

本集團於中國成立的附屬公司的僱員參與由有關省政府統籌的定額供款退休福利計劃，根據該計劃，本集團須按僱員每月薪金及工資的百分比向該等計劃作出每月供款，且有一定的上限。如附註2.20所披露，本集團於香港成立的附屬公司的僱員參與強積金計劃。

於本年度，本集團並無沒收供款可用於扣減其於本年度的供款(二零二一年：無)。

NOTES TO THE CONSOLIDATED FINANCIAL STATEMENTS (Continued)

合併財務報表附註(續)

For the year ended 31 December 2022 截至二零二二年十二月三十一日止年度

9. EMPLOYEE BENEFIT EXPENSES INCLUDING DIRECTORS' EMOLUMENTS

(Continued)

(b) Five highest paid individuals

The five individuals whose emoluments were the highest in the Group for the Year included two directors (2021: three) whose emoluments are reflected in the analysis shown in Note 36. The emoluments payable to the remaining three (2021: two) individuals during the year are as follows:

		2022 二零二二年 RMB'000 人民幣千元	2021 二零二一年 RMB'000 人民幣千元
Salaries and allowances	薪金及津貼	6,309	4,504
Pension costs – defined contribution plans	退休金成本 – 定額供款計劃	165	144
Share options granted	授予購股權	579	311
		7,053	4,959

For the Year, one of the five highest paid individuals received discretionary bonuses (2021: none) and for the years ended 31 December 2022 and 2021, no emoluments were paid by the Group to the five highest paid individuals as inducement to join or upon joining the Group or as compensation for loss of office.

The remunerations paid to the above non-director individuals for the years ended 31 December 2022 and 2021 fell within the following bands:

		Number of individuals 人數	
		2022 二零二二年	2021 二零二一年
Emolument bands (in HK dollar)	薪酬組別 (以港元列示)		
HKD1,000,001 – HKD1,500,000	1,000,001 港元至 1,500,000 港元	–	–
HKD1,500,001 – HKD2,000,000	1,500,001 港元至 2,000,000 港元	1	–
HKD2,000,001 – HKD2,500,000	2,000,001 港元至 2,500,000 港元	–	1
HKD2,500,001 – HKD3,000,000	2,500,001 港元至 3,000,000 港元	1	–
HKD3,000,001 – HKD3,500,000	3,000,001 港元至 3,500,000 港元	1	–
HKD3,500,001 – HKD4,000,000	3,500,001 港元至 4,000,000 港元	–	1
		3	2

9. 僱員福利開支(包括董事酬金)

(續)

(b) 五名最高薪人士

於本年度，本集團五名最高薪人士包括兩名董事(二零二一年：三名)，彼等的酬金已於附註36呈列的分析中反映。於年內應付其餘三名(二零二一年：兩名)人士的酬金如下：

本年度，五名最高薪人士中一人收取酌情花紅(二零二一年：無)，截至二零二二年及二零二一年十二月三十一日止年度，本集團無向五名最高薪人士支付任何酬金作為加入或在加入本集團時的獎勵或作為離職補償。

於截至二零二二年及二零二一年十二月三十一日止年度，向上述非董事人士支付的薪酬可劃分為以下組別：

NOTES TO THE CONSOLIDATED FINANCIAL STATEMENTS (Continued)
合併財務報表附註(續)

For the year ended 31 December 2022 截至二零二二年十二月三十一日止年度

10. FINANCE INCOME AND COSTS

10. 財務收入及成本

		2022 二零二二年 RMB'000 人民幣千元	2021 二零二一年 RMB'000 人民幣千元
<i>Finance income:</i>	<i>財務收入：</i>		
Interest income on bank deposits and bank balances	銀行存款及銀行結餘的利息收入		
– bank deposits and bank balances	– 銀行存款及銀行結餘	100,205	36,271
– financial assets at amortised cost	– 按攤餘成本列賬的金融資產	565	–
Net foreign exchange gains on financing activities (Note 3.1)	融資活動的匯兌收益淨額 (附註3.1)	–	82,276
		100,770	118,547
 <i>Finance costs:</i>	 <i>財務成本：</i>		
Interest expenses	利息開支		
– Bank borrowings	– 銀行借貸	(234,763)	(99,735)
– Other payables	– 其他應付款項	(3,670)	(3,487)
– USD bonds	– 美元債券	–	(69,440)
Interest charges paid for lease liabilities (Note 15)	與租賃負債有關的利息開支 (附註15)	(71)	(50)
Net foreign exchange losses on financing activities (Note 3.1)	融資活動的匯兌虧損淨額 (附註3.1)	(251,429)	–
		(489,933)	(172,712)
 Net finance costs	 財務成本淨額	(389,163)	(54,165)

NOTES TO THE CONSOLIDATED FINANCIAL STATEMENTS (Continued)

合併財務報表附註(續)

For the year ended 31 December 2022 截至二零二二年十二月三十一日止年度

11. TAXATION

(a) Income tax expense

		2022 二零二二年 RMB'000 人民幣千元	2021 二零二一年 RMB'000 人民幣千元
Current income tax	即期所得稅		
– PRC	– 中國		
– EIT	– 企業所得稅	586,613	181,859
– Withholding tax	– 預扣稅	264,500	47,700
– US EIT	– 美國企業所得稅	6,425	–
– Hong Kong profit tax	– 香港利得稅	1,041	–
Total current income tax	即期所得稅總額	858,579	229,559
Deferred income tax (Note 29)	遞延所得稅(附註29)	140,652	5,775
		999,231	235,334

The Company was incorporated in the Cayman Islands as an exempted company with limited liability under the Companies Law (Law 3 of 1961, as consolidated and revised) of the Cayman Islands and is exempted from payment of the Cayman Islands income tax.

The Group's subsidiaries in BVI are exempted from payment of the BVI income tax.

The Group's subsidiaries in Hong Kong are subject to profit tax at a rate of 8.25% (2021: 8.25%) on assessable profits up to HKD2,000,000; and 16.5% (2021: 16.5%) on any part of assessable profits over HKD2,000,000 for the Year.

11. 稅項

(a) 所得稅開支

本公司根據開曼群島公司法(一九六一年法例三,經綜合及修訂)在開曼群島註冊成立為獲豁免有限公司,並獲豁免繳交開曼群島所得稅。

本集團於英屬處女群島的附屬公司獲豁免繳交英屬處女群島所得稅。

於本年度,本集團的香港附屬公司須就最多2,000,000港元的應課稅溢利按稅率8.25%(二零二一年:8.25%)繳納利得稅,而超過2,000,000港元的應課稅溢利的任何部分則按稅率16.5%(二零二一年:16.5%)繳納利得稅。

NOTES TO THE CONSOLIDATED FINANCIAL STATEMENTS (Continued) 合併財務報表附註(續)

For the year ended 31 December 2022 截至二零二二年十二月三十一日止年度

11. TAXATION (Continued)

(a) Income tax expense (Continued)

The Group's subsidiaries in the PRC are subject to PRC EIT which is calculated based on the applicable tax rate of 25% (2021: 25%) on the assessable profits of the subsidiaries in accordance with PRC tax laws and regulations except for those as discussed below:

Seven subsidiaries of the Group including Hulunbeier Fufeng, Shandong Fufeng, Shenhua Pharmaceutical, Baoji Fufeng, IM Fufeng, Xinjiang Fufeng and Longjiang Fufeng have obtained the approvals to become a new and high-technology enterprise and are entitled to a preferential income tax rate of 15% (2021: 15%). The qualification of new and high-technology enterprises is subject to renewal for each three years interval.

According to the Ministry of Finance Announcement No. 23, 2020, "The notice on extending enterprise income tax policies of the western region development strategy issued by the Ministry of Finance, the State Administration of Taxation and the National Development and Reform Commission" (財政部公告2020年第23號"財政部、稅務總局、國家發展改革委關於延續西部大開發企業所得稅政策的公告") taking effect from 1 January 2021, companies set up in the western region and falling into certain encouraged industry catalogue promulgated by the PRC government will be entitled to a preferential tax rate of 15%. Four subsidiaries of the Group including Hulunbeier Fufeng, Baoji Fufeng, IM Fufeng and Xinjiang Fufeng, are set up in the western development region and fall into the encouraged industry catalogue, and therefore they are entitled to the aforesaid preferential tax rate of 15% (2021: 15%).

The Group's subsidiaries in the United States is subject to state income tax at a rate of approximately 8.84% and 9.5% (2021: 8.84% and 9.5%) and federal income tax at a rate of approximately 21% (2021: 21%) on the estimated assessable profit for the Year.

The Group's subsidiary in Singapore is subject to income tax at a rate of 17% (2021: 17%) for the Year.

11. 稅項(續)

(a) 所得稅開支(續)

本集團的中國附屬公司須繳納中國企業所得稅，該稅項根據中國稅務法例及法規按附屬公司應課稅溢利以適用稅率25%（二零二一年：25%）計算，下文所討論者除外：

本集團的七間附屬公司呼倫貝爾阜豐、山東阜豐、神華藥業、寶雞阜豐、內蒙古阜豐、新疆阜豐及龍江阜豐獲准成為高新技術企業，並享有15%（二零二一年：15%）的優惠所得稅率。高新技術企業資格須每隔三年予以重續。

根據財政部、稅務總局及國家發展改革委聯合發佈自二零二一年一月一日起施行的財政部公告二零二零年第23號「關於延續西部大開發企業所得稅政策的公告」，於西部地區成立並屬中國政府頒佈的若干鼓勵類產業目錄的公司將有權享有15%優惠稅率。本集團的四家附屬公司，即呼倫貝爾阜豐、寶雞阜豐、內蒙古阜豐及新疆阜豐於西部開發區成立並屬於鼓勵類行業目錄，故有權享有上述15%優惠稅率（二零二一年：15%）。

於本年度，本集團的美國附屬公司須就估計應課稅溢利按稅率約8.84%和9.5%（二零二一年：8.84%和9.5%）繳納州所得稅及按稅率約21%（二零二一年：21%）繳納聯邦所得稅。

於本年度，本集團的新加坡附屬公司須按稅率17%（二零二一年：17%）繳納所得稅。

NOTES TO THE CONSOLIDATED FINANCIAL STATEMENTS (Continued)

合併財務報表附註(續)

For the year ended 31 December 2022 截至二零二二年十二月三十一日止年度

11. TAXATION (Continued)

(b) Numerical reconciliation of income tax expense to prima facie tax payable

		2022 二零二二年 RMB'000 人民幣千元	2021 二零二一年 RMB'000 人民幣千元
Profit before income tax	除所得稅前溢利	4,860,309	1,515,974
Tax calculated at domestic tax rates applicable to profits in the respective jurisdictions	按各司法權區溢利適用的國內稅率計算的稅項	1,275,163	416,564
Preferential tax of certain subsidiaries	若干附屬公司的優惠稅項	(506,528)	(160,613)
Lump-sum deduction of qualified asset additions of new and high-technology enterprise	一次性扣除高新技術企業合資格資產添置	(61,757)	-
Research and development tax credit	研發稅項抵免	(36,298)	(28,017)
Unrecognised tax losses	未確認稅項虧損	393	710
Withholding tax on dividends from PRC subsidiaries	中國附屬公司股息的預扣稅	339,500	37,700
Previously unrecognised tax losses now recouped to reduce current tax expense	先前未確認稅項虧損現彌補以減少即期稅項開支	(12,509)	(32,375)
Expenses not deductible for tax purposes	不可扣稅開支	1,437	1,593
Income not subject to tax	毋須課稅收入	(170)	(228)
		999,231	235,334

12. EARNINGS PER SHARE

(a) Basic earnings per share

Basic earnings per share is calculated by dividing the profit attributable to the Shareholders by the weighted average number of ordinary shares in issue during the year.

11. 稅項(續)

(b) 所得稅開支與初步應付稅額的數值對賬

12. 每股盈利

(a) 每股基本盈利

每股基本盈利乃按股東應佔溢利除以年內已發行普通股的加權平均數。

		2022 二零二二年 RMB cents 人民幣分	2021 二零二一年 RMB cents 人民幣分
Basic earnings per share attributable to the Shareholders	股東應佔每股基本盈利	152.34	50.55

NOTES TO THE CONSOLIDATED FINANCIAL STATEMENTS (Continued)
合併財務報表附註(續)

For the year ended 31 December 2022 截至二零二二年十二月三十一日止年度

12. EARNINGS PER SHARE (Continued)

(b) Diluted earnings per share

Diluted earnings per share adjusts the figures used in the determination of basic earnings per share to take into account:

- the after income tax effect of interest and other financing costs associated with dilutive potential ordinary shares, and
- the weighted average number of additional ordinary shares that would have been outstanding assuming the conversion of all dilutive potential ordinary shares.

12. 每股盈利(續)

(b) 每股攤薄盈利

每股攤薄盈利對用於釐定每股基本盈利的數據進行調整，以計及：

- 與具攤薄性的潛在普通股相關的利息及其他融資成本的除所得稅後影響，及
- 假設兌換全部具攤薄性的潛在普通股後將發行在外的額外普通股的加權平均數。

	2022 二零二二年 RMB cents 人民幣分	2021 二零二一年 RMB cents 人民幣分
Diluted earnings per share attributable to the Shareholders 股東應佔每股攤薄盈利	152.30	50.55

(c) Reconciliations of earnings used in calculating earnings per share

(c) 用於計算每股盈利所用盈利之對賬

	2022 二零二二年 RMB'000 人民幣千元	2021 二零二一年 RMB'000 人民幣千元
<i>Basic earnings per share</i> Profit attributable to the Shareholders used in calculating basic earnings per share 每股基本盈利 計算每股基本盈利所用之 股東應佔溢利	3,861,078	1,280,640
<i>Diluted earnings per share</i> Profit attributable to the Shareholders used in calculating diluted earnings per share 每股攤薄盈利 計算每股攤薄盈利所用之 股東應佔溢利	3,861,078	1,280,640

NOTES TO THE CONSOLIDATED FINANCIAL STATEMENTS (Continued)

合併財務報表附註(續)

For the year ended 31 December 2022 截至二零二二年十二月三十一日止年度

12. EARNINGS PER SHARE (Continued)

(d) Weighted average number of shares used as the denominator

		2022 二零二二年	2021 二零二一年
Weighted average number of ordinary shares used as the denominator in calculating basic earnings per share (thousands)	於計算每股基本盈利時用作分母的普通股加權平均數(千股)	2,534,590	2,533,639
Adjustments for calculation of diluted earnings per share:	就每股攤薄盈利計算作出調整：		
– Assumed exercise of share options (thousands)	– 假設行使購股權(千股)	621	12
Weighted average number of ordinary shares and potential ordinary shares used as the denominator in calculating diluted earnings per share (thousands)	於計算每股攤薄盈利時用作分母的普通股及潛在普通股加權平均數(千股)	2,535,211	2,533,651

12. 每股盈利(續)

(d) 用作分母的股份加權平均數

(e) Information concerning the classification of securities

The Company has one category of dilutive potential ordinary shares: share options. For the share options, a calculation is done to determine the number of shares that could have been acquired at fair value (determined as the average annual market share price of the Company's shares) based on the monetary value of the subscription rights attached to outstanding share options. The number of shares calculated as above is compared with the number of shares that would have been issued assuming the exercise of the share options.

The 2,000,000 outstanding share options issued in July 2022 (2021: 2,300,000 outstanding share options issued in November 2016 and December 2016) are not included in the calculation of diluted earnings per share because the average market price of ordinary shares for the Year did not exceed the exercise prices of each tranche of the share options, hence the share options are antidilutive for the Year. These options could potentially dilute basic earnings per share in the future.

(e) 有關證券分類的資料

本公司有一類潛在攤薄普通股：購股權。就購股權而言，根據發行在外的購股權所附認購權的貨幣價值計算，以確定本公司可能按公平值（按本公司股份的平均年度市場股價確定）獲得的股份數目。上文計算的股份數目將與假設行使購股權時原應發行的股份數目作比較。

由於本年度普通股的平均市價並未超過各批次購股權的行使價，故於二零二二年七月發行的2,000,000份尚未行使購股權（二零二一年：二零一六年十一月及二零一六年十二月發行的2,300,000份尚未行使購股權）於計算每股攤薄盈利時未計算在內，因此購股權於本年度具有反攤薄效應。該等購股權日後可能會攤薄每股基本盈利。

NOTES TO THE CONSOLIDATED FINANCIAL STATEMENTS (Continued) 合併財務報表附註(續)

For the year ended 31 December 2022 截至二零二二年十二月三十一日止年度

13. INVESTMENTS ACCOUNTED FOR USING THE EQUITY METHOD

Investment in associates

The carrying amount of equity-accounted investments has changed as follows for the year ended 31 December 2022 and 31 December 2021:

		2022 二零二二年 RMB'000 人民幣千元	2021 二零二一年 RMB'000 人民幣千元
Beginning of the year	年初	9,090	18,818
Additions	添置	-	490
Loss for the year	年內虧損	(1,274)	(10,218)
Impairment charge (a)	減值支出 (a)	(7,483)	-
Dividend received	已收利息	(139)	-
End of the year	年末	194	9,090

Set out below are the associates of the Group as at 31 December 2022.

下文載列本集團於二零二二年十二月三十一日的聯營公司。

Name of entity 實體名稱	Place of business/country of incorporation 營業地點/ 註冊成立國家	% of ownership interest 擁有權權益百分比	Nature of the relationship 關係性質	Measurement method 計量方法
Jilin COFCO (a) 吉林中糧(a)	PRC 中國	30	Note 1 附註1	Equity 權益
Ruixin 瑞信	PRC 中國	49	Note 2 附註2	Equity 權益

Note 1 Jilin COFCO manufactures products and provides services relating to bio-based plastics. It is a strategic business partner for the Group, providing access to the market of new products. The associate has paid-in capital of RMB100,000,000, of which 30% are held by the Group.

附註1 吉林中糧製造生物基塑料產品及提供相關服務。其為本集團藉以向市場提供新產品的戰略業務夥伴。該聯營公司的實繳股本為人民幣100,000,000元，其中本集團持有30%。

Note 2 Ruixin provides services relating agricultural professional and ancillary activities. The associate has paid-in capital of RMB1,000,000, of which 49% are held by the Group.

附註2 瑞信提供與農業專業及輔助活動相關的服務。該聯營公司實繳資本為人民幣1,000,000元，其中本集團持有49%。

NOTES TO THE CONSOLIDATED FINANCIAL STATEMENTS (Continued)

合併財務報表附註(續)

For the year ended 31 December 2022 截至二零二二年十二月三十一日止年度

13. INVESTMENTS ACCOUNTED FOR USING THE EQUITY METHOD (Continued)

Investment in associates (Continued)

- (a) As at 31 December 2022, an impairment loss of RMB7,483,000 was recognised for the investment in Jilin COFCO, reducing the carrying amount of the investment to recoverable amount based on value-in-use calculations (2021: nil).

The associates are private companies and there is no quoted market price available for their shares. There are no commitments or contingent liabilities relating to the Group's interest in the associates.

Summarised financial information of associates

Jilin COFCO

Set out below are the summarised financial information for Jilin COFCO as at and for the years ended 31 December 2022 and 2021 which were accounted for using the equity method.

		Jilin COFCO 吉林中糧	
		2022 二零二二年 RMB'000 人民幣千元	2021 二零二一年 RMB'000 人民幣千元
Total assets	資產總值	276,785	335,936
Total liabilities	負債總額	269,617	307,617
Net assets	資產淨值	7,168	28,319
Revenue	收益	116,871	161,605
Net loss and total comprehensive loss	虧損淨額及綜合虧損總額	(18,305)	(34,569)

Ruixin

Set out below are the summarised financial information for Ruixin as at and for the years ended 31 December 2022 and 2021 which were accounted for using the equity method.

		Ruixin 瑞信	
		2022 二零二二年 RMB'000 人民幣千元	2021 二零二一年 RMB'000 人民幣千元
Total assets	資產總值	15,253	12,256
Total liabilities	負債總額	14,856	10,943
Net assets	資產淨值	397	1,313
Revenue	收益	15,640	11,895
Net (loss)/profit and total comprehensive (loss)/income	淨(虧損)/利潤及綜合(虧損)/收益總額	(635)	313

13. 採用權益法入賬的投資(續)

於聯營公司的投資(續)

- (a) 於二零二二年十二月三十一日，就於吉林中糧的投資確認減值虧損人民幣7,483,000元，將投資賬面值降低至按使用價值計算的可收回金額(二零二一年：無)。

該等聯營公司為私人公司，其股份並無可用市場報價。概無與本集團於聯營公司的承諾或權益有關的或然負債。

聯營公司的財務資料概要

吉林中糧

下文載列吉林中糧於二零二二年及二零二一年十二月三十一日及截至該日止年度的採用權益法入賬的財務資料概要。

瑞信

下文載列瑞信於二零二二年及二零二一年十二月三十一日及截至該日止年度的採用權益法入賬的財務資料概要。

NOTES TO THE CONSOLIDATED FINANCIAL STATEMENTS (Continued)
合併財務報表附註(續)

For the year ended 31 December 2022 截至二零二二年十二月三十一日止年度

14. PROPERTY, PLANT AND EQUIPMENT

14. 物業、廠房及設備

		2022 二零二二年					
		Plant and building 廠房及大樓	Machinery 機器	Furniture and fixtures 傢私及裝置	Vehicles 汽車	Construction in progress 在建工程	Total 總計
		RMB'000 人民幣千元	RMB'000 人民幣千元	RMB'000 人民幣千元	RMB'000 人民幣千元	RMB'000 人民幣千元	RMB'000 人民幣千元
Cost	成本						
At 1 January 2022	於二零二二年一月一日	5,208,697	12,704,617	348,259	104,901	490,471	18,856,945
Additions	添置	100,260	38,032	25,167	13,459	1,208,346	1,385,264
Transfer upon completion	於完成時轉移	89,018	747,683	-	-	(836,701)	-
Transfer to right-of-use assets (Note 15)	轉移至使用權資產 (附註 15)	-	-	-	-	(59,028)	(59,028)
Disposals	出售	(12,067)	(123,191)	(108)	(1,745)	-	(137,111)
At 31 December 2022	於二零二二年 十二月三十一日	5,385,908	13,367,141	373,318	116,615	803,088	20,046,070
Accumulated depreciation	累計折舊						
At 1 January 2022	於二零二二年一月一日	(1,855,989)	(7,290,030)	(219,149)	(78,089)	-	(9,443,257)
Charge for the year (Note 8)	年內開支(附註 8)	(232,697)	(863,888)	(23,986)	(10,896)	-	(1,131,467)
Disposals	出售	5,237	78,929	95	1,038	-	85,299
At 31 December 2022	於二零二二年十二月 三十一日	(2,083,449)	(8,074,989)	(243,040)	(87,947)	-	(10,489,425)
Provision for impairment loss	減值虧損撥備						
At 1 January 2022	於二零二二年一月一日	(40,495)	(87,428)	(194)	(704)	-	(128,821)
Additions (Note 8)	添置(附註 8)	-	(4,604)	-	-	-	(4,604)
Disposals	出售	-	32,244	-	-	-	32,244
At 31 December 2022	於二零二二年 十二月三十一日	(40,495)	(59,788)	(194)	(704)	-	(101,181)
Net book value	賬面淨值						
At 31 December 2022	於二零二二年 十二月三十一日	3,261,964	5,232,364	130,084	27,964	803,088	9,455,464

NOTES TO THE CONSOLIDATED FINANCIAL STATEMENTS (Continued)

合併財務報表附註(續)

For the year ended 31 December 2022 截至二零二二年十二月三十一日止年度

14. PROPERTY, PLANT AND EQUIPMENT

(Continued)

14. 物業、廠房及設備(續)

		2021 二零二一年					Total
		Plant and building	Machinery	Furniture and fixtures	Vehicles	Construction in progress	Total
		廠房及大樓	機器	傢私及裝置	汽車	在建工程	總計
		RMB'000	RMB'000	RMB'000	RMB'000	RMB'000	RMB'000
		人民幣千元	人民幣千元	人民幣千元	人民幣千元	人民幣千元	人民幣千元
Cost	成本						
At 1 January 2021	於二零二一年一月一日	5,153,990	12,309,818	310,393	101,845	235,475	18,111,521
Additions	添置	3,098	81,762	39,402	4,061	673,584	801,907
Transfer upon completion	於完成時轉移	51,749	321,364	-	-	(373,113)	-
Transfer to right-of-use assets (Note 15)	轉移至使用權資產 (附註15)	-	-	-	-	(45,475)	(45,475)
Disposals	出售	(140)	(8,327)	(1,536)	(1,005)	-	(11,008)
At 31 December 2021	於二零二一年十二月三十一日	5,208,697	12,704,617	348,259	104,901	490,471	18,856,945
Accumulated depreciation	累計折舊						
At 1 January 2021	於二零二一年一月一日	(1,634,607)	(6,332,830)	(198,148)	(68,300)	-	(8,233,885)
Charge for the year (Note 8)	年內開支(附註8)	(221,447)	(963,562)	(22,383)	(10,610)	-	(1,218,002)
Disposals	出售	65	6,362	1,382	821	-	8,630
At 31 December 2021	於二零二一年十二月三十一日	(1,855,989)	(7,290,030)	(219,149)	(78,089)	-	(9,443,257)
Provision for impairment loss	減值虧損撥備						
At 1 January 2021 and 31 December 2021	於二零二一年一月一日及 二零二一年十二月三十一日	(40,495)	(87,428)	(194)	(704)	-	(128,821)
Net book value	賬面淨值						
At 31 December 2021	於二零二一年十二月三十一日	3,312,213	5,327,159	128,916	26,108	490,471	9,284,867

NOTES TO THE CONSOLIDATED FINANCIAL STATEMENTS (Continued)
合併財務報表附註(續)

For the year ended 31 December 2022 截至二零二二年十二月三十一日止年度

14. PROPERTY, PLANT AND EQUIPMENT

(Continued)

- (a) As at 31 December 2022, no plant and machinery was pledged as security for the Group's borrowings (2021: nil).
- (b) Depreciation expense included in the consolidated income statement is as follows:

		2022 二零二二年 RMB'000 人民幣千元	2021 二零二一年 RMB'000 人民幣千元
Cost of sales	銷售成本	985,657	1,047,071
Administrative expenses	行政開支	145,810	170,931
		1,131,467	1,218,002

- (c) As at 31 December 2022, plant and buildings of the Group with a total net book value of RMB233,771,000 were without real estate titles and the Group is in the process to secure the relevant real estate certificates (2021: RMB188,125,000).

14. 物業、廠房及設備(續)

- (a) 於二零二二年十二月三十一日，並無抵押任何廠房及設備作為本集團借貸的抵押品(二零二一年：無)。
- (b) 計入合併利潤表的折舊開支如下：

- (c) 於二零二二年十二月三十一日，本集團賬面淨值總額人民幣233,771,000元(二零二一年：人民幣188,125,000元)的廠房及大樓並無擁有房地產權，而本集團正作出擔保以獲取相關房地產權證。

NOTES TO THE CONSOLIDATED FINANCIAL STATEMENTS (Continued)

合併財務報表附註(續)

For the year ended 31 December 2022 截至二零二二年十二月三十一日止年度

15. LEASES

This note provides information for leases where the Group is a lessee.

(i) Amounts recognised in the consolidated balance sheet

The balance sheet shows the following amounts relating to leases:

		2022 二零二二年 RMB'000 人民幣千元	2021 二零二一年 RMB'000 人民幣千元
Right-of-use assets	使用權資產		
Leasehold land-use rights (a)	租賃土地使用權(a)	831,361	792,799
Buildings	樓宇	1,262	1,935
Equipment	設備	124	27
		832,747	794,761
Lease liabilities	租賃負債		
Current	流動	890	774
Non-current	非流動	514	1,203
		1,404	1,977

Additions to the right-of-use assets during the Year were RMB59,156,000 (2021: RMB47,735,000).

15. 租賃

倘本集團為承租人，則本附註就租賃提供資料。

(i) 確認於合併資產負債表的金額

資產負債表顯示以下與租賃有關的金額：

於本年度的使用權資產添置為人民幣59,156,000元(二零二一年：人民幣47,735,000元)。

NOTES TO THE CONSOLIDATED FINANCIAL STATEMENTS (Continued) 合併財務報表附註(續)

For the year ended 31 December 2022 截至二零二二年十二月三十一日止年度

15. LEASES (Continued)

(i) Amounts recognised in the consolidated balance sheet (Continued)

(a) Leasehold land-use rights

Leasehold land-use rights represent prepaid operating lease payments for the leasehold land (with lease terms of 40 to 70 years) located in Shandong Province, Shaanxi Province, Heilongjiang Province, Inner Mongolia Autonomous Region, Xinjiang Uygur Autonomous Region, Jiangsu Province and Beijing in the PRC. Their net book values are analysed as follows:

		2022 二零二二年 RMB'000 人民幣千元	2021 二零二一年 RMB'000 人民幣千元
Cost	成本		
At beginning of the year	年初	924,841	879,366
Transfer from property, plant and equipment (Note 14)	自物業、廠房及設備轉移 (附註14)	59,028	45,475
At end of the year	年末	983,869	924,841
Depreciation	折舊		
At beginning of the year	年初	(132,042)	(113,136)
Charge for the year (ii)	年內開支(ii)	(20,466)	(18,906)
At end of the year	年末	(152,508)	(132,042)
Net book value	賬面淨值		
At end of the year	年末	831,361	792,799

As at 31 December 2022, there was no leasehold land pledged as security for the Group's borrowings (2021: nil).

Depreciation expense is recorded in "Administrative expenses" in the consolidated income statement.

As at 31 December 2022, the Group was still in the process of applying for the ownership certificates for various parcels of leasehold land with a total carrying amount of RMB105,856,000 (2021: RMB108,837,000).

15. 租賃(續)

(i) 確認於合併資產負債表的金額(續)

(a) 租賃土地使用權

租賃土地使用權指就本集團位於中國山東省、陝西省、黑龍江省、內蒙古自治區、新疆維吾爾自治區、江蘇省及北京的租賃土地(租期為40至70年)所預付的經營租賃款項。其賬面淨值分析如下：

於二零二二年十二月三十一日，本集團並無抵押租賃土地作為獲取借款的抵押品(二零二一年：無)。

折舊開支於合併利潤表中入賬為「行政開支」。

於二零二二年十二月三十一日，本集團仍就總賬面值為人民幣105,856,000元(二零二一年：人民幣108,837,000元)的多幅租賃土地申請擁有權證。

NOTES TO THE CONSOLIDATED FINANCIAL STATEMENTS (Continued)

合併財務報表附註(續)

For the year ended 31 December 2022 截至二零二二年十二月三十一日止年度

15. LEASES (Continued)

(ii) Amounts recognised in the consolidated income statement

The consolidated income statement shows the following amounts relating to leases:

		2022 二零二二年 RMB'000 人民幣千元	2021 二零二一年 RMB'000 人民幣千元
Depreciation charge of right-of-use assets	使用權資產折舊支出		
Leasehold land-use rights	租賃土地使用權	20,466	18,906
Buildings	樓宇	673	820
Equipment	設備	31	26
		21,170	19,752
Interest expense (included in finance costs)	利息開支(包括財務成本)		
Expense relating to short-term leases (included in administrative expenses)	與短期租賃有關的開支(包括行政開支)	71	50
		12,132	9,796

The total cash outflow for leases in 2022 was RMB12,904,000 (2021: RMB10,498,000).

(iii) The Group's leasing activities and how these are accounted for

The Group leases various offices, warehouses and equipment. Rental contracts are typically made for fixed periods of 1 to 3 years.

Lease terms are negotiated on an individual basis and contain a wide range of different terms and conditions. The lease agreements do not impose any covenants. Leased assets may not be used as security for borrowing purposes.

15. 租賃(續)

(ii) 確認於合併利潤表的金額

合併利潤表顯示以下與租賃有關的金額：

		2022 二零二二年 RMB'000 人民幣千元	2021 二零二一年 RMB'000 人民幣千元
Depreciation charge of right-of-use assets	使用權資產折舊支出		
Leasehold land-use rights	租賃土地使用權	20,466	18,906
Buildings	樓宇	673	820
Equipment	設備	31	26
		21,170	19,752
Interest expense (included in finance costs)	利息開支(包括財務成本)		
Expense relating to short-term leases (included in administrative expenses)	與短期租賃有關的開支(包括行政開支)	71	50
		12,132	9,796

於二零二二年租賃現金流出總額為人民幣12,904,000元(二零二一年：人民幣10,498,000元)。

(iii) 本集團租賃活動及該等租賃如何入賬

本集團租賃眾多辦公室、倉庫及設備。租賃合約通常為一至三年的固定期限。

租期可根據個別基準磋商，其中包括各種不同條款及條件。租賃協議並不施加任何約定。租賃資產不得用作借款的抵押品。

NOTES TO THE CONSOLIDATED FINANCIAL STATEMENTS (Continued)

合併財務報表附註(續)

For the year ended 31 December 2022 截至二零二二年十二月三十一日止年度

16. INTANGIBLE ASSETS

16. 無形資產

		Patents	Computer software	Total
		專利	電腦軟件	總計
		RMB'000	RMB'000	RMB'000
		人民幣千元	人民幣千元	人民幣千元
At 1 January 2021	於二零二一年一月一日			
Cost	成本	25,672	62,961	88,633
Accumulated amortisation	累計攤銷	(1,008)	(18,878)	(19,886)
Accumulated impairment	累計減值	(17,996)	-	(17,996)
Net book amount	賬面淨值	6,668	44,083	50,751
Year ended 31 December 2021	截至二零二一年十二月三十一日止年度			
Opening net book amount	年初賬面淨值	6,668	44,083	50,751
Additions	添置	1,325	3,350	4,675
Amortisation (Note 8)	攤銷(附註8)	(975)	(6,128)	(7,103)
Closing net book amount	年末賬面淨值	7,018	41,305	48,323
At 31 December 2021	於二零二一年十二月三十一日			
Cost	成本	26,997	66,311	93,308
Accumulated amortisation	累計攤銷	(1,983)	(25,006)	(26,989)
Accumulated impairment	累計減值	(17,996)	-	(17,996)
Net book amount	賬面淨值	7,018	41,305	48,323
Year ended 31 December 2022	截至二零二二年十二月三十一日止年度			
Opening net book amount	年初賬面淨值	7,018	41,305	48,323
Additions	添置	2,534	1,313	3,847
Amortisation (Note 8)	攤銷(附註8)	(1,056)	(5,668)	(6,724)
Closing net book amount	年末賬面淨值	8,496	36,950	45,446
At 31 December 2022	於二零二二年十二月三十一日			
Cost	成本	29,531	67,624	97,155
Accumulated amortisation	累計攤銷	(3,039)	(30,674)	(33,713)
Accumulated impairment	累計減值	(17,996)	-	(17,996)
Net book amount	賬面淨值	8,496	36,950	45,446

NOTES TO THE CONSOLIDATED FINANCIAL STATEMENTS (Continued)

合併財務報表附註(續)

For the year ended 31 December 2022 截至二零二二年十二月三十一日止年度

17. FINANCIAL ASSETS AT FAIR VALUE THROUGH PROFIT AND LOSS

The Group classifies the equity investments for which the entity has not elected to recognise fair value gains and losses through OCI at FVPL.

Financial assets mandatorily measured at FVPL include the following:

		2022 二零二二年 RMB'000 人民幣千元	2021 二零二一年 RMB'000 人民幣千元
Non-current assets	非流動資產		
– Equity investment	– 股權投資	10,000	5,000

Pursuant to an agreement dated during the year ended 31 December 2020, the Group subscribed 10% share capital of a company at a consideration of RMB10,000,000. As at 31 December 2022, the Group has accumulatively contributed capital of RMB10,000,000 (2021: RMB5,000,000). The company is engaged in biological techniques research and development.

17. 按公平值計入損益的金融資產

本集團將實體未選擇透過其他綜合收益確認公平值收益及虧損的股權投資分類為按公平值計入損益。

強制性按公平值計入損益計量的金融資產包括以下各項：

根據於截至二零二零年十二月三十一日止年度內訂立的協議，本集團以對價人民幣10,000,000元認購一家公司的10%股本。於二零二二年十二月三十一日，本集團累計出資人民幣10,000,000元(二零二一年：人民幣5,000,000元)。該公司從事生物技術研發。

18. DERIVATIVE FINANCIAL INSTRUMENTS

Derivatives are only used for economic hedging purposes and not as speculative investments. However, where derivatives do not meet the hedging accounting criteria, they are accounted for at FVPL below. The Group has the following derivative financial instruments:

		2022 二零二二年 RMB'000 人民幣千元	2021 二零二一年 RMB'000 人民幣千元
Current liabilities	流動負債		
– Cross currency swaps (a)	– 交叉貨幣掉期(a)	–	26,084
Non-current liabilities	非流動負債		
– Cross currency and interest rate swaps (b)	– 交叉貨幣及利率掉期(b)	–	90,370

18. 衍生金融工具

衍生工具僅用於經濟上的對沖且不用作投機性投資。然而，倘衍生工具不符合對沖會計準則，則其按以下公平值計入損益入賬。本集團的衍生金融工具如下：

NOTES TO THE CONSOLIDATED FINANCIAL STATEMENTS (Continued)
合併財務報表附註(續)

For the year ended 31 December 2022 截至二零二二年十二月三十一日止年度

18. DERIVATIVE FINANCIAL INSTRUMENTS

(Continued)

(a) USD38,000,000 Cross currency swaps in 2019

In 2019, the Company entered into cross currency swaps contract which is a non-hedging derivative and maturing in September 2022. As at 31 December 2021, the derivative financial liabilities as recognised based on the fair value of this cross currency swaps contract amounted to RMB26,084,000. For information about the methods and assumptions used in determining the fair value of this derivative, please refer to Note 3.3.

The notional principal amounts of the outstanding cross currency swaps contract as at 31 December 2021 was USD38,000,000. As the cross currency swaps contract matured in 2022, a net realised gain of RMB10,441,000 (2021: an unrealised loss of RMB1,053,000) was recognised in “Other gains/(losses) – net” (Note 7).

(b) USD 200,000,000 Cross currency and interest rate swaps in 2021

In 2021, the Company entered into new cross currency and interest rate swaps contract which is a non-hedging derivative and maturing in August 2024. As at 31 December 2021, the derivative financial liabilities as recognised based on the fair value of this swaps contract amounted to RMB90,370,000. For information about the methods and assumptions used in determining the fair value of this derivative, please refer to Note 3.3.

The notional principal amounts of the outstanding cross currency and interest rate swaps contract as at 31 December 2021 was USD200,000,000. As the cross currency swaps contract was early terminated in 2022, a net realised gain of RMB113,008,000 (2021: an unrealised loss of RMB 90,370,000) was recognised in “Other gains/(losses) – net” (Note 7).

18. 衍生金融工具(續)

**(a) 於二零一九年交叉貨幣掉期
38,000,000 美元**

於二零一九年，本公司訂立交叉貨幣掉期合約，該合約為非對沖衍生工具，並於二零二二年九月到期。於二零二一年十二月三十一日，根據該交叉貨幣掉期合約的公平值確認的衍生金融負債為人民幣26,084,000元。有關於釐定該衍生工具公平值時所使用的方法及假設之資料，請參閱附註3.3。

於二零二一年十二月三十一日的未償還交叉貨幣掉期合約的名義本金金額為38,000,000美元。由於交叉貨幣掉期合約於二零二二年到期，已變現收益淨額人民幣10,441,000元(二零二一年：未變現虧損人民幣1,053,000元)於「其他利得／(損失)－淨額」(附註7)中確認。

**(b) 於二零二一年交叉貨幣及利率
掉期 200,000,000 美元**

於二零二一年，本公司訂立新交叉貨幣及利率掉期合約。該合約為非對沖衍生工具，於二零二四年八月到期。於二零二一年十二月三十一日，以該掉期合約公平值為基礎確認的衍生金融負債為人民幣90,370,000元。有關於釐定該衍生工具公平值時所使用的方法及假設之資料，請參閱附註3.3。

於二零二一年十二月三十一日的未償還交叉貨幣及利率掉期合約的名義本金金額為200,000,000美元。因為交叉貨幣掉期合約於二零二二年提前終止，已變現收益淨額人民幣113,008,000元(二零二一年：未變現虧損人民幣90,370,000元)於「其他利得／(損失)－淨額」(附註7)中確認。

NOTES TO THE CONSOLIDATED FINANCIAL STATEMENTS (Continued)

合併財務報表附註(續)

For the year ended 31 December 2022 截至二零二二年十二月三十一日止年度

19. FINANCIAL INSTRUMENTS BY CATEGORY

The Group holds the following financial instruments:

19. 按類別分類的金融工具

本集團持有以下金融工具：

		Note 附註	2022 二零二二年 RMB'000 人民幣千元	2021 二零二一年 RMB'000 人民幣千元
Financial assets	金融資產			
Financial assets at amortised cost	按攤餘成本列賬的金融資產			
Trade and other receivables*	應收貿易賬款及其他應收款項*		1,158,198	1,101,433
Cash and cash equivalents	現金及現金等值物	22	7,008,116	3,542,457
Restricted bank balances	受限制的銀行結餘	22	631,371	512,389
Financial assets at FVOCI	按公平值計入其他綜合收益的金融資產	21(f)	654,942	728,596
Financial assets at FVPL	按公平值計入損益的金融資產	17	10,000	5,000
			9,462,627	5,889,875
Financial liabilities	金融負債			
Liabilities at amortised cost	按攤餘成本列賬的負債			
Trade and other payables*	應付貿易賬款及其他應付款項*		2,613,399	2,502,471
Borrowings	借款	27	5,953,075	4,227,044
Lease liabilities	租賃負債	15	1,404	1,977
Derivative financial instruments at FVPL	按公平值計入損益的衍生金融工具	18	-	116,454
			8,567,878	6,847,946

* Excluding non-financial assets and liabilities and notes receivable.

* 不包括非金融資產及負債及應收票據。

The Group's exposure to various risks associated with the financial instruments is described in Note 3. The maximum exposure to credit risk at the end of the reporting period is the carrying amount of each class of financial assets mentioned above.

本集團面臨附註3所述與金融工具有關的多項風險。於報告期末面臨的最大信貸風險敞口為上述各類金融資產的賬面值。

NOTES TO THE CONSOLIDATED FINANCIAL STATEMENTS (Continued)
合併財務報表附註(續)

For the year ended 31 December 2022 截至二零二二年十二月三十一日止年度

20. INVENTORIES

20. 存貨

		2022 二零二二年 RMB'000 人民幣千元	2021 二零二一年 RMB'000 人民幣千元
Raw materials	原材料	2,800,382	2,283,532
Work-in-progress	在製品	330,570	277,417
Finished goods	製成品	2,715,421	2,032,017
		5,846,373	4,592,966

Inventories recognised as an expense during the Year amounted to RMB 18,439,737,000 (2021: RMB15,998,918,000). These included in cost of sales which amounted to RMB18,124,287,000 (2021: RMB15,684,630,000) and administrative expenses which amounted to RMB315,450,000 (2021: RMB314,288,000).

Write-downs of inventories to net realisable value amounted to RMB36,159,000 (2021: RMB33,267,000). These were recognised as an expense during the Year and included in "Cost of sales" in the consolidated income statement.

於本年度確認為開支的存貨為人民幣18,439,737,000元(二零二一年:人民幣15,998,918,000元)。其中包括銷售成本人民幣18,124,287,000元(二零二一年:人民幣15,684,630,000元)及行政開支人民幣315,450,000元(二零二一年:人民幣314,288,000元)。

撇減存貨至可變現淨值人民幣36,159,000元(二零二一年:人民幣33,267,000元),於本年度確認為開支,並計入合併利潤表中的「銷售成本」。

NOTES TO THE CONSOLIDATED FINANCIAL STATEMENTS (Continued)

合併財務報表附註(續)

For the year ended 31 December 2022 截至二零二二年十二月三十一日止年度

21. TRADE, OTHER RECEIVABLES AND PREPAYMENTS

21. 應收貿易賬款、其他應收款項及預付款項

		2022 二零二二年 RMB'000 人民幣千元	2021 二零二一年 RMB'000 人民幣千元
Trade receivables (a)	應收貿易賬款(a)	1,094,634	1,094,509
Less: provision for impairment loss allowance (b)	減：計提減值虧損撥備(b)	(33,297)	(44,546)
Trade receivables – net	應收貿易賬款－淨額	1,061,337	1,049,963
Deposits and others	押金及其他	74,679	43,077
Loan to a related party (Note 33(c))	給予一名關連方的貸款(附註33(c))	10,658	5,008
Loan to a third party (c)	給予一名第三方的貸款(c)	50,000	50,000
Less: provision for impairment loss allowance	減：計提減值虧損撥備	(50,000)	(50,000)
Loan to a third party – net	給予一名第三方的貸款－淨額	-	-
Loans to employees	給予僱員的貸款	3,566	472
Value-added tax for future deduction	用於日後扣減的增值稅	74,197	308,069
Prepaid current income tax	預付即期所得稅	13,818	464
Interest receivables	應收利息	7,958	2,913
Notes receivable (f)	應收票據(f)	1,246,213 654,942	1,409,966 728,596
Trade and other receivables (e)	應收貿易賬款及其他應收款項(e)	1,901,155	2,138,562
Prepayments to suppliers	供應商預付款項	615,832	474,813
		2,516,987	2,613,375
Less: non-current portion	減：非即期部分		
Prepayments for non-current assets (g)	非流動資產預付款項(g)	(150,398)	(59,929)
		2,366,589	2,553,446

NOTES TO THE CONSOLIDATED FINANCIAL STATEMENTS (Continued)
合併財務報表附註(續)

For the year ended 31 December 2022 截至二零二二年十二月三十一日止年度

21. TRADE, OTHER RECEIVABLES AND PREPAYMENTS (Continued)

(a) As at 31 December 2022 and 2021, the ageing analysis of trade receivables based on invoice date was as follows:

		2022 二零二二年 RMB'000 人民幣千元	2021 二零二一年 RMB'000 人民幣千元
Within 3 months	三個月內	1,076,025	1,076,622
3 to 12 months	三至十二個月	13,920	13,822
Over 12 months	超過十二個月	4,689	4,065
		1,094,634	1,094,509

The Group generally sells its products to domestic customers and receives settlement either in cash or in the form of bank acceptance notes (Note (f)) upon delivery of goods. The bank acceptance notes usually have maturity dates within six months. Certain major customers in the PRC and overseas with good repayment history are offered credit terms of not more than three months.

(b) Impairment and risk exposure

The Group applies the HKFRS 9 simplified approach to measuring expected credit losses which uses a lifetime expected loss allowance for all trade receivables. Note 3.1(b) provides for details about the calculation of the allowance.

(c) The loan to a third party was arranged via a financial trust company during 2019. During the year ended 31 December 2021, the loan was past due for collection as the third party was in financial difficulties. A full provision of RMB50,000,000 was recorded on the balance sheet to reflect the increase in credit risk. As there has been a significant increase in credit risk, the Group measured the impairment as lifetime expected credit losses.

21. 應收貿易賬款、其他應收款項及預付款項(續)

(a) 於二零二二年及二零二一年十二月三十一日，應收貿易賬款按發票日期的賬齡分析如下：

	2022 二零二二年 RMB'000 人民幣千元	2021 二零二一年 RMB'000 人民幣千元
Within 3 months	1,076,025	1,076,622
3 to 12 months	13,920	13,822
Over 12 months	4,689	4,065
	1,094,634	1,094,509

本集團一般向國內顧客銷售其產品，並於送交貨品時以現金或以銀行承兌票據(附註(f))形式收取結算款項。銀行承兌票據一般為六個月內到期。具備良好還款記錄的若干中國及海外主要客戶會獲給予三個月以內的信貸期。

(b) 減值及風險敞口

本集團採用香港財務報告準則第9號簡化方法計量預期信用損失，為所有應收貿易賬款撥備整個存續期內的預期虧損。附註3.1(b)提供有關撥備計算的詳情。

(c) 於二零一九年，該給予第三方的貸款是通過一間金融信託公司貸出。於截至二零二一年十二月三十一日止年度，由於第三方陷入財務困難，該貸款已逾期。已於資產負債表錄得全數撥備人民幣50,000,000元，以反映信貸風險的增加。因信貸風險顯著增加，本集團按整個存續期的預期信用損失計量減值。

NOTES TO THE CONSOLIDATED FINANCIAL STATEMENTS (Continued)

合併財務報表附註(續)

For the year ended 31 December 2022 截至二零二二年十二月三十一日止年度

21. TRADE, OTHER RECEIVABLES AND PREPAYMENTS (Continued)

- (d) Except for the loan to a third party as discussed above in Note(c) and the loan to a related party (Note 33(c)), trade and other receivables are unsecured and interest-free. The carrying amounts of trade and other receivables were approximately at their fair values as at the balance sheet date.
- (e) The carrying amounts of the Group's trade and other receivables excluding notes receivable were denominated in the following currencies:

		2022 二零二二年 RMB'000 人民幣千元	2021 二零二一年 RMB'000 人民幣千元
– RMB	– 人民幣	735,532	844,706
– USD	– 美元	509,834	565,260
– EUR	– 歐元	847	–
		1,246,213	1,409,966

The maximum exposure to credit risk at the reporting date was the carrying value of each class of receivables mentioned above. The Group does not hold any collateral as security.

21. 應收貿易賬款、其他應收款項及預付款項(續)

- (d) 除上述附註(c)所討論之貸款予第三方和貸款予關聯方外(附註33(c))，應收貿易賬款及其他應收款項為無抵押及免息。於資產負債表日，應收貿易賬款及其他應收款項的賬面值與其公平值相若。
- (e) 本集團扣除應收票據後的應收貿易賬款及其他應收款項的賬面值以下列貨幣計值：

於報告日期，所面臨最高的信貸風險乃上述各類別應收款項的賬面值。本集團概無持有任何抵押品作為抵押。

NOTES TO THE CONSOLIDATED FINANCIAL STATEMENTS (Continued)
合併財務報表附註(續)

For the year ended 31 December 2022 截至二零二二年十二月三十一日止年度

21. TRADE, OTHER RECEIVABLES AND PREPAYMENTS (Continued)

(f) As at 31 December 2022, notes receivable were all bank acceptance notes aged less than one year, and included a total amount of RMB574,650,000 (2021: RMB690,483,000) that have been endorsed to the suppliers. As the notes receivables are held for collection of contractual cash flows and for selling the financial assets, where the assets' cash flows represent solely payments of principal and interest, they are measured at FVOCI.

21. 應收貿易賬款、其他應收款項及預付款項(續)

(f) 於二零二二年十二月三十一日，應收票據均為賬齡少於一年的銀行承兌票據，包括總額為人民幣574,650,000元(二零二一年：人民幣690,483,000元)已背書予供應商的票據。由於應收票據持作收回合約現金流量及出售金融資產，倘該等資產現金流量僅作為支付本金及利息，則按公平值計入其他綜合收益計量。

		2022 二零二二年 RMB'000 人民幣千元	2021 二零二一年 RMB'000 人民幣千元
Current assets	流動資產		
Notes receivable measured at FVOCI	按公平值計入其他綜合收益計量的應收票據	654,942	728,596

On endorsing these notes receivable, there is no related balance within the FVOCI reserve that needs to be reclassified to other losses within profit or loss as the fair value approximates its face amount and no premium is recognised.

Information about the methods and assumptions used in determining fair value is provided in Note 3.3.

All of the financial assets at FVOCI are denominated in RMB.

於該等應收票據進行背書時，按公平值計入其他綜合收益的儲備中並無任何相關結餘需要重新分類至損益內的其他損失，原因為公平值與其面值相若且未確認溢價。

有關計量其公平值的方法和假設的信息列示於附註3.3。

按公平值計入其他綜合收益的所有金融資產均以人民幣計值。

NOTES TO THE CONSOLIDATED FINANCIAL STATEMENTS (Continued)

合併財務報表附註(續)

For the year ended 31 December 2022 截至二零二二年十二月三十一日止年度

21. TRADE, OTHER RECEIVABLES AND PREPAYMENTS (Continued)

- (g) As at 31 December 2022, the prepayments for non-current assets amounting to RMB150,398,000 were payments for purchase of property, plant and equipment.

During the year ended 31 December 2020, the Group won a bid for purchasing a package of non-current assets owned by a bankrupted third party company at a consideration of RMB51,189,000. A full amount prepayment of RMB51,189,000 has been paid for the aforementioned transaction to the agent as at 31 December 2020. During the Year, the package of assets purchased were entirely handed over to the Group, with amounts of RMB14,531,000 and RMB36,658,000 transferred into leasehold land-use rights and construction in progress, presented as “Right-of-use assets” and “Property, plant and equipment” in the consolidated balance sheet respectively.

The rest of the non-current portion amounting to RMB8,740,000 as of 31 December 2021 were prepayments for purchase of leasehold land-use rights pursuant to agreement with local government in 2021. During the Year, the leasehold land-use rights purchased were handed over to the Group and transferred into right-of-use assets.

21. 應收貿易賬款、其他應收款項及預付款項(續)

- (g) 於二零二二年十二月三十一日，非流動資產的預付款項人民幣150,398,000元為購買物業、廠房及設備的款項。

截至二零二零年十二月三十一日止年度，本集團以人民幣51,189,000元的對價中標購買一間破產第三方公司持有的一攬子非流動資產。上述交易的全額人民幣51,189,000元的預付款項已於二零二零年十二月三十一日支付予代理。於本年度購買的一攬子資產已全部移交本集團，其中包括轉入租賃土地使用權及在建工程的金額人民幣14,531,000元及人民幣36,658,000元（於合併資產負債表中分別呈列為「使用權資產」及「物業、廠房及設備」）。

截至二零二一年十二月三十一日的其餘非流動部分人民幣8,740,000元為二零二一年根據與當地政府的協議購買租賃土地使用權的預付款項。於本年度所購買的租賃土地使用權已移交本集團並轉為使用權資產。

NOTES TO THE CONSOLIDATED FINANCIAL STATEMENTS (Continued)
 合併財務報表附註(續)

For the year ended 31 December 2022 截至二零二二年十二月三十一日止年度

22. CASH AND CASH EQUIVALENTS AND RESTRICTED BANK BALANCES

22. 現金及現金等值物及受限制的銀行結餘

		2022 二零二二年 RMB'000 人民幣千元	2021 二零二一年 RMB'000 人民幣千元
Cash and cash equivalents	現金及現金等值物		
– Cash on hand	– 手頭現金	2,964	380
– Cash in banks	– 銀行現金	7,005,152	3,542,077
		7,008,116	3,542,457
Restricted bank balances	受限制銀行結餘		
– Term deposits over 3 months and within one year (a)	– 超過三個月但於一年內的定期存款(a)	631,371	509,389
– Restricted bank deposits (b)	– 受限制銀行存款(b)	–	3,000
		631,371	512,389
		7,639,487	4,054,846

(a) As at 31 December 2022, term deposits over 3 months and within one year comprise (i) amounts of RMB590,000,000 (31 December 2021: RMB500,000,000) pledged as security for bank borrowings of the Group; (ii) amounts of RMB28,500,000 (31 December 2021: nil) pledged as security for issuing notes payable of the Group and (iii) amounts of RMB12,871,000 (31 December 2021: nil) pledged as security for issuing letter of guarantee.

As at 31 December 2022, term deposits were with interest rates between 1.61% and 3.55% (31 December 2021: between 2.10% and 2.85%).

(a) 於二零二二年十二月三十一日，超過三個月及一年內的定期存款包括(i)人民幣590,000,000元(二零二一年十二月三十一日：人民幣500,000,000元)已抵押為本集團銀行借貸的抵押品；(ii)人民幣28,500,000元(二零二一年十二月三十一日：無)已抵押為本集團發行應付票據的抵押品；及(iii)人民幣12,871,000元(二零二一年十二月三十一日：無)已抵押為出具擔保函的抵押品。

於二零二二年十二月三十一日，定期存款的利率介乎1.61%至3.55%(二零二一年十二月三十一日：介乎2.10%至2.85%)。

NOTES TO THE CONSOLIDATED FINANCIAL STATEMENTS (Continued)

合併財務報表附註(續)

For the year ended 31 December 2022 截至二零二二年十二月三十一日止年度

22. CASH AND CASH EQUIVALENTS AND RESTRICTED BANK BALANCES (Continued)

- (b) The restricted bank deposits were used for the following purposes:

	2022 二零二二年 RMB'000 人民幣千元	2021 二零二一年 RMB'000 人民幣千元
Issuance of bank acceptance notes 發行銀行承兌票據	-	3,000

- (c) Total cash and bank balances are denominated in the following currencies:

	2022 二零二二年 RMB'000 人民幣千元	2021 二零二一年 RMB'000 人民幣千元
- RMB 一人民幣	2,045,064	905,628
- USD 一美元	5,544,358	3,127,247
- HKD 一港元	23,907	10,765
- EUR 一歐元	25,912	11,098
- SGD 一新加坡元	246	108
	7,639,487	4,054,846

The Group's cash and cash equivalents and restricted bank balances denominated in RMB were mainly deposited with banks in the PRC. Conversion of these RMB denominated balances into foreign currencies is subject to the rules and regulations of foreign exchange control promulgated by the PRC government.

- (d) The weighted average effective interest rate on cash and cash equivalents and restricted bank balances placed with banks by the Group was 2.77% per annum as at 31 December 2022 (2021: 0.26%).

22. 現金及現金等值物及受限制的銀行結餘(續)

- (b) 受限制銀行存款用作下列用途：

	2022 二零二二年 RMB'000 人民幣千元	2021 二零二一年 RMB'000 人民幣千元
Issuance of bank acceptance notes 發行銀行承兌票據	-	3,000

- (c) 現金及銀行結餘總額以下列貨幣計值：

	2022 二零二二年 RMB'000 人民幣千元	2021 二零二一年 RMB'000 人民幣千元
- RMB 一人民幣	2,045,064	905,628
- USD 一美元	5,544,358	3,127,247
- HKD 一港元	23,907	10,765
- EUR 一歐元	25,912	11,098
- SGD 一新加坡元	246	108
	7,639,487	4,054,846

本集團以人民幣計值的現金及現金等價物以及受限制銀行結餘主要存放於中國的銀行。將該等以人民幣計值的結餘兌換為外幣須受中國政府頒佈的外匯管制規則及規例限制。

- (d) 於二零二二年十二月三十一日，本集團存放於銀行的現金及現金等價物以及受限制銀行結餘的加權平均實際年利率為2.77厘(二零二一年：0.26厘)。

NOTES TO THE CONSOLIDATED FINANCIAL STATEMENTS (Continued) 合併財務報表附註(續)

For the year ended 31 December 2022 截至二零二二年十二月三十一日止年度

23. SHARE CAPITAL AND PREMIUM

23. 股本及溢價

		Note 附註	Number of shares (thousands) 股份數目 (千股)	Amount 金額		
				Ordinary shares 普通股 RMB'000 人民幣千元	Share premium 股份溢價 RMB'000 人民幣千元	Total 總計 RMB'000 人民幣千元
At 1 January 2021	於二零二一年 一月一日		2,533,639	243,261	346,437	589,698
Dividends	股息		-	-	(87,003)	(87,003)
At 31 December 2021	於二零二一年 十二月三十一日		2,533,639	243,261	259,434	502,695
Exercise of options	行使期權	24	2,300	199	6,851	7,050
At 31 December 2022	於二零二二年 十二月三十一日		2,535,939	243,460	266,285	509,745

The total number of authorised share capital of the Company comprised 10,000,000,000 ordinary shares with a par value of HKD0.10 each as at 31 December 2022 and 2021.

According to the Companies Law, Cap 22 (Law 3 of 1961, as consolidated and revised) of Cayman Islands and the articles of association of the Company, dividends of the Company can be declared out of its share premium account subject to a solvency test.

於二零二二年及二零二一年十二月三十一日，本公司法定股本總數包括10,000,000,000股每股面值0.10港元的普通股。

根據開曼群島第22章公司法(一九六一年第3號法例，經綜合及修訂)及本公司組織章程細則，本公司通過償債能力測試後，可從股份溢價賬宣派股息。

NOTES TO THE CONSOLIDATED FINANCIAL STATEMENTS (Continued)

合併財務報表附註(續)

For the year ended 31 December 2022 截至二零二二年十二月三十一日止年度

24. SHARE-BASED PAYMENT

(a) Share options granted on 9 November 2016

The Company granted to certain eligible employees share options to subscribe for an aggregate of 14,700,000 ordinary shares of the Company on 9 November 2016. These options vest in tranches over a period of up to 5 years. Options exercised during the Year resulted in 2,000,000 shares (2021: nil) being issued with proceeds of HKD7,000,000 (2021: nil). The related weighted average share price at the time of exercise was HKD4.81 (2021: nil) per share.

Movements in the number of share options outstanding and their related weighted average exercise prices are as follows:

		2022 二零二二年		2021 二零二一年	
		Average exercise price in HKD per share option 平均行使價 每份購股權港元	Options (thousands) 購股權 (千份)	Average exercise price in HKD per share option 平均行使價 每份購股權港元	Options (thousands) 購股權 (千份)
At 1 January	於一月一日	3.50	2,000	3.50	3,300
Lapsed	已失效		-	3.50	(1,300)
Exercised	已行使	3.50	(2,000)		-
At 31 December	於十二月三十一日		-	3.50	2,000

In 2021, one employee resigned and thus all the related 1,300,000 share options had lapsed during the year ended 31 December 2021.

24. 股份付款

(a) 於二零一六年十一月九日授出的購股權

本公司於二零一六年十一月九日向若干合資格僱員授出可認購合共14,700,000股本公司普通股的購股權。該等購股權於長達5年期間內分批歸屬。於本年度行使的購股權導致發行2,000,000股股份(二零二一年：零)，所得款項為7,000,000港元(二零二一年：零)。行使時的相關加權平均股價為每股4.81港元(二零二一年：零)。

尚未行使購股權數目的變動及其相關加權平均行使價如下：

於二零二一年，由於一名僱員辭任，故全部相關1,300,000份購股權於截至二零二一年十二月三十一日止年度已失效。

NOTES TO THE CONSOLIDATED FINANCIAL STATEMENTS (Continued)
合併財務報表附註(續)

For the year ended 31 December 2022 截至二零二二年十二月三十一日止年度

24. SHARE-BASED PAYMENT (Continued)

(b) Share options granted on 30 December 2016

The Company granted to certain eligible employee share options to subscribe for an aggregate of 300,000 ordinary shares of the Company on 30 December 2016. These options vest in tranches over a period of up to 5 years. Options exercised during the Year resulted in 300,000 shares (2021: nil) being issued with proceeds of HKD1,146,000 (2021: nil). The related weighted average share price at the time of exercise was HKD4.96 (2021: nil) per share.

Movements in the number of share options outstanding and their related weighted average exercise prices are as follows:

24. 股份付款(續)

(b) 於二零一六年十二月三十日授出的購股權

本公司於二零一六年十二月三十日向若干合資格僱員授出可認購合共300,000股本公司普通股的購股權。該等購股權於長達5年期間內分批歸屬。於本年度行使的購股權導致發行300,000股股份(二零二一年：零)，所得款項為1,146,000港元(二零二一年：零)。行使時的相關加權平均股價為每股4.96港元(二零二一年：零)。

尚未行使購股權數目的變動及其相關加權平均行使價如下：

		2022 二零二二年		2021 二零二一年	
		Average exercise price in HKD per share option 平均行使價 每份購股權港元	Options (thousands) 購股權 (千份)	Average exercise price in HKD per share option 平均行使價 每份購股權港元	Options (thousands) 購股權 (千份)
At 1 January	於一月一日	3.82	300	3.82	300
Exercised	已行使	3.82	(300)	3.82	-
At 31 December	於十二月三十一日		-	3.82	300

NOTES TO THE CONSOLIDATED FINANCIAL STATEMENTS (Continued)

合併財務報表附註(續)

For the year ended 31 December 2022 截至二零二二年十二月三十一日止年度

24. SHARE-BASED PAYMENT (Continued)

(c) Share options granted on 31 March 2021

The Company granted to certain eligible employee share options to subscribe for an aggregate of 2,200,000 ordinary shares of the Company on 31 March 2021. These options vest in tranches over a period of up to 5 years. There were no options being exercised during the years ended 31 December 2022 and 31 December 2021.

Movements in the number of share options outstanding and their related weighted average exercise prices are as follows:

		2022 二零二二年		2021 二零二一年	
		Average exercise price in HKD per share option 平均行使價 每份購股權港元	Options (thousands) 購股權 (千份)	Average exercise price in HKD per share option 平均行使價 每份購股權港元	Options (thousands) 購股權 (千份)
At 1 January	於一月一日	2.95	2,200	-	-
Granted	已授出	-	-	2.95	2,200
At 31 December	於十二月三十一日	2.95	2,200	2.95	2,200

The attributable amount charged to the consolidated income statement during the Year was approximately RMB373,000 (2021: RMB311,000).

24. 股份付款(續)

(c) 於二零二一年三月三十一日授出的購股權

本公司於二零二一年三月三十一日向若干合資格僱員授出可認購合共2,200,000股本公司普通股的購股權。該等購股權於長達5年期間內分批歸屬。截至二零二二年十二月三十一日及二零二一年十二月三十一日止年度概無行使購股權。

尚未行使購股權數目的變動及其相關加權平均行使價如下：

於本年度，自合併利潤表扣除的應佔金額約為人民幣373,000元(二零二一年：人民幣311,000元)。

NOTES TO THE CONSOLIDATED FINANCIAL STATEMENTS (Continued)
合併財務報表附註(續)

For the year ended 31 December 2022 截至二零二二年十二月三十一日止年度

24. SHARE-BASED PAYMENT (Continued)

(d) Share options granted on 04 July 2022

The Company granted to certain eligible employees share options to subscribe for an aggregate of 2,000,000 ordinary shares of the Company on 04 July 2022. These options vest in tranches over a period of up to 5 years. There were no options being exercised during the Year.

Movements in the number of share options outstanding and their related weighted average exercise prices are as follows:

24. 股份付款(續)

(d) 於二零二二年七月四日授出的購股權

本公司於二零二二年七月四日向若干合資格僱員授出可認購合共2,000,000股本公司普通股的購股權。該等購股權於長達5年期間內分批歸屬。本年度概無行使購股權。

尚未行使購股權數目的變動及其相關加權平均行使價如下：

		2022 二零二二年	
		Average exercise price in HKD per share option 平均行使價 每份購股權港元	Options (thousands) 購股權 (千份)
At 1 January	於一月一日		-
Granted	已授出	4.96	2,000
At 31 December	於十二月三十一日	4.96	2,000

The attributable amount charged to the consolidated income statement during the Year was approximately RMB412,000.

於本年度，自合併利潤表扣除的應佔金額約為人民幣412,000元。

NOTES TO THE CONSOLIDATED FINANCIAL STATEMENTS (Continued)

合併財務報表附註(續)

For the year ended 31 December 2022 截至二零二二年十二月三十一日止年度

24. SHARE-BASED PAYMENT (Continued)

The fair values, which were determined by an independent qualified appraiser using the Binomial Option Pricing Model, of the options granted as at the grant dates are noted in the following table. The following assumptions were adopted to calculate the fair values of the options on the grant dates:

Date of grant	授出日期	(a) 9 November	(b) 30 December	(c) 31 March	(d) 04 July
		2016	2016	2021	2022
		(a) 二零一六年 十一月九日	(b) 二零一六年 十二月三十日	(c) 二零二一年 三月三十一日	(d) 二零二二年 七月四日
Fair value as at the grant date	於授出日期的 公平值	RMB17,515,000 人民幣17,515,000元	RMB414,000 人民幣414,000元	RMB1,156,000 人民幣1,156,000元	RMB2,589,000 人民幣2,589,000元
Assumptions:	假設：				
Average share price	平均股價	HKD3.45 3.45港元	HKD3.81 3.81港元	HKD2.80 2.80港元	HKD4.96 4.96港元
Exercise price	行使價	HKD3.50 3.50港元	HKD3.82 3.82港元	HKD2.95 2.95港元	HKD4.96 4.96港元
Expected life of options	購股權預計年期	6.0 years 6.0年	6.0 years 6.0年	6.0 years 6.0年	6.0 years 6.0年
Expected volatility	預計波幅	44.79%	44.52%	44.35%	42.06%
Expected dividend yield	預計股息率	2.15%	2.18%	6.93%	3.76%
Risk free rate	零風險利率	1.39%	1.70%	1.22%	2.85%

The expected volatility is determined by calculating the historical volatility of the price of listed companies with similar business to the Group. The expected dividend yield is determined by the Directors based on the expected future performance and dividend policy of the Group.

24. 股份付款(續)

下表顯示於授出日期所授出購股權的公平值，此乃由獨立合資格估值師使用二項式期權定價模式釐定。計算於授出日期購股權公平值採納的假設如下：

預計波幅乃根據與本集團業務相近的上市公司價格的過往波幅計算釐定。預計股息率由董事根據本集團預期未來表現及股息政策釐定。

NOTES TO THE CONSOLIDATED FINANCIAL STATEMENTS (Continued)
 合併財務報表附註(續)

For the year ended 31 December 2022 截至二零二二年十二月三十一日止年度

25. OTHER RESERVES

25. 其他儲備

		Capital reserve (Note (a)) 資本儲備 (附註(a)) RMB'000 人民幣千元	Statutory reserve (Note (b)) 法定儲備 (附註(b)) RMB'000 人民幣千元	Safety production fee 安全生產費用 RMB'000 人民幣千元	Share-based payment reserve (Note 24) 股份付款儲備 (附註24) RMB'000 人民幣千元	Foreign currency translation 外幣換算 RMB'000 人民幣千元	Total 總計 RMB'000 人民幣千元
At 1 January 2021	於二零二一年一月一日	(370,760)	1,063,747	2,102	20,790	-	715,879
Profit appropriation	溢利分配	-	139,591	-	-	-	139,591
Employee share option schemes	僱員購股權計劃						
- Value of employee services	- 僱員服務價值 (附註9、24)	-	-	-	(2,399)	-	(2,399)
- Expiry of options issued	- 已發行購股權屆滿 (附註24(a)、24(b))	-	-	-	(4,410)	-	(4,410)
Provision for safety production fee	安全生產費用撥備 (附註2.23)	-	-	6,264	-	-	6,264
Utilisation of safety production fee	使用安全生產費用 (附註2.23)	-	-	(2,442)	-	-	(2,442)
At 31 December 2021	於二零二一年十二月三十一日	(370,760)	1,203,338	5,924	13,981	-	852,483
Profit appropriation	溢利分配	-	356,294	-	-	-	356,294
Employee share option schemes	僱員購股權計劃						
- Value of employee services	- 僱員服務價值 (附註9、24)	-	-	-	785	-	785
Provision for safety production fee	安全生產費用撥備 (附註2.23)	-	-	23,729	-	-	23,729
Utilisation of safety production fee	使用安全生產費用 (附註2.23)	-	-	(16,966)	-	-	(16,966)
Other currency translation differences	其他外幣換算差額	-	-	-	-	(2,211)	(2,211)
At 31 December 2022	於二零二二年十二月三十一日	(370,760)	1,559,632	12,687	14,766	(2,211)	1,214,114

NOTES TO THE CONSOLIDATED FINANCIAL STATEMENTS (Continued)

合併財務報表附註(續)

For the year ended 31 December 2022 截至二零二二年十二月三十一日止年度

25. OTHER RESERVES (Continued)

(a) Capital reserve

It mainly represents the reserve arising from the Group's reorganisation completed in July 2006.

(b) Statutory reserve

In accordance with the PRC regulations and the articles of the association of the PRC companies comprising the Group, before distributing the net profit of each year, each of the companies registered in the PRC is required to set aside 10% of its statutory net profit for the year after offsetting any prior year's losses as determined under the PRC accounting regulations to the statutory surplus reserve fund. When the balance of such reserve reaches 50% of each company's share capital, any further appropriation is optional. The statutory surplus reserve fund can be utilised to offset prior years' losses or to issue bonus shares, provided that the balance of such reserve is not less than 25% of the entity's registered capital after the bonus issue.

25. 其他儲備(續)

(a) 資本儲備

資本儲備主要指本集團於二零零六年七月完成重組後產生的儲備。

(b) 法定儲備

根據中國規例及組成本集團的旗下各中國公司的組織章程細則規定，在分派各年純利前，每間在中國註冊的公司均須按中國會計準則規定，於對銷任何上一年度虧損後，將該年度的法定純利10%撥入法定盈餘儲備基金。倘該儲備的結餘達到各公司股本的50%，其後可自行決定任何撥調。法定盈餘儲備基金可用以對銷過往年度虧損或發行紅股，惟有儲備結餘不少於發行紅股後實體註冊資本的25%。

26. TRADE, OTHER PAYABLES AND ACCRUALS

26. 應付貿易賬款、其他應付款項及應計費用

		2022 二零二二年 RMB'000 人民幣千元	2021 二零二一年 RMB'000 人民幣千元
Trade payables (a, b)	應付貿易賬款(a、b)	1,374,599	1,545,933
Payables for property, plant and equipment (b)	物業、廠房及設備應付款項(b)	585,354	490,593
Salaries, wages and staff welfares payables	應付薪金、工資及員工福利	426,451	346,755
Notes payable	應付票據	90,000	-
Interest payable	應付利息	7,523	1,149
Dividends payable	應付股息	-	407
Other payables and accruals	其他應付款項及應計費用	556,923	465,389
		3,040,850	2,850,226
Less: non-current portion	減：非流動部分		
Other payables (c)	其他應付款項(c)	(73,618)	(69,948)
		2,967,232	2,780,278

NOTES TO THE CONSOLIDATED FINANCIAL STATEMENTS (Continued)
合併財務報表附註(續)

For the year ended 31 December 2022 截至二零二二年十二月三十一日止年度

26. TRADE, OTHER PAYABLES AND ACCRUALS (Continued)

(a) As at 31 December 2022 and 2021, the ageing analysis of trade payables based on invoice date was as follows:

		2022 二零二二年 RMB'000 人民幣千元	2021 二零二一年 RMB'000 人民幣千元
Within 3 months	三個月內	1,241,157	1,371,273
3 to 6 months	三至六個月	53,903	73,335
6 to 12 months	六至十二個月	19,354	32,167
1 to 2 years	一至兩年	35,909	36,865
Over 2 years	兩年以上	24,276	32,293
		1,374,599	1,545,933

(b) As disclosed in Note 21(f), notes receivable amounting to RMB574,650,000 (2021: RMB690,483,000) were endorsed to the suppliers of trade payables and payables for purchase of property, plant and equipment amounted to RMB472,185,000 and RMB102,465,000, respectively (2021: RMB573,165,000 and RMB117,318,000, respectively).

(c) The non-current portion of other payables is a borrowing from certain third parties, which is repayable within 4 years from the balance sheet date. The interest rate on such other payables during the Year is 5.25% per annum (2021: 5.25% per annum).

(d) Except for the borrowing from certain third parties as discussed in Note(c), trade and other payables are unsecured and interest-free. The carrying amounts of trade and other payables approximate their fair values and are mainly denominated in RMB.

26. 應付貿易賬款、其他應付款項及應計費用(續)

(a) 於二零二二年及二零二一年十二月三十一日，應付貿易賬款按發票日期的賬齡分析如下：

	2022 二零二二年 RMB'000 人民幣千元	2021 二零二一年 RMB'000 人民幣千元
Within 3 months	1,241,157	1,371,273
3 to 6 months	53,903	73,335
6 to 12 months	19,354	32,167
1 to 2 years	35,909	36,865
Over 2 years	24,276	32,293
	1,374,599	1,545,933

(b) 如附註21(f)所披露，應收票據人民幣574,650,000元(二零二一年：人民幣690,483,000元)均已背書給供應商，用於支付分別為人民幣472,185,000元及人民幣102,465,000元(二零二一年：分別為人民幣573,165,000元及人民幣117,318,000元)的應付貿易賬款及購買物業、廠房及設備的應付款項。

(c) 其他應付款項的非流動部分是向若干第三方借款，將於資產負債表日後4年內償還。該其他應付款項於本年度的年利率為5.25%(二零二一年：每年5.25%)。

(d) 除附註(c)所討論之向若干第三方借款外，應付貿易賬款及其他應付款項為無抵押及免息，其賬面值與公平值相若，主要以人民幣為單位。

NOTES TO THE CONSOLIDATED FINANCIAL STATEMENTS (Continued)

合併財務報表附註(續)

For the year ended 31 December 2022 截至二零二二年十二月三十一日止年度

27. BORROWINGS

27. 借貸

		2022 二零二二年 RMB'000 人民幣千元	2021 二零二一年 RMB'000 人民幣千元
Non-current	非流動		
Bank borrowings, unsecured	銀行借貸(無抵押)	584,500	-
Bank borrowings, secured (a)	銀行借貸(有抵押)(a)	-	2,504,790
		584,500	2,504,790
Current	流動		
Bank borrowings, unsecured	銀行借貸(無抵押)	4,488,575	1,222,254
Bank borrowings, secured (a)	銀行借貸(有抵押)(a)	880,000	500,000
		5,368,575	1,722,254
Total borrowings	借貸總額	5,953,075	4,227,044

As at 31 December 2022, the Group's borrowings were repayable as follows:

於二零二二年十二月三十一日，本集團需償還的借貸情況如下：

		Bank borrowings 銀行借貸	
		2022 二零二二年 RMB'000 人民幣千元	2021 二零二一年 RMB'000 人民幣千元
Within 1 year	一年內	5,368,575	1,722,254
Between 1 and 2 years	一至兩年內	584,500	125,239
Between 2 and 5 years	兩至五年內	-	2,379,551
		5,953,075	4,227,044

The weighted average effective interest rates at the balance sheet dates were as follows:

於資產負債表日的加權平均實際利率如下：

		2022 二零二二年	2021 二零二一年
Borrowings	借貸	2.81%	2.19%

NOTES TO THE CONSOLIDATED FINANCIAL STATEMENTS (Continued)
合併財務報表附註(續)

For the year ended 31 December 2022 截至二零二二年十二月三十一日止年度

27. BORROWINGS (Continued)

The carrying amount and fair value of non-current borrowings are as follows:

		Carrying amount		Fair value	
		賬面值	賬面值	公平值	公平值
		2022	2021	2022	2021
		二零二二年	二零二一年	二零二二年	二零二一年
		RMB'000	RMB'000	RMB'000	RMB'000
		人民幣千元	人民幣千元	人民幣千元	人民幣千元
Bank borrowings	銀行借貸	584,500	2,504,790	584,466	2,382,379

The fair value of non-current borrowings are based on discounted cash flows using a current borrowing rate. They are classified as level 3 of the fair value hierarchy (Note 3.3).

The fair value of current borrowings approximates their carrying amounts, as the impact of discounting is not significant.

The carrying amounts of the Group's borrowings are denominated in the following currencies:

		2022	2021
		二零二二年	二零二一年
		RMB'000	RMB'000
		人民幣千元	人民幣千元
RMB	人民幣	5,953,075	1,468,176
USD	美元	-	2,758,868
		5,953,075	4,227,044

(a) As at 31 December 2022, the secured current bank borrowings were secured by term deposits of RMB590,000,000 (2021: RMB500,000,000) (Note 22(a)). As at 31 December 2021, the secured non-current bank borrowings were secured by the pledge of the capital stock of certain subsidiaries of the Company.

27. 借貸(續)

非即期借貸的賬面值與公平值如下：

非即期借貸的公平值乃根據採用現時借貸利率貼現的現金流量計算。其被分類為公平值層級中的第三層(附註3.3)。

即期借貸的公平值與其賬面值相若，乃因貼現的影響並不重大。

本集團借貸的賬面值以下列貨幣計值：

(a) 於二零二二年十二月三十一日，有抵押的流動銀行借貸乃以定期存款人民幣590,000,000元(二零二一年：人民幣500,000,000元)作為擔保(附註22(a))。於二零二一年十二月三十一日，有抵押的非流動銀行借貸乃以抵押本公司若干附屬公司的股本作為擔保。

NOTES TO THE CONSOLIDATED FINANCIAL STATEMENTS (Continued)

合併財務報表附註(續)

For the year ended 31 December 2022 截至二零二二年十二月三十一日止年度

28. DEFERRED INCOME

28. 遞延收益

		2022 二零二二年 RMB'000 人民幣千元	2021 二零二一年 RMB'000 人民幣千元
Government grants related to the acquisition of environmental protection and technology improvement equipment (a)	與購買環保及技術改善設備有關的政府補助(a)	756,723	766,044
Government grants related to the income tax credit from purchasing qualified equipment (b)	與購買合資格設備所得稅抵免有關的政府補助(b)	-	10,382
		756,723	776,426

The movements of the above government grants for the years ended 31 December 2022 and 2021 are as follows:

於截至二零二二年及二零二一年十二月三十一日止年度上述政府補助變動如下：

		2022 二零二二年 RMB'000 人民幣千元	2021 二零二一年 RMB'000 人民幣千元
At beginning of the year	於年初	776,426	818,450
Granted during the year	於年內獲得的補助	70,451	52,135
Amortised as income (Notes 6, 31)	攤銷列作收益(附註6、31)	(90,154)	(94,159)
At end of the year	於年終	756,723	776,426

(a) Government grants related to the acquisition of environmental protection and technology improvement equipment are recorded as deferred income and amortised in the consolidated income statement on a straight-line basis over the expected lives of the related assets.

(a) 與購買環保及技術改善設備有關的政府補助入賬為遞延收益並於相關資產預期年期內以直線法於合併利潤表內攤銷。

(b) Government grants related to the income tax credit from purchasing qualified equipment represented reduction in income tax granted to Baoji Fufeng, IM Fufeng, Hulunbeier Fufeng, Xinjiang Fufeng and Longjiang Fufeng on the purchase of certain qualified equipment. Such income tax credits are recognised in the consolidated income statement on a straight-line basis over the expected lives of the related assets.

(b) 與購買合資格設備所得稅抵免有關的政府補助指就購買若干合資格設備授予寶雞阜豐、內蒙古阜豐、呼倫貝爾阜豐、新疆阜豐及龍江阜豐的所得稅抵免。該等所得稅抵免於相關資產預期年期內以直線法於合併利潤表中確認。

NOTES TO THE CONSOLIDATED FINANCIAL STATEMENTS (Continued)

合併財務報表附註(續)

For the year ended 31 December 2022 截至二零二二年十二月三十一日止年度

29. DEFERRED INCOME TAX

Deferred income tax assets and liabilities are offset when there is a legally enforceable right to offset current income tax assets against current income tax liabilities and when the deferred income tax assets and liabilities relate to income taxed levied by the same taxation authority on either the taxable entity or different taxable entities where there is an intention to settle the balances on a net basis. The deferred income tax assets and liabilities are as follows:

29. 遞延所得稅

當具有將即期所得稅資產與即期所得稅負債抵銷的合法強制執行權，以及當遞延所得稅資產及負債與同一稅務機關就該應課稅實體或不同應課稅實體徵收的所得稅有關，而有關方面擬按淨額基準償付結餘時，遞延所得稅資產與負債將予抵銷。遞延所得稅資產及負債如下：

		2022 二零二二年 RMB'000 人民幣千元	2021 二零二一年 RMB'000 人民幣千元
Deferred income tax assets:	遞延所得稅資產：		
– Deferred income tax assets to be recovered after more than 12 months	– 將於超過十二個月後收回的遞延所得稅資產	109,408	113,020
– Deferred income tax assets to be recovered within 12 months	– 將於十二個月內收回的遞延所得稅資產	69,686	57,750
		179,094	170,770
Set-off of deferred income tax liabilities	抵銷遞延所得稅負債	(137,168)	(63,192)
		41,926	107,578
Deferred income tax liabilities:	遞延所得稅負債：		
– Deferred income tax liabilities to be settled after more than 12 months	– 將於超過十二個月後償付的遞延所得稅負債	(139,704)	(72,115)
– Deferred income tax liabilities to be settled within 12 months	– 將於十二個月內償付的遞延所得稅負債	(89,114)	(7,727)
		(228,818)	(79,842)
Set-off of deferred income tax assets	抵銷遞延所得稅資產	137,168	63,192
		(91,650)	(16,650)
Deferred income tax (liabilities)/assets, net	遞延所得稅(負債)/資產淨額	(49,724)	90,928

NOTES TO THE CONSOLIDATED FINANCIAL STATEMENTS (Continued)

合併財務報表附註(續)

For the year ended 31 December 2022 截至二零二二年十二月三十一日止年度

29. DEFERRED INCOME TAX (Continued)

The net movement on the deferred income tax account is as follows:

		2022 二零二二年 RMB'000 人民幣千元	2021 二零二一年 RMB'000 人民幣千元
Beginning balance of the year	年初結餘	90,928	96,703
Charged to consolidated income statement (Note 11)	自合併利潤表扣除(附註11)	(140,652)	(5,775)
Ending balance of the year	年終結餘	(49,724)	90,928

The movement in deferred income tax assets and liabilities during the year, without taking into consideration the offsetting of balances within the same tax jurisdiction, is as follows:

Deferred income tax assets:

29. 遞延所得稅(續)

遞延所得稅項賬目的淨額變動如下：

年內遞延所得稅資產及負債的變動(並無計及抵銷同一稅務司法權區的結餘)如下：

遞延所得稅資產：

		Unrealised profit 未變現溢利 RMB'000 人民幣千元	Deferred income 遞延收入 RMB'000 人民幣千元	Salary and staff welfare payables 應付薪金及員工福利 RMB'000 人民幣千元	Impairment losses 減值虧損 RMB'000 人民幣千元	Others 其他 RMB'000 人民幣千元	Total 總計 RMB'000 人民幣千元
At 1 January 2021	於二零二一年一月一日	855	111,754	33,847	26,336	1,672	174,464
(Charged)/credited to consolidated income statement	在合併利潤表(扣除)/貸計	1,377	(4,896)	(3,452)	3,675	(398)	(3,694)
At 31 December 2021	於二零二一年十二月三十一日	2,232	106,858	30,395	30,011	1,274	170,770
(Charged)/credited to consolidated income statement	在合併利潤表(扣除)/貸計	3,542	(893)	8,658	(3,635)	652	8,324
At 31 December 2022	於二零二二年十二月三十一日	5,774	105,965	39,053	26,376	1,926	179,094

NOTES TO THE CONSOLIDATED FINANCIAL STATEMENTS (Continued)
合併財務報表附註(續)

For the year ended 31 December 2022 截至二零二二年十二月三十一日止年度

29. DEFERRED INCOME TAX (Continued)

Deferred income tax assets are recognised to the extent that the realisation of the related tax benefit through future taxable profit is probable. The Group did not recognise deferred income tax assets in respect of tax losses amounting to RMB7,809,000 as at 31 December 2022 (2021: RMB169,065,000) that can be carried forward to offset against future taxable income, because it was uncertain whether there would be sufficient profit to offset in the near future. As at 31 December 2022 and 2021, the expiry date of such tax losses is as follows:

29. 遞延所得稅(續)

倘有可能透過日後應課稅溢利變現相關稅項利益，則會確認遞延所得稅資產。於二零二二年十二月三十一日，本集團並無就可結轉以抵銷未來應課稅收入的稅項虧損人民幣7,809,000元(二零二一年：人民幣169,065,000元)確認遞延所得稅資產，原因是尚未肯定不久將來會否有足夠溢利抵銷有關虧損。於二零二二年及二零二一年十二月三十一日，有關稅項虧損到期日如下：

Expiry date 到期日		2022 二零二二年 RMB'000 人民幣千元	2021 二零二一年 RMB'000 人民幣千元
2022	二零二二年	-	1,114
2023	二零二三年	639	639
2024	二零二四年	379	1,694
2025	二零二五年	1,955	1,955
2026	二零二六年	2,527	4,255
2027	二零二七年	2,309	-
2029	二零二九年	-	19,663
2030	二零三零年	-	139,745
		7,809	169,065

NOTES TO THE CONSOLIDATED FINANCIAL STATEMENTS (Continued)

合併財務報表附註(續)

For the year ended 31 December 2022 截至二零二二年十二月三十一日止年度

29. DEFERRED INCOME TAX (Continued)

Deferred income tax liabilities:

		Capitalisation of borrowing costs	Withholding tax on unremitted earnings of certain subsidiaries	Lump-sum deduction of depreciation difference	Total
		資本化 借貸成本	若干附屬公司 未過賬盈利之 預扣稅	一次性扣除 折舊差額	總計
		RMB'000 人民幣千元	RMB'000 人民幣千元	RMB'000 人民幣千元	RMB'000 人民幣千元
At 1 January 2021	於二零二一年一月一日	235	26,650	50,876	77,761
(Credited)/charged to consolidated income statement	在合併利潤表 (貸計)/扣除	(75)	(10,000)	12,156	2,081
At 31 December 2021	於二零二一年 十二月三十一日	160	16,650	63,032	79,842
(Credited)/charged to consolidated income statement	在合併利潤表 (貸計)/扣除	(137)	75,000	74,113	148,976
At 31 December 2022	於二零二二年 十二月三十一日	23	91,650	137,145	228,818

According to the corporate income tax law, starting from 1 January 2008, a 10% withholding tax will be levied on the immediate holding companies established outside the PRC when their PRC subsidiaries declare dividends out of their profits earned after 1 January 2008. A lower withholding tax rate of 5% may be applied if there is a tax treaty arrangement between the PRC and the jurisdiction of the foreign immediate holding companies, including those incorporated in Hong Kong.

29. 遞延所得稅(續)

遞延所得稅負債：

根據企業所得稅法，自二零零八年一月一日起，當中國大陸以外地點成立的直接控股公司之中國附屬公司於二零零八年一月一日後自所賺取溢利中宣派股息，將對該等直接控股公司徵收10%預扣稅。倘中國與外國直接控股公司(包括於香港註冊成立的公司)所屬司法權區之間訂有稅務優惠安排，則可按較低的預扣稅稅率5%繳稅。

NOTES TO THE CONSOLIDATED FINANCIAL STATEMENTS (Continued) 合併財務報表附註(續)

For the year ended 31 December 2022 截至二零二二年十二月三十一日止年度

29. DEFERRED INCOME TAX (Continued)

Such withholding tax is recorded under deferred income tax. During the year ended 31 December 2018, Trans-Asia, a subsidiary of the Company, acquired qualification for the lower tax rate of 5% for dividends received from its subsidiaries in mainland China. During the Year, Full Profit, another subsidiary of the Company, acquired qualification for the lower tax rate of 5% for dividends received from its subsidiaries in mainland China. The qualification of lower tax rate is subject to renewal for each three years interval. The Group revised its estimate of Trans-Asia and Full Profit for the accrual based on 5% instead of 10% while the withholding tax rate for other subsidiaries in Hong Kong were based on 10%. During the Year, withholding tax of RMB75,000,000 has been provided as the Group expects Mainland China subsidiaries to distribute the retained earnings of RMB1,500,000,000 as at 31 December 2022 (2021: nil) in the foreseeable future.

Deferred income tax liabilities as at 31 December 2022 of RMB470,898,000 (2021: RMB685,750,000) have not been recognised for the withholding tax that would be payable on the unremitted earnings of the subsidiaries in the PRC, totalling RMB7,595,248,000 (2021: RMB11,282,040,000). Management currently has no intention to remit those earnings in the foreseeable future.

29. 遞延所得稅(續)

此預扣稅記於遞延所得稅中。截至二零一八年十二月三十一日止年度，本公司附屬公司環亞自中國大陸附屬公司收取的股息享有較低的5%稅率繳稅的資格。於本年度，本公司另一間附屬公司豐盈自中國大陸附屬公司收取的股息享有較低的5%稅率繳稅的資格。較低稅率資格須每隔三年予以重續。本集團修改對環亞及豐盈的預估，從10%調整至5%，而其他香港附屬公司的預扣稅率為10%。於本年度，由於本集團預期中國大陸附屬公司於可見未來分派於二零二二年十二月三十一日的保留收益人民幣1,500,000,000元(二零二一年：無)，故計提預扣稅撥備人民幣75,000,000元。

並未就中國附屬公司的未匯出盈利而應付的預扣稅合共人民幣7,595,248,000元(二零二一年：人民幣11,282,040,000元)於二零二二年十二月三十一日確認遞延所得稅負債人民幣470,898,000元(二零二一年：人民幣685,750,000元)。管理層目前無意於可預見未來匯出該等盈利。

NOTES TO THE CONSOLIDATED FINANCIAL STATEMENTS (Continued)

合併財務報表附註(續)

For the year ended 31 December 2022 截至二零二二年十二月三十一日止年度

30. DIVIDENDS

		2022 二零二二年 RMB'000 人民幣千元	2021 二零二一年 RMB'000 人民幣千元
Interim, paid	已付中期股息	810,067	206,712
Final	末期股息	734,807	240,765
		1,544,874	447,477

The final dividends paid in 2022 amounted to HKD296,436,000 (equivalent to RMB253,301,000) (2021: HKD103,879,000 (equivalent to RMB86,036,000)), representing HK11.70 cents (equivalent to RMB10.00 cents) (2021: HK4.10 cents (equivalent to RMB3.40 cents)) per ordinary share of the Company. The difference between the proposed and paid final dividends was due to the impact of exchange rate fluctuation.

At a meeting held on 30 March 2023, the Board proposed a final dividend of HKD735,422,000 (equivalent to RMB643,789,000) (2021: HKD296,436,000 (equivalent to RMB240,765,000)), representing HK29.0 cents (equivalent to RMB25.4 cents) (2021: HK11.7 cents (equivalent to RMB9.5 cents)) per share and a special final dividend of HKD103,974,000 (equivalent to RMB91,018,000) representing HK4.1 cents (equivalent to RMB3.6 cents) per share to be distributed from the retained earnings account. The amount of final dividend and special final dividend are calculated based on 2,535,939,037 Shares in issued as at 30 March 2023. These proposed dividends are subject to the approval by the Shareholders at the annual general meeting of the Company and are not reflected as a dividend payable in these consolidated financial statements, but will be reflected as an appropriation from the retained earnings account for the year ending 31 December 2023.

30. 股息

二零二二年支付的末期股息為296,436,000港元(相當於人民幣253,301,000元)(二零二一年:103,879,000港元(相當於人民幣86,036,000元))，即本公司每股普通股11.70港仙(相當於人民幣10.00分)(二零二一年:4.10港仙(相當於人民幣3.40分))。擬付和已付末期股息的差異是由於匯率波動影響所致。

於二零二三年三月三十日舉行的會議上，董事會建議從保留收益賬中分派末期股息735,422,000港元(相當於人民幣643,789,000元)(二零二一年:296,436,000港元(相當於人民幣240,765,000元))，即每股29.0港仙(相當於人民幣25.4分)(二零二一年:11.7港仙(相當於人民幣9.5分))及特別末期股息103,974,000港元(相當於人民幣91,018,000元)，即每股4.1港仙(相當於人民幣3.6分)。末期股息及特別末期股息的金額以截至二零二三年三月三十日已發行2,535,939,037股股份計算。該等擬派股息須待股東於本公司股東週年大會上批准方可作實，且並無於該等合併財務報表列作應付股息，惟將就截至二零二三年十二月三十一日止年度列作保留收益賬分配。

NOTES TO THE CONSOLIDATED FINANCIAL STATEMENTS (Continued)

合併財務報表附註(續)

For the year ended 31 December 2022 截至二零二二年十二月三十一日止年度

31. CASH GENERATED FROM OPERATIONS

(a) Cash generated from operations

31. 經營業務所得現金

(a) 經營業務所得現金

		2022	2021
		二零二二年	二零二一年
		RMB'000	RMB'000
		人民幣千元	人民幣千元
Profit before income tax	除所得稅前溢利	4,860,309	1,515,974
Adjustments for:	就下列項目作出調整：		
- Provision for inventory write-down (Note 20)	- 存貨撇減撥備(附註20)	36,159	33,267
- Reversal of/(provision for) impairment losses on financial assets	- 金融資產減值虧損撥回/(撥備)	(11,158)	66,709
- Net provision for safety production fee	- 安全生產費用撥備淨額	-	3,822
- Impairment charge for property, plant and equipment	- 物業、廠房及設備減值支出	4,604	-
- Impairment charge for an investment accounted for using equity method	- 使用權益法列賬的一項投資之減值支出	7,483	-
- Depreciation of property, plant and equipment (Note 14)	- 物業、廠房及設備折舊(附註14)	1,131,467	1,218,002
- Depreciation of right-of-use assets (Note 15)	- 使用權資產折舊(附註15)	21,170	19,752
- Amortisation of intangible assets (Note 16)	- 攤銷無形資產(附註16)	6,724	7,103
- Amortisation of deferred income (Note 28)	- 攤銷遞延收入(附註28)	(90,154)	(94,159)
- Investment (gains)/losses on derivative financial instruments (Note 7)	- 衍生金融工具投資(利得)/損失(附註7)	(123,449)	49,661
- Share of net loss of associates (Note 13)	- 應佔聯營公司虧損淨額(附註13)	1,274	10,218
- Loss on disposal of property, plant and equipment - net (Note 7)	- 出售物業、廠房及設備虧損淨額(附註7)	11,532	1,589
- Employee share option schemes (Note 9)	- 僱員購股權計劃(附註9)	785	(2,399)
- Interest income (Note 10)	- 利息收入(附註10)	(100,770)	(36,271)
- Interest expenses (Note 10)	- 利息開支(附註10)	238,504	172,712
- Net foreign exchange gains (Notes 7, 10)	- 匯兌收益淨額(附註7、10)	(169,359)	(43,575)
Changes in working capital:	營運資金變動：		
- Inventories	- 存貨	(1,289,566)	(845,006)
- Trade, other receivables and prepayments	- 應收貿易賬款、其他應收款項及預付款項	(117,130)	545,162
- Restricted bank deposits	- 受限制銀行存款	(38,371)	(3,000)
- Trade, other payables and accruals	- 應付貿易賬款、其他應付款項及應計費用	65,708	318,815
- Contract liabilities	- 合約負債	100,523	180,761
Cash generated from operations	經營業務所得現金	4,546,285	3,119,137

NOTES TO THE CONSOLIDATED FINANCIAL STATEMENTS (Continued)

合併財務報表附註(續)

For the year ended 31 December 2022 截至二零二二年十二月三十一日止年度

31. CASH GENERATED FROM OPERATIONS

(Continued)

(b) Proceeds from disposal of property, plant and equipment

		2022 二零二二年 RMB'000 人民幣千元	2021 二零二一年 RMB'000 人民幣千元
Net book amount for disposals (Note 14)	出售的賬面淨值(附註14)	19,568	2,378
Loss on disposal of property, plant and equipment – net (Note 7)	出售物業、廠房及設備虧損－淨額 (附註7)	(11,532)	(1,589)
Proceeds from disposal of property, plant and equipment	出售物業、廠房及設備所得款項	8,036	789

(c) Major non-cash transactions

During the Year, notes receivable with amount of RMB324,341,000 (2021: RMB420,386,000) have been endorsed to the suppliers for purchasing property, plant and equipment.

31. 經營業務所得現金(續)

(b) 出售物業、廠房及設備所得款項

		2022 二零二二年 RMB'000 人民幣千元	2021 二零二一年 RMB'000 人民幣千元
Net book amount for disposals (Note 14)	出售的賬面淨值(附註14)	19,568	2,378
Loss on disposal of property, plant and equipment – net (Note 7)	出售物業、廠房及設備虧損－淨額 (附註7)	(11,532)	(1,589)
Proceeds from disposal of property, plant and equipment	出售物業、廠房及設備所得款項	8,036	789

(c) 主要非現金交易

於本年度，金額為人民幣324,341,000元(二零二一年：人民幣420,386,000元)的應收票據已背書予供應商，用於購買物業、廠房及設備。

NOTES TO THE CONSOLIDATED FINANCIAL STATEMENTS (Continued) 合併財務報表附註(續)

For the year ended 31 December 2022 截至二零二二年十二月三十一日止年度

31. CASH GENERATED FROM OPERATIONS

(Continued)

(d) Reconciliation of liabilities from financing activities

This section sets out an analysis of liabilities from financing activities and the related movements for the years ended 31 December 2022 and 2021:

31. 經營業務所得現金(續)

(d) 融資活動負債對賬

本節載列截至二零二二年及二零二一年十二月三十一日止年度的融資活動負債及相關變動分析：

		Borrowings due within 1 year	Borrowings due after 1 year	Lease liabilities	Other payables	Total
		於一年內 到期借款	於一年後 到期借款	租賃負債	其他應付款項	總計
		RMB'000	RMB'000	RMB'000	RMB'000	RMB'000
		人民幣千元	人民幣千元	人民幣千元	人民幣千元	人民幣千元
At 31 December 2020	於二零二零年 十二月三十一日	3,008,801	464,427	419	66,461	3,540,108
Cash flows	現金流量					
- Inflow from financing activities	- 融資活動現金流入	2,712,584	2,538,468	-	-	5,251,052
- Outflow from financing activities	- 融資活動現金流出	(4,405,652)	(26,980)	(702)	-	(4,433,334)
Foreign exchange adjustments	外匯調整	(17,079)	(64,135)	-	-	(81,214)
Other movements	其他變動					
- Reclassification	- 重新分類	415,900	(415,900)	-	-	-
- Amortisation of borrowing costs	- 借款成本攤銷	7,700	8,910	-	3,487	20,097
- New leases	- 新租賃	-	-	2,260	-	2,260
At 31 December 2021	於二零二一年 十二月三十一日	1,722,254	2,504,790	1,977	69,948	4,298,969
Cash flows	現金流量					
- Inflow from financing activities	- 融資活動現金流入	7,133,247	600,000	-	-	7,733,247
- Outflow from financing activities	- 融資活動現金流出	(3,534,265)	(2,743,634)	(772)	-	(6,278,671)
Foreign exchange adjustments	外匯調整	30,690	192,354	-	-	223,044
Other movements	其他變動					
- Reclassification	- 重新分類	14,500	(14,500)	-	-	-
- Amortisation of borrowing costs	- 借款成本攤銷	2,149	45,490	-	3,670	51,309
- New leases	- 新租賃	-	-	128	-	128
- Increase in future finance charges on leases	- 有關租賃的日後財務支出增加	-	-	71	-	71
- Interest expenses	- 利息開支	120,210	66,914	-	-	187,124
- Interest payments (presented as operating cash flows)	- 利息付款(呈列為經營現金流量)	(115,056)	(65,694)	-	-	(180,750)
- Others	- 其他	903	246	-	-	1,149
At 31 December 2022	於二零二二年 十二月三十一日	5,374,632	585,966	1,404	73,618	6,035,620

NOTES TO THE CONSOLIDATED FINANCIAL STATEMENTS (Continued)

合併財務報表附註(續)

For the year ended 31 December 2022 截至二零二二年十二月三十一日止年度

32. COMMITMENTS

Capital commitments

Capital expenditure contracted for at the end of the year but not yet incurred was as follows:

	2022 二零二二年 RMB'000 人民幣千元	2021 二零二一年 RMB'000 人民幣千元
Purchase of property, plant and equipment 購買物業、廠房及設備 – Contracted but not yet incurred 一已訂約但仍未產生	114,592	26,182
Purchase of leasehold land-use right 購買租賃土地使用權 – Contracted but not yet incurred 一已訂約但仍未產生	-	34,860

33. RELATED PARTY TRANSACTIONS AND BALANCES

Mr. Li Xuechun is the controlling shareholder of the Group. The entities controlled by close family members of the controlling shareholder are regarded as related parties.

(a) Transactions with related parties

The following transactions occurred with related parties:

	2022 二零二二年 RMB'000 人民幣千元	2021 二零二一年 RMB'000 人民幣千元
Sale of products to an associate of the Group 向本集團聯營公司出售產品	969	-
Purchase of products from an associate of the Group 向本集團聯營公司購買產品	5,717	8,291
Interest charged from an associate of the Group 向本集團聯營公司收取利息	565	311

The above related party transactions were conducted with the associate RuiXin.

32. 承諾

資本承諾

於年終已訂約但仍未產生的資本開支如下：

33. 關連方交易及結餘

李學純先生為本集團控股股東。控股股東緊密家庭成員控制的實體被視為關連方。

(a) 與關連方的交易

與關連方進行以下交易：

上述關連方交易均與聯營公司瑞信進行。

NOTES TO THE CONSOLIDATED FINANCIAL STATEMENTS (Continued) 合併財務報表附註(續)

For the year ended 31 December 2022 截至二零二二年十二月三十一日止年度

33. RELATED PARTY TRANSACTIONS AND BALANCES (Continued)

(b) Key management compensation

		2022 二零二二年 RMB'000 人民幣千元	2021 二零二一年 RMB'000 人民幣千元
Salaries and allowances	薪金及津貼	19,976	19,273
Pension costs – defined contribution plan	退休金成本 – 定額供款計劃	799	882
Share options granted to key management (Note 9)	向主要管理層授出的購股權 (附註9)	785	(2,399)
		21,560	17,756

(c) Year-end balances with related parties

The following balances are outstanding at the end of the reporting period in relation to transactions with related parties:

Loans due from a related party

		2022 二零二二年 RMB'000 人民幣千元	2021 二零二一年 RMB'000 人民幣千元
– Loans to an associate of the Group – 向本集團一間聯營公司提供貸款			
Beginning of the year	年初	5,008	–
Loans advanced	墊付貸款	12,000	14,510
Loan repayments received	已收貸款還款	(6,342)	(9,510)
Interest charged	利息支出	565	311
Interest received	已收利息	(573)	(303)
End of year		10,658	5,008

The balance with related party was unsecured, repayable within one year and the annual interest rate is 3.80%.

(d) Terms and conditions

Transactions conducted with related parties were based on the price lists in force and terms that would be available to third parties.

33. 關連方交易及結餘(續)

(b) 主要管理層酬金

		2022 二零二二年 RMB'000 人民幣千元	2021 二零二一年 RMB'000 人民幣千元
Salaries and allowances	薪金及津貼	19,976	19,273
Pension costs – defined contribution plan	退休金成本 – 定額供款計劃	799	882
Share options granted to key management (Note 9)	向主要管理層授出的購股權 (附註9)	785	(2,399)
		21,560	17,756

(c) 與關連方的年終結餘

以下有關與關連方交易的結餘於報告期末尚未償付：

應收一名關連方貸款

		2022 二零二二年 RMB'000 人民幣千元	2021 二零二一年 RMB'000 人民幣千元
– Loans to an associate of the Group – 向本集團一間聯營公司提供貸款			
Beginning of the year	年初	5,008	–
Loans advanced	墊付貸款	12,000	14,510
Loan repayments received	已收貸款還款	(6,342)	(9,510)
Interest charged	利息支出	565	311
Interest received	已收利息	(573)	(303)
End of year		10,658	5,008

與關連方結餘為無抵押，須於一年內償還及按年利率3.80%計息。

(d) 條款及條件

與關連方進行的交易乃根據有效的價格清單以及第三方可獲得的條款進行。

NOTES TO THE CONSOLIDATED FINANCIAL STATEMENTS (Continued)

合併財務報表附註(續)

For the year ended 31 December 2022 截至二零二二年十二月三十一日止年度

34. EVENTS AFTER THE BALANCE SHEET DATE

- (a) During the Year, the Group entered into a development agreement (“Development Agreement”) with the City of Grand Forks, North Dakota, U.S. (“City”) to build a factory to produce animal nutrition products.

On 6 February 2023, the City Council of the City voted to terminate the Development Agreement (“Termination”). At the date of this report, the City has not issued a termination notice stating their reason as required by the Development Agreement. The City Council has expressed in their meetings and to the media that it is preparing to claim for preliminary expenses stipulated in the Development Agreement on Termination from the Group against a previously issued Letter of Credit to a maximum amount of USD5.0 million.

A supplier to the project is entitled to claim between USD3.6 million and USD4.5 million from the Group for preliminary expenses incurred should there be any termination.

The Group is working to resolve the issue and further information will be provided if necessary.

- (b) Details of the final dividend proposed are described in Note 30.

Save as disclosed above, no significant event of the Group that occurred after the balance sheet date.

34. 結算日後事項

- (a) 於本年度，本集團與美國北達科他州大福克斯市（「該市」）訂立開發協議（「開發協議」），以建造一間生產動物營養產品的工廠。

於二零二三年二月六日，該市的市議會投票決定終止開發協議（「終止」）。於本報告日期，該市尚未按照開發協議要求發出終止通知，說明其原因。市議會在會議上及向媒體表示，其準備就先前發出的信用證向本集團索賠，要求支付開發協議中所規定有關終止的初步費用，最高金額為5,000,000美元。

如有終止，該項目的供應商有權就已產生的初步費用向本集團索賠3,600,000美元至4,500,000美元。

本集團正努力解決該問題，如有需要，將提供進一步資料。

- (b) 建議派發末期股息詳情載於附註30。

除上文所披露者外，本集團於結算日後並無發生重大事項。

NOTES TO THE CONSOLIDATED FINANCIAL STATEMENTS (Continued)
合併財務報表附註(續)

For the year ended 31 December 2022 截至二零二二年十二月三十一日止年度

35. BALANCE SHEET AND RESERVE MOVEMENT OF THE COMPANY

Balance sheet of the Company

35. 本公司資產負債表及儲備變動

本公司資產負債表

		As at 31 December	
		於十二月三十一日	
		2022	2021
		二零二二年	二零二一年
		RMB'000	RMB'000
		人民幣千元	人民幣千元
ASSETS	資產		
Non-current assets	非流動資產		
Property, plant and equipment	物業、廠房及設備	18	27
Investment in subsidiaries	於附屬公司的投資	460,066	460,066
Right-of-use assets	使用權資產	1,038	1,534
		461,122	461,627
Total non-current assets	非流動資產總值		
Current assets	流動資產		
Loans to subsidiaries	給予附屬公司的貸款	3,101,761	1,882,955
Due from subsidiaries	應收附屬公司款項	6,037,878	1,159,825
Deposits and other receivables	按金及其他應收款項	523	627
Cash and cash equivalents	現金及現金等值物	351,197	208,168
		9,491,359	3,251,575
Total current assets	流動資產總值		
Total assets	資產總值	9,952,481	3,713,202
EQUITY	權益		
Capital and reserves attributable to the shareholders	股東應佔股本及儲備		
Share capital	股本	243,460	243,261
Share premium	股份溢價	266,285	259,434
Other reserves	其他儲備	14,766	13,981
Retained earnings	保留收益	5,637,871	283,940
		6,162,382	800,616
Total equity	權益總值		

NOTES TO THE CONSOLIDATED FINANCIAL STATEMENTS (Continued)

合併財務報表附註(續)

For the year ended 31 December 2022 截至二零二二年十二月三十一日止年度

35. BALANCE SHEET AND RESERVE MOVEMENT OF THE COMPANY (Continued)

Balance sheet of the Company (Continued)

35. 本公司資產負債表及儲備變動(續)

本公司資產負債表(續)

		As at 31 December 於十二月三十一日	
		2022 二零二二年 RMB'000 人民幣千元	2021 二零二一年 RMB'000 人民幣千元
	Note 附註		
LIABILITIES	負債		
Non-current liabilities	非流動負債		
Borrowings	借貸	-	2,504,790
Lease liabilities	租賃負債	398	922
Derivative financial instruments	衍生金融工具	-	90,370
Total non-current liabilities	非流動負債總值	398	2,596,082
Current liabilities	流動負債		
Borrowings	借貸	-	222,275
Due to subsidiaries	應付附屬公司款項	3,765,484	44,552
Lease liabilities	租賃負債	648	622
Derivative financial instruments	衍生金融工具	-	26,084
Other payables and accruals	其他應付款項及應計費用	23,569	22,971
Total current liabilities	流動負債總值	3,789,701	316,504
Total liabilities	負債總額	3,790,099	2,912,586
Total equity and liabilities	權益及負債總額	9,952,481	3,713,202

NOTES TO THE CONSOLIDATED FINANCIAL STATEMENTS (Continued) 合併財務報表附註(續)

For the year ended 31 December 2022 截至二零二二年十二月三十一日止年度

35. BALANCE SHEET AND RESERVE MOVEMENT OF THE COMPANY (Continued)

(a) Reserve movement of the Company

		(Accumulated losses)/ retained earnings	Other reserves*
		(累計虧損) / 保留收益	其他儲備*
		RMB'000	RMB'000
		人民幣千元	人民幣千元
At 1 January 2021	於二零二一年一月一日	(27,481)	20,790
Profit for the year	年內溢利	513,723	-
Dividend	股息	(206,712)	-
Employee share option schemes:	僱員購股權計劃：		
- Value of employee services	- 僱員服務價值	-	(2,399)
- Expiry of options issued	- 已發行購股權屆滿	4,410	(4,410)
At 31 December 2021	於二零二一年十二月三十一日	283,940	13,981
Profit for the year	年內溢利	6,404,763	-
Dividend	股息	(1,050,832)	-
Employee share option schemes:	僱員購股權計劃：		
- Value of employee services	- 僱員服務價值	-	785
At 31 December 2022	於二零二二年十二月三十一日	5,637,871	14,766

* Other reserves represent Share-based payment reserve (Note 24).

* 其他儲備為股份付款儲備(附註24)。

35. 本公司資產負債表及儲備變動(續)

(a) 本公司儲備變動

NOTES TO THE CONSOLIDATED FINANCIAL STATEMENTS (Continued)

合併財務報表附註(續)

For the year ended 31 December 2022 截至二零二二年十二月三十一日止年度

36. BENEFITS AND INTERESTS OF DIRECTORS

(a) Directors' and chief executive's emoluments

The emoluments of every Director for the years ended 31 December 2022 and 2021 are set out as below:

Name of Director 董事姓名	2022 二零二二年					Employer's contribution to pension scheme 僱主向退休金計劃的供款	Total 總計
	Fees 袍金	Salary 薪金	Discretionary bonus 酌情花紅	Other benefits 其他福利			
	RMB'000 人民幣千元	RMB'000 人民幣千元	RMB'000 人民幣千元	RMB'000 人民幣千元	RMB'000 人民幣千元	RMB'000 人民幣千元	RMB'000 人民幣千元
<i>Executive Directors:</i>	<i>執行董事：</i>						
Li, Xuechun	李學純	-	4,399	1,013	-	15	5,427
Li, Deheng	李德衡	-	1,940	-	-	60	2,000
Li, Guangyu	李廣玉	-	788	-	-	60	848
<i>Independent Non-executive Directors:</i>	<i>獨立非執行董事：</i>						
Lau, Chung Wai	劉仲緯	155	-	-	-	-	155
Li, Ming (i)	李銘(i)	119	-	-	-	-	119
Zhang, Youming (ii)	張友明(ii)	100	-	-	-	-	100
Xu, Zhenghong (v)	許正宏(v)	-	-	-	-	-	-
		374	7,127	1,013	-	135	8,649

36. 董事福利及權益

(a) 董事及最高行政人員酬金

於截至二零二二年及二零二一年十二月三十一日止年度，每名董事的酬金載列如下：

NOTES TO THE CONSOLIDATED FINANCIAL STATEMENTS (Continued)
合併財務報表附註(續)

For the year ended 31 December 2022 截至二零二二年十二月三十一日止年度

36. BENEFITS AND INTERESTS OF DIRECTORS

(Continued)

(a) Directors' and chief executive's emoluments

(Continued)

Name of Director	Fees	Salary	Discretionary bonus	Other benefits	Employer's contribution to pension scheme	Total
董事姓名	RMB'000 人民幣千元	RMB'000 人民幣千元	RMB'000 人民幣千元	RMB'000 人民幣千元	RMB'000 人民幣千元	RMB'000 人民幣千元
<i>Executive Directors:</i> 執行董事:						
Li, Xuechun	-	4,037	-	-	15	4,052
Su, Zhenhong (iii)	-	2,314	-	-	50	2,364
Li, Deheng	-	1,647	-	-	60	1,707
Li, Guangyu	-	667	-	-	60	727
<i>Independent Non-executive Directors:</i> 獨立非執行董事:						
Lau, Chung Wai	149	-	-	-	-	149
Zheng, Yu (iv)	50	-	-	-	-	50
Zhang, Youming (ii)	67	-	-	-	-	67
Xu, Zhenghong (v)	-	-	-	-	-	-
	266	8,665	-	-	185	9,116

- (i) Appointed on 1 April 2022
- (ii) Appointed on 1 April 2021
- (iii) Appointed on 15 June 2021 and resigned on 25 December 2021
- (iv) Resigned on 1 April 2021
- (v) Resigned on 1 April 2022

Discretionary bonus is determined based on the performance of Directors.

No payment was made to Directors as retirement benefits during the years ended 31 December 2022 and 2021.

No payment was made to Directors as compensation for the early termination of the appointment during the years ended 31 December 2022 and 2021.

36. 董事福利及權益(續)

(a) 董事及最高行政人員酬金(續)

2021
二零二一年

Employer's contribution to pension scheme
僱主向退休金計劃的供款

總計

- (i) 於二零二二年四月一日獲委任
- (ii) 於二零二一年四月一日獲委任
- (iii) 於二零二一年六月十五日獲委任及於二零二一年十二月二十五日辭任
- (iv) 於二零二一年四月一日辭任
- (v) 於二零二二年四月一日辭任

酌情花紅乃根據董事的表現釐定。

截至二零二二年及二零二一年十二月三十一日止年度，概無向董事作出付款以作為退任福利。

截至二零二二年及二零二一年十二月三十一日止年度，概無向董事作出付款以作為提早終止委任的補償。

NOTES TO THE CONSOLIDATED FINANCIAL STATEMENTS (Continued)

合併財務報表附註(續)

For the year ended 31 December 2022 截至二零二二年十二月三十一日止年度

36. BENEFITS AND INTERESTS OF DIRECTORS

(Continued)

(a) Directors' and chief executive's emoluments

(Continued)

No payment was made to the any third parties for making available Directors' services during the years ended 31 December 2022 and 2021.

There were no loans, quasi-loans and other dealings in favour of Directors, controlled bodies corporate by and connected entities with such directors during the years ended 31 December 2022 and 2021.

No Director waived or agreed to waive any remuneration for the year ended 31 December 2022 and 2021.

(b) Directors' material interests in transactions, arrangements or contracts

No significant transactions, arrangements and contracts in relation to the Group's business to which the Company was a party and in which a Director had a material interest, whether directly or indirectly, subsisted at the end of the year or at any time during the year.

37. SUBSIDIARIES

As at 31 December 2022, the Company had direct and indirect interests in the following wholly-owned subsidiaries:

Name 名稱	Place of incorporation and kind of legal entity 註冊成立地點及法人實體類別	Paid-up capital 已繳股本	Principal activities & place of operation 主要業務及營業地點
Directly held: 直接持有：			
Acquest Honour	BVI, limited liability company	USD2	Investment holding in BVI
Acquest Honour	英屬處女群島，有限責任公司	2美元	於英屬處女群島的投資控股
Shenhua Health Holdings Limited 神華維康控股有限公司	Cayman Islands, limited liability company 開曼群島，有限責任公司	USD1 1美元	Investment holding in Cayman Islands 於開曼群島的投資控股

36. 董事福利及權益(續)

(a) 董事及最高行政人員酬金(續)

截至二零二二年及二零二一年十二月三十一日止年度，概無就獲得董事服務向任何第三方作出付款。

截至二零二二年及二零二一年十二月三十一日止年度，概無有關以董事、該董事的受控制法團及關連實體為受益人的貸款、準貸款及其他交易。

概無董事放棄或同意放棄截至二零二二年及二零二一年十二月三十一日止年度的任何薪酬。

(b) 董事於交易、安排或合約的重大權益

於年底或年內任何時間概無本公司所訂立有關本集團業務且董事於其中直接或間接擁有重大權益的重大交易、安排及合約存續。

37. 附屬公司

於二零二二年十二月三十一日，本公司於以下全資附屬公司擁有直接及間接權益：

NOTES TO THE CONSOLIDATED FINANCIAL STATEMENTS *(Continued)*

合併財務報表附註 *(續)*

For the year ended 31 December 2022 截至二零二二年十二月三十一日止年度

37. SUBSIDIARIES *(Continued)*

37. 附屬公司 *(續)*

Name 名稱	Place of incorporation and kind of legal entity 註冊成立地點及法人實體類別	Paid-up capital 已繳股本	Principal activities & place of operation 主要業務及營業地點
Indirectly held: 間接持有：			
Absolute Divine Absolute Divine	BVI, limited liability company 英屬處女群島，有限責任公司	USD1 1 美元	Investment holding in BVI 於英屬處女群島的投資控股
Baoji Fufeng 寶雞阜豐	PRC, limited liability company 中國，有限責任公司	HKD250,000,000 250,000,000 港元	Manufacture and sales of glutamic acid, MSG, corn refined products, fertilisers and other related products in the PRC 在中國製造及銷售谷氨酸、味精、玉米提煉產品、肥料及其他相關產品
Beijing Huijinhuaying Commercial Co., Ltd. 北京匯金華瀛商貿有限公司	PRC, limited liability company 中國，有限責任公司	RMB21,000,000 人民幣 21,000,000 元	Own and operate self-used office building 擁有及經營自用的辦公大樓
Expand Base Expand Base	BVI, limited liability company 英屬處女群島，有限責任公司	USD1 1 美元	Investment holding in BVI 於英屬處女群島的投資控股
First Biotech Inc. First Biotech Inc.	US, limited liability company 美國，有限責任公司	USD100,000 100,000 美元	Sales of biological products in the US 在美國銷售生物產品
Fufeng (Hong Kong) Import and Export Co., Ltd. 阜豐(香港)進出口有限公司	Hong Kong, limited liability company 香港，有限責任公司	HKD2 2 港元	Sales of MSG and other related products abroad 在海外銷售味精及其他相關產品
Fufeng International Trade (Hong Kong) Limited 阜豐國際貿易(香港)有限公司	Hong Kong, limited liability company 香港，有限責任公司	HKD2 2 港元	Investment holding in Hong Kong 於香港的投資控股
Fufeng Marketing Co., Ltd. 阜豐營銷有限公司	PRC, limited liability company 中國，有限責任公司	RMB220,000,000 人民幣 220,000,000 元	Sales of MSG and other related products in the PRC 在中國銷售味精及其他相關產品
Fufeng Singapore Fufeng Singapore	Singapore, limited liability company 新加坡，有限責任公司	SGD1,300,000 1,300,000 新加坡元	Sales of MSG and other related products in the Southeast Asia 在東南亞銷售味精及其他相關產品

NOTES TO THE CONSOLIDATED FINANCIAL STATEMENTS (Continued)

合併財務報表附註(續)

For the year ended 31 December 2022 截至二零二二年十二月三十一日止年度

37. SUBSIDIARIES (Continued)

37. 附屬公司(續)

Name 名稱	Place of incorporation and kind of legal entity 註冊成立地點及法人實體類別	Paid-up capital 已繳股本	Principal activities & place of operation 主要業務及營業地點
Fufeng USA Fufeng USA	US, limited liability company 美國·有限責任公司	USD100,000 100,000美元	Sales of biological products in the US 在美國銷售生物產品
Fufeng USA Holdings Limited Fufeng USA Holdings Limited	Hong Kong, limited liability company 香港·有限責任公司	HKD2 2港元	Investment holding in Hong Kong 於香港的投資控股
Full Health (Hong Kong) Limited 康滿(香港)有限公司	Hong Kong, limited liability company 香港·有限責任公司	HKD100 100港元	Investment holding in Hong Kong 於香港的投資控股
Full Health Global Limited Full Health Global Limited	BVI, limited liability company 英屬處女群島·有限責任公司	USD100 100美元	Investment holding in BVI 於英屬處女群島的投資控股
Full Profit 豐盈	Hong Kong, limited liability company 香港·有限責任公司	HKD2 2港元	Investment holding in Hong Kong 於香港的投資控股
Golden Fufeng Fertiliser Co., Ltd. 金阜豐肥業有限公司	PRC, limited liability company 中國·有限責任公司	RMB0 人民幣0元	Does not carry out any business activities currently 目前並無開展任何業務活動
Hulunbeier Fufeng 呼倫貝爾阜豐	PRC, limited liability company 中國·有限責任公司	RMB1,000,000,000 人民幣1,000,000,000元	Manufacture and sales of starch, starch sweeteners, amino acids, MSG, glutamic acid, fertilisers and other related products in the PRC 在中國製造及銷售澱粉、澱粉甜味劑、 氨基酸、味精、谷氨酸、肥料及其他 相關產品
Hulunbeier Shengmin Agricultural Development Co., Ltd. 呼倫貝爾市晟民農業開發有限責任公司	PRC, limited liability company 中國·有限責任公司	RMB10,000,000 人民幣10,000,000元	Does not carry out any business activities currently 目前並無開展任何業務活動
IM Fufeng 內蒙古阜豐	PRC, limited liability company 中國·有限責任公司	HKD640,000,000 640,000,000港元	Manufacture and sales of glutamic acid, MSG, corn refined products, xanthan gum, fertilisers, starch sweeteners and other related products, autoclaved aerated concrete block in the PRC 在中國製造及銷售谷氨酸、味精、玉 米提煉產品、黃原膠、肥料、澱粉 甜味劑及其他相關產品、混凝土磚

NOTES TO THE CONSOLIDATED FINANCIAL STATEMENTS (Continued) 合併財務報表附註(續)

For the year ended 31 December 2022 截至二零二二年十二月三十一日止年度

37. SUBSIDIARIES (Continued)

37. 附屬公司(續)

Name 名稱	Place of incorporation and kind of legal entity 註冊成立地點及法人實體類別	Paid-up capital 已繳股本	Principal activities & place of operation 主要業務及營業地點
Inner Mongolia Wofeng Agriculture Development Co., Ltd. 內蒙古沃豐農業發展有限公司	PRC, limited liability company 中國，有限責任公司	RMB40,000,000 人民幣40,000,000元	Sales of fertilisers and other related products in the PRC 在中國銷售肥料及其他相關產品
Inner Mongolia Xiangfeng chemical Co., Ltd. 內蒙古翔豐化工有限公司	PRC, limited liability company 中國，有限責任公司	RMB100,000,000 人民幣100,000,000元	Sales of synthetic ammonia in the PRC 在中國銷售合成氨
Jiangsu Fufeng Biotechnologies Co., Ltd. 江蘇阜豐生物科技股份有限公司	PRC, limited liability company 中國，有限責任公司	RMB5,000,000 人民幣5,000,000元	Biological techniques research and development, promotion and industrialisation of new biological techniques and achievements, information services of biological technique. Sales of xanthan gum, amino acids and starch sweeteners in the PRC 研究及開發生物技術、推廣新生物技術及成果並將其工業化，以及有關生物技術的信息服務。在中國銷售黃原膠、氨基酸及澱粉甜味劑
Jiangsu Fufeng Import and Export Co., Ltd. 江蘇阜豐進出口有限公司	PRC, limited liability company 中國，有限責任公司	RMB0 人民幣0元	Sales of health food and other related products abroad 向海外銷售保健品及其他相關產品
Longjiang Fufeng 龍江阜豐	PRC, limited liability company 中國，有限責任公司	RMB1,300,000,000 人民幣1,300,000,000元	Manufacture and sales of threonine, lysine, starch sweeteners, amino acids and other related products in the PRC 在中國生產及銷售蘇氨酸、賴氨酸、澱粉甜味劑、氨基酸及其他相關產品
Neimenggu Bio-fermentation Green Manufacturing Technology Institute Co., Ltd. 內蒙古生物發酵綠色製造技術研究院有限公司	PRC, limited liability company 中國，有限責任公司	RMB0 人民幣0元	Does not carry out any business activities currently 目前並無開展任何業務活動

NOTES TO THE CONSOLIDATED FINANCIAL STATEMENTS (Continued)

合併財務報表附註(續)

For the year ended 31 December 2022 截至二零二二年十二月三十一日止年度

37. SUBSIDIARIES (Continued)

37. 附屬公司(續)

Name 名稱	Place of incorporation and kind of legal entity 註冊成立地點及法人實體類別	Paid-up capital 已繳股本	Principal activities & place of operation 主要業務及營業地點
Power Sword International Limited (c)	BVI, limited liability company	USD1	Investment holding in BVI
Power Sword International Limited (c)	英屬處女群島，有限責任公司	1美元	於英屬處女群島的投資控股
Profit Champion International Ltd. 凱溢國際有限公司	Hong Kong, limited liability company 香港，有限責任公司	HKD2 2港元	Investment holding in Hong Kong 於香港的投資控股
Profit Royalty Limited (d) 盈御有限公司(d)	Hong Kong, limited liability company 香港，有限責任公司	HKD1 1港元	Investment holding in Hong Kong 於香港的投資控股
Qingdao Hongfeng International Trade Co., Ltd. 青島鴻豐國際貿易有限公司	PRC, limited liability company 中國，有限責任公司	RMB10,000,000 人民幣10,000,000元	Own and operate self-used office building 擁有及經營自用的辦公大樓
Qingdao Wanchuang International Trading Co., Ltd. 青島萬創國際經貿有限公司	PRC, limited liability company 中國，有限責任公司	RMB0 人民幣0元	Sales of MSG and other related products abroad 向海外銷售味精及其他相關產品
Qingdao Yuemei Cosmetics Co., Ltd. 青島悅美生活化妝品有限公司	PRC, limited liability company 中國，有限責任公司	RMB15,843,000 人民幣15,843,000元	Sales of cosmetic products in the PRC 在中國銷售化妝品
Qiqihar Hefeng Investment Center (Limited partnership) 齊齊哈爾市鶴豐投資中心(有限合夥)	PRC, limited liability company 中國，有限責任公司	RMB300,000,000 人民幣300,000,000元	Practice investment in corn intensive processing projects 在玉米深加工項目中進行實踐投資
Qiqihar Longjiang Li Feng Supply Chain Co., Ltd. (formerly named as Qiqihar Lifeng Logistics Co., Ltd.) 齊齊哈爾龍江利豐供應鏈有限公司(曾用名：齊齊哈爾利豐物流有限公司)	PRC, limited liability company 中國，有限責任公司	RMB5,000,000 人民幣5,000,000元	Provide logistics service 提供物流服務

NOTES TO THE CONSOLIDATED FINANCIAL STATEMENTS (Continued) 合併財務報表附註(續)

For the year ended 31 December 2022 截至二零二二年十二月三十一日止年度

37. SUBSIDIARIES (Continued)

37. 附屬公司(續)

Name 名稱	Place of incorporation and kind of legal entity 註冊成立地點及法人實體類別	Paid-up capital 已繳股本	Principal activities & place of operation 主要業務及營業地點
Shandong Fufeng	PRC, limited liability company	RMB370,500,000	Manufacture and sales of glutamic acid, MSG, corn refined products, xanthan gum, fertilisers, starch sweetener and other related products in the PRC
山東阜豐	中國，有限責任公司	人民幣370,500,000元	在中國製造及銷售谷氨酸、味精、玉米提煉產品、黃原膠、肥料、澱粉甜味劑及其他相關產品
Shandong Fufeng Biotechnology Development Company Limited	PRC, limited liability company	RMB5,500,000	Biological techniques research and development, promotion and industrialisation of new biological techniques and achievements, information services of biological technique in the PRC
山東阜豐生物科技開發有限公司	中國，有限責任公司	人民幣5,500,000元	在中國研究及開發生物技術、推廣新生物技術及成果並將其工業化，以及有關生物技術的信息服務
Shenhua Pharmaceutical	PRC, limited liability company	RMB122,000,000	Manufacture and sales of eubacteria material medicine, preparations and food additives and other related products in the PRC
神華藥業	中國，有限責任公司	人民幣122,000,000元	在中國製造及銷售真菌類藥物、試劑及食品添加劑以及其他相關產品
Shenhua Pharmaceutical (Jiangsu) Co., Ltd.	PRC, limited liability company	RMB10,000,000	Manufacture and sales of fungal material medicine, preparations and food additives and other related products in the PRC
神華醫藥(江蘇)有限公司	中國，有限責任公司	人民幣10,000,000元	在中國製造及銷售真菌材料藥物、試劑及食品添加劑以及其他相關產品
Starry Horizon International Limited (b)	BVI, limited liability company	USD1	Investment holding in BVI
Starry Horizon International Limited (b)	英屬處女群島，有限責任公司	1美元	於英屬處女群島的投資控股
Summit Challenge	BVI, limited liability company	USD1	Investment holding in BVI
Summit Challenge	英屬處女群島，有限責任公司	1美元	於英屬處女群島的投資控股

NOTES TO THE CONSOLIDATED FINANCIAL STATEMENTS (Continued)

合併財務報表附註(續)

For the year ended 31 December 2022 截至二零二二年十二月三十一日止年度

37. SUBSIDIARIES (Continued)

37. 附屬公司(續)

Name 名稱	Place of incorporation and kind of legal entity 註冊成立地點及法人實體類別	Paid-up capital 已繳股本	Principal activities & place of operation 主要業務及營業地點
Team Praise Limited (a) 天頌有限公司(a)	Hong Kong, limited liability company 香港，有限責任公司	HKD1 1港元	Investment holding in Hong Kong 於香港的投資控股
Trans-Asia 環亞	Hong Kong, limited liability company 香港，有限責任公司	HKD2 2港元	Investment holding in Hong Kong 於香港的投資控股
Xinjiang Fufeng 新疆阜豐	PRC, limited liability company 中國，有限責任公司	RMB500,000,000 人民幣500,000,000元	Manufacture and sales of amino acids, xanthan gum and other related products in the PRC 在中國製造及銷售氨基酸、黃原膠及 其他相關產品

(a) Team Praise Limited was established on 20 May 2022, with a registered capital of HKD1 and paid-up capital of HKD1. It is wholly owned by Power Sword International Limited.

(b) Starry Horizon International Limited was established on 6 July 2022, with a registered capital of USD1 and paid-up capital of USD1. It is wholly owned by Acquest Honour.

(c) Power Sword International Limited was established on 28 July 2022, with a registered capital of USD1 and paid-up capital of USD1. It is wholly owned by Acquest Honour.

(d) Profit Royalty Limited was established on 15 August 2022, with a registered capital of HKD1 and paid-up capital of HKD1. It is wholly owned by Starry Horizon International Limited.

(e) Hulunbeier Northeast Fufeng Biotechnologies Co., Ltd. Dongfeng Branch was established on 25 August 2020. It was a branch of Hulunbeier Fufeng and was deregistered in June 2022.

(f) Linyi Junyuan International Trade Co., Ltd. was established on 20 November 2020, with a registered capital of RMB500,000. It was wholly owned by Shandong Fufeng and was deregistered in December 2022.

(a) 天頌有限公司於二零二二年五月二十日成立，註冊資本為1港元，實繳資本為1港元。其由Power Sword International Limited全資擁有。

(b) Starry Horizon International Limited 於二零二二年七月六日成立，註冊資本為1美元，實繳資本為1美元。其由Acquest Honour全資擁有。

(c) Power Sword International Limited 於二零二二年七月二十八日成立，註冊資本為1美元，實繳資本為1美元。其由Acquest Honour全資擁有。

(d) 盈御有限公司於二零二二年八月十五日成立，註冊資本為1港元，實繳資本為1港元。其由Starry Horizon International Limited全資擁有。

(e) 呼倫貝爾東北阜豐生物科技有限公司東豐分公司於二零二零年八月二十五日成立。其為呼倫貝爾阜豐的分公司，已於二零二二年六月註銷。

(f) Linyi Junyuan International Trade Co., Ltd. 於二零二零年十一月二十日成立，註冊資本為人民幣500,000元。其由山東阜豐全資擁有，已於二零二二年十二月註銷。

CORPORATE INFORMATION

公司資料

Executive Directors

Mr. Li Xuechun
Mr. Li Deheng
Mr. Li Guangyu

Independent Non-executive Directors

Mr. Lau Chung Wai
Mr. Zhang Youming
Ms. Li Ming (appointed on 1 April 2022)
Mr. Xu Zhenghong (resigned on 1 April 2022)

Registered Office

Cricket Square
Hutchins Drive, P.O. Box 2681
Grand Cayman KY1-1111
Cayman Islands

Principal Place of Business in the PRC

Building 4, Yuanchuang International Blue Bay Creative Park
at the intersection of Torch Road and Juxianqiao Road
Shangma Street, Chengyang District
Qingdao, PRC

Principal Place of Business in Hong Kong

Suite 1204B-7A, 12/F, Tower 3
China Hong Kong City, 33 Canton Road
Tsim Sha Tsui, Kowloon, Hong Kong

Company Secretary

Mr. Lee Wai Yin CPA FCCA

Authorised Representatives

Mr. Li Xuechun
Mr. Lee Wai Yin

Audit Committee

Mr. Lau Chung Wai (*Chairman*)
Mr. Zhang Youming
Ms. Li Ming (appointed on 1 April 2022)
Mr. Xu Zhenghong (resigned on 1 April 2022)

執行董事

李學純先生
李德衡先生
李廣玉先生

獨立非執行董事

劉仲緯先生
張友明先生
李銘女士(於二零二二年四月一日獲委任)
許正宏先生(於二零二二年四月一日辭任)

註冊辦事處

Cricket Square
Hutchins Drive, P.O. Box 2681
Grand Cayman KY1-1111
Cayman Islands

中國主要營業地點

中國青島市
城陽區上馬街道
火炬路與聚賢橋路交匯處
遠創國際藍灣創意園4號樓

香港主要營業地點

香港九龍尖沙嘴
廣東道33號中港城
3座12樓1204B-7A室

公司秘書

李偉然先生 CPA FCCA

授權代表

李學純先生
李偉然先生

審核委員會

劉仲緯先生(*主席*)
張友明先生
李銘女士(於二零二二年四月一日獲委任)
許正宏先生(於二零二二年四月一日辭任)

CORPORATE INFORMATION *(Continued)*

公司資料(續)

Remuneration Committee

Mr. Lau Chung Wai (*Chairman*)
 Mr. Li Xuechun
 Mr. Zhang Youming
 Ms. Li Ming (appointed on 1 April 2022)
 Mr. Xu Zhenghong (resigned on 1 April 2022)

Nomination Committee

Mr. Li Xuechun (*Chairman*)
 Mr. Lau Chung Wai
 Mr. Zhang Youming
 Ms. Li Ming (appointed on 1 April 2022)
 Mr. Xu Zhenghong (resigned on 1 April 2022)

Principal Bankers in the PRC

China Construction Bank
 Bank of China
 Agriculture Bank of China
 China Merchants Bank
 Shanghai Pudong Development Bank
 China Minsheng Bank

Principal Bankers in Hong Kong

Bank of China (Hong Kong) Limited
 MUFG Bank Ltd., Hong Kong Branch
 Mizuho Bank Limited
 Hang Seng Bank Limited

Independent Auditor

PricewaterhouseCoopers

Principal Share Registrar

Suntera (Cayman) Limited

Branch Share Registrar

Tricor Investor Services Limited

Stock Code

Hong Kong Stock Exchange: 00546

Website

www.fufeng-group.com

薪酬委員會

劉仲緯先生 (*主席*)
 李學純先生
 張友明先生
 李銘女士 (於二零二二年四月一日獲委任)
 許正宏先生 (於二零二二年四月一日辭任)

提名委員會

李學純先生 (*主席*)
 劉仲緯先生
 張友明先生
 李銘女士 (於二零二二年四月一日獲委任)
 許正宏先生 (於二零二二年四月一日辭任)

中國主要往來銀行

中國建設銀行
 中國銀行
 中國農業銀行
 招商銀行
 上海浦東發展銀行
 中國民生銀行

香港主要往來銀行

中國銀行(香港)有限公司
 三菱UFJ銀行香港分行
 瑞穗銀行
 恒生銀行有限公司

獨立核數師

羅兵咸永道會計師事務所

股份過戶登記總處

Suntera (Cayman) Limited

股份過戶登記分處

卓佳證券登記有限公司

股份代號

香港聯合交易所：00546

網址

www.fufeng-group.com

BIOGRAPHIES OF DIRECTORS AND SENIOR MANAGEMENT

董事及高級管理層履歷

Executive Directors

李學純 (Li Xuechun), aged 71, is the principal founder of the Group, the chairman of the Company and an executive Director. Mr. Li is also a director of Acquest Honour, Summit Challenge, Absolute Divine, Expand Base, Fufeng Singapore, Shandong Fufeng, Baoji Fufeng, IM Fufeng, Hulunbeier Fufeng, Xinjiang Fufeng, Longjiang Fufeng and Shenhua Pharmaceutical. Mr. Li is responsible for the strategic planning and formulation of the overall corporate development policy of the Group. Mr. Li obtained a bachelor's degree in industrial fermentation from 山東輕工業學院 (Shandong Institute of Light Industry) in 1982. Mr. Li was honored with "Outstanding Achievement" by the government of Shandong Province in April 2003. In the same year, he was also labeled as "Model Labour" of Shandong Province. Mr. Li first joined 山東福瑞酒廠 (Shandong Furui Brewery Group) in 1982 as a factory manager. Mr. Li established the Group by setting up Shandong Fufeng in June 1999. He was appointed as a director of Shandong Fufeng upon its establishment. He has 41 years of experience in the fermentation industry. Mr. Li is the sole director of and is beneficially interested in the entire issued share capital of Motivator Enterprises Limited which in turn is interested in approximately 39.44% of the issued share capital of the Company and is a controlling shareholder of the Company. He is the father of 李廣玉 (Li Guangyu) (an executive Director) and the brother-in-law of 李德衡 (Li Deheng) (an executive Director).

李德衡 (Li Deheng), aged 54, is an executive Director and a chief executive officer of the Group who is responsible for the general operation of production and purchasing of the Group. He is also a director of Shandong Fufeng, Baoji Fufeng, IM Fufeng, Hulunbeier Fufeng and Longjiang Fufeng. Mr. Li graduated from the 山東聊城師範學院 (Shandong Liaocheng Teacher's College) in 1992 and obtained a bachelor's degree in chemistry education. He joined the Group in January 2001 and was appointed as a director of Shandong Fufeng in November 2003 and has over 22 years of experience in business management. Mr. Li Deheng is the brother-in-law of Mr. Li Xuechun. Mr. Li is interested in 100% of the issued share capital of Empire Spring Investments Limited, which in turn is interested in 35,320,160 Shares, representing approximately 1.39% of the issued share capital of the Company.

李廣玉 (Li Guangyu), aged 44, is an executive Director and a vice general manager of the Group who is responsible for the Group's sales and marketing activities. Mr. Li has over 17 years of experience in the fermentation industry. Mr. Li graduated from 華東政法大學研究生院 (East China University of Political Science and Law Graduate School) in 2006 and obtained a master's degree in Laws. Mr. Li is the son of Mr. Li Xuechun. Mr. Li is not interested in any shares of the Company pursuant to Part XV of the Securities and Future Ordinance.

執行董事

李學純，現年71歲，本集團主要發起人、本公司董事長兼執行董事。李先生亦為Acquest Honour、Summit Challenge、Absolute Divine、Expand Base、Fufeng Singapore、山東阜豐、寶雞阜豐、內蒙古阜豐、呼倫貝爾阜豐、新疆阜豐、龍江阜豐及神華藥業的董事。李先生負責策略性規劃及制定本集團的整體公司發展政策。李先生於一九八二年取得山東輕工業學院的工業發酵學士學位。李先生於二零零三年四月獲山東省政府評選為「省優秀民營企業家」。同年，彼亦獲評為山東省「勞動模範」。李先生首先於一九八二年加入山東福瑞酒廠，出任廠長。李先生於一九九九年六月藉成立山東阜豐創辦本集團，並於山東阜豐成立時獲委任為其董事。彼在發酵行業累積41年經驗。李先生為Motivator Enterprises Limited的唯一董事，並實益擁有該公司的全部已發行股本，該公司則擁有本公司已發行股本約39.44%權益，為本公司的控股股東。彼為李廣玉（執行董事）的父親及李德衡（執行董事）的內兒。

李德衡，現年54歲，本集團執行董事兼行政總裁，負責本集團生產及採購的整體運作。彼亦為山東阜豐、寶雞阜豐、內蒙古阜豐、呼倫貝爾阜豐及龍江阜豐董事。李先生於一九九二年畢業於山東聊城師範學院，取得化學教育學士學位。彼於二零零一年一月加入本集團，並於二零零三年十一月獲委任為山東阜豐董事，在業務管理方面積逾22年經驗。李德衡先生為李學純先生的妹夫。李先生擁有Empire Spring Investments Limited全部已發行股本的權益，而該公司則於本公司已發行股本約1.39%（即35,320,160股股份）中擁有權益。

李廣玉，現年44歲，本集團執行董事兼副總經理，負責本集團的銷售及市場推廣活動。李先生於發酵行業積逾17年經驗。李先生於二零零六年畢業於華東政法大學研究生院，並取得法律碩士學位。李先生為李學純先生的兒子。根據證券及期貨條例第XV部，李先生並無於本公司任何股份中擁有權益。

BIOGRAPHIES OF DIRECTORS AND SENIOR MANAGEMENT (Continued)

董事及高級管理層履歷(續)

Independent Non-Executive Directors

劉仲緯 (Lau Chung Wai), aged 40, was appointed as an Independent non-executive Director on 12 June 2019. Mr. Lau Chung Wai has over 18 years' experience in the field of accounting and financial management. Mr. Lau graduated from the Hong Kong University of Science and Technology with a bachelor of business administration in accounting in November 2004 and is a fellow practising member of the Hong Kong Institute of Certified Public Accountants. Mr. Lau has been the chief financial officer and company secretary of Kwung's Holdings Limited (stock code: 1925), a company primarily engaged in original design manufacturer and supplier of home decoration product, since March 2019 and is responsible for overseeing the investment, legal and financial affairs. From August 2015 to March 2019, Mr. Lau served in Da Sen Holdings Group Limited (stock code: 1580) as the chief financial officer and company secretary. Mr. Lau also served as independent non-executive directors of Metropolis Capital Holdings Limited (stock code: 8621) and Hongcheng Environmental Technology Company Limited (stock code: 2265) since November 2018 and October 2021 respectively. Mr. Lau does not have any relationship with any directors, senior management, substantial or controlling shareholders of the Company. Save as disclosed above, Mr. Lau did not have any directorships in other listed public companies in the last three years nor has held any other position with the Company and any of its subsidiaries. Mr. Lau does not have any interests in the shares of the Company within the meaning of Part XV of the Securities and Futures Ordinance.

張友明 (Zhang Youming), aged 59, was appointed as an Independent non-executive Director on 1 April 2021. Mr. Zhang has over 31 years of experience in the research and development of synthetic biotechnology, microbiology recombinant engineering technology and microbial natural drugs. Mr. Zhang currently serves as the Director of the State Key Laboratory of Microbial Technology, Shandong University. Mr. Zhang received his bachelor's degree in biochemistry from Xiamen University in 1985, and then his master's degree in biochemistry and molecular biology from the Chinese Academy of Medical Sciences/Peking Union Medical College in 1988. In 1994, he received his doctor of philosophy in molecular and cellular biology from the University of Heidelberg, Germany. Mr. Zhang does not have any relationship with any directors, senior management, substantial or controlling shareholders of the Company. He did not have any directorships in other listed public companies in the last three years nor has held any other position with the Company and any of its subsidiaries. Mr. Zhang does not have any interests in the shares of the Company within the meaning of Part XV of the Securities and Futures Ordinance.

獨立非執行董事

劉仲緯，現年40歲，於二零一九年六月十二日獲委任為獨立非執行董事。劉仲緯先生於會計及財務管理領域擁有逾18年經驗。劉先生於二零零四年十一月畢業於香港科技大學獲會計工商管理學士學位，及為香港會計師公會的資深執業會員。劉先生自二零一九年三月起擔任曠世控股有限公司(股份代號：1925，一家主要從事原始設計製造及家居裝飾產品供應的公司)首席財務官及公司秘書，負責監管投資、法律及財務事務。二零一五年八月至二零一九年三月，劉先生於大森控股集團有限公司(股份代號：1580)擔任首席財務官及公司秘書。自二零一八年十一月及二零二一年十月起，劉先生亦分別於Metropolis Capital Holdings Limited(股份代號：8621)及鴻承環保科技有限公司(股份代號：2265)擔任獨立非執行董事。劉先生與本公司任何董事、高級管理人員、主要或控股股東概無任何關係。除上文披露者外，劉先生於過去三年並無擔任其他上市公眾公司的任何董事職務，亦無在本公司及其任何附屬公司擔任任何其他職務。劉先生於本公司股份中並無擁有證券及期貨條例第XV部所界定的任何權益。

張友明，59歲，於二零二一年四月一日獲委任為獨立非執行董事。張先生於合成生物技術、微生物學重組工程技術及微生物天然藥物的研究及開發方面累積逾31年經驗。張先生現任山東大學微生物技術國家重點實驗室院長。張先生於一九八五年畢業於廈門大學，生物化學系取得學士學位，於一九八八年獲授中國醫學科學院／協和醫大，生化與分子生物學碩士學位，並於一九九四年獲得德國海德堡大學，分子及細胞生物學博士學位。張先生與本公司任何董事、高級管理層、主要股東或控股股東概無任何關係。彼於過往三年並無擔任其他上市公眾公司之任何董事職務，亦無在本公司及其任何附屬公司擔任任何其他職務。按證券及期貨條例第XV部之定義，張先生並不於本公司股份中擁有任何權益。

BIOGRAPHIES OF DIRECTORS AND SENIOR MANAGEMENT (Continued)

董事及高級管理層履歷(續)

李銘 (Li Ming), aged 45, was appointed as an independent non-executive Director on 1 April 2022. Ms. Li has over 20 years' experience in corporate finance advisory field in Hong Kong. Ms. Li is currently an executive director of Da Yu Financial Holdings Limited ("Da Yu", Stock Code: 1073), which is principally engaged in the provision of corporate finance advisory services and asset management services and listed on the Main Board of the Stock Exchange since July 2019. She joined Yu Ming Investment Management Limited ("Yu Ming"), a wholly-owned subsidiary of Da Yu since October 2007 and is currently a director of Yu Ming. She is licensed to act as a Responsible Officer in Type 1 (dealing in securities) and Type 6 (advising on corporate finance) regulated activities as well as a Licensed Representative in Type 4 (advising on securities) and Type 9 (asset management) regulated activities under the Securities and Futures Ordinance. Ms. Li obtained Master of Finance (Investment Management) degree from The Hong Kong Polytechnic University in 2010 and Bachelor of Arts degree in Business Administration awarded by the University of Hertfordshire of the United Kingdom in 2000. Ms. Li does not have any relationship with any Directors, senior management, substantial or controlling Shareholders of the Company. Save as disclosed above, Ms. Li did not hold any directorship in other listed public companies in the last three years nor has held any other positions with the Company and any of its subsidiaries. Ms. Li does not have any interests in the shares of the Company within the meaning of Part XV of the Securities and Futures Ordinance.

Senior Management

Mr. Huang Jingbin, aged 54, is the general manager of the Group. Mr. Huang obtained a bachelor's degree in applied chemistry from Tianjin University of Technology in 1991. Mr. Huang joined the Company in October 2020 as the senior deputy general manager of the Group, and was later promoted to the general manager of the Group in December 2021. He has over 31 years of work experience. Before joining the Company, Mr. Huang worked as an engineer, production supervisor and general manager in the PRC branches of various Chinese and multinational corporations. Mr. Huang is responsible for the operation and management of the Group, implementing decisions and plans approved by the Board, making day-to-day operational and management decisions, and coordinating overall business operations.

李銘，45歲，於二零二二年四月一日獲委任為獨立非執行董事。李女士在香港服務於企業融資諮詢領域有超過20年的經驗。李女士目前是大禹金融控股有限公司（「大禹」，股份代號：1073）之執行董事。大禹主要從事提供企業融資顧問服務及資產管理服務，並於二零一九年七月於聯交所主板上市。彼於二零零七年十月加入大禹之全資附屬公司禹銘投資管理有限公司（「禹銘」），目前為禹銘之一名董事。彼為根據證券及期貨條例持牌可從事第1類（證券交易）及第6類（就機構融資提供意見）受規管活動的負責人員，以及第4類（就證券提供意見）及第9類（提供資產管理）受規管活動的持牌代表。李女士於二零一零年取得香港理工大學金融（投資管理）碩士學位及於二零零零年榮獲英國University of Hertfordshire頒發的工商管理文學學士學位。李女士與本公司任何董事、高級管理人員、主要股東或控股股東概無任何關係。除上文所披露者外，李女士於過往三年並無擔任其他上市公眾公司之任何董事職務，亦無在本公司及任何附屬公司擔任任何其他職務。按證券及期貨條例第XV部之定義，李女士並不於本公司股份中擁有任何權益。

高級管理層

黃競彬，現年54歲，為本集團總經理。黃先生於一九九一年取得天津理工大學應用化學專業學士學位。黃先生於二零二零年十月加入本公司任職本集團高級副總經理，期後於二零二一年十二月進升為本集團總經理，有逾31年工作經驗。於加入本公司前，黃先生於多家中國及跨國企業的中國分公司擔任工程師、生產主管及總經理。黃先生負責本集團的營運及管理、執行董事會批准的決策及計劃、作出日常營運及管理決策及協調整體業務營運。

BIOGRAPHIES OF DIRECTORS AND SENIOR MANAGEMENT *(Continued)*

董事及高級管理層履歷(續)

邱榮耀 (Yau Wing Yiu), aged 55, is a chief financial officer of the Group who was appointed on 15 June 2021. Mr. Yau graduated from the Hong Kong Polytechnic University in 1992 with a bachelor's degree of arts in accountancy and is a fellow of the Association of Chartered Certified Accountants and an associate of the Hong Kong Institute of Certified Public Accountants. Mr. Yau has more than 28 years of working experience in the field of finance, accounting and company secretarial gained from international accounting firms and listed companies. Mr. Yau is currently an independent non-executive director of Yan Tat Group Holdings Limited (1480.HK) which is listed on the Main Board of the Stock Exchange. As a chief financial officer of the Group, Mr. Yau is responsible for financial management, capital markets, corporate development and investor relations matters, and assisted the Group to develop strategic planning and long-term development plan.

Company Secretary

李偉然 (Lee Wai Yin), aged 54, is the qualified accountant and company secretary of the Company since August 2008. Mr. Lee graduated from the Hong Kong Shue Yan College in 1993 with a diploma in accountancy and is a fellow member of the Association of Chartered Certified Accountants and an associate of the Hong Kong Institute of Certified Public Accountants. Mr. Lee has more than 29 years of working experience in finance and accounting including some with international accounting firms.

邱榮耀，55歲，為本集團首席財務官，於二零二一年六月十五日獲委任。邱先生於一九九二年畢業於香港理工大學，獲頒會計學文學士學位，並為英國特許公認會計師公會資深會員及香港會計師公會會員。邱先生曾任職於多間國際會計師事務所及上市公司，於金融、會計及公司秘書領域擁有逾28年經驗。邱先生目前為恩達集團控股有限公司（聯交所主板上市公司，1480.HK）的獨立非執行董事。作為本集團的首席財務官，邱先生負責財務管理、資本市場、公司發展及投資者關係事宜，並協助本集團制定戰略規劃及長期發展計劃。

公司秘書

李偉然，現年54歲，自二零零八年八月起出任本公司合資格會計師兼公司秘書。李先生於一九九三年畢業於香港樹仁學院，獲頒授會計學文憑，並為英國特許公認會計師公會資深會員及香港會計師公會會員。李先生於財務及會計方面擁有逾29年工作經驗，曾於多家國際會計師行任職。

FIVE-YEAR SUMMARY

五年摘要

		Year					
		2018	2019	2020	2021	2022	
		二零一八年	二零一九年	二零二零年	二零二一年	二零二二年	
		RMB'000	RMB'000	RMB'000	RMB'000	RMB'000	
		人民幣千元	人民幣千元	人民幣千元	人民幣千元	人民幣千元	
Operating results – Summary	經營業績 – 概要						
Turnover	營業額	13,764,645	16,170,850	16,690,736	21,539,841	27,474,639	
Gross profit	毛利	2,574,770	3,260,634	2,816,354	3,905,276	7,212,467	
Profit before income tax	除所得稅前溢利	2,210,823	1,399,264	770,637	1,515,974	4,860,309	
Profit attributable to Shareholders	股東應佔溢利	1,845,039	1,137,223	629,901	1,280,640	3,861,078	
Balance sheets – Summary	資產負債表 – 概要						
Non-current assets	非流動資產	11,339,710	11,465,996	10,761,704	10,309,548	10,536,175	
Current assets	流動資產	8,992,610	7,992,615	8,593,989	11,201,258	15,852,449	
Total assets	資產總值	20,332,320	19,458,611	19,355,693	21,510,806	26,388,624	
Non-current liabilities	非流動負債	3,319,892	3,270,836	1,401,048	3,459,387	1,507,005	
Current liabilities	流動負債	6,008,084	4,811,306	6,265,239	5,373,665	9,387,995	
Net assets	資產淨值	11,004,344	11,376,469	11,689,406	12,677,754	15,493,624	
Financial ratio	財務比率						
Earnings per share (Basic) (RMB Cents)	每股盈利(基本) (人民幣分)	72.45	44.75	24.86	50.55	152.34	
Gross profit margin (%) (Note 1)	毛利率(%) (附註1)	19	20	17	18	26	
ROE (%) (Note 2)	股權收益(%) (附註2)	17	10	5	10	25	
Current ratio (Note 3)	流動比率(附註3)	1.50	1.66	1.37	2.08	1.69	
Inventory turnover days (Day) (Note 4)	存貨周轉期(日) (附註4)	107	104	101	96	106	
Debtors' turnover days (Day) (Note 5)	應收賬款周轉期(日) (附註5)	31	37	30	31	24	
Trade receivable turnover days (Day) (Note 6)	應收貿易賬款周轉期 (日)(附註6)	17	15	14	19	15	
Creditors' turnover days (Day) (Note 7)	應付賬款周轉期(日) (附註7)	52	40	33	32	27	
Trade payable turnover days (Day) (Note 8)	應付貿易賬款周轉期 (日)(附註8)	50	40	33	32	25	
Gearing ratio (%) (Note 9)	資產負債比率(%) (附註9)	20	17	18	20	23	

FIVE-YEAR SUMMARY (Continued)

五年摘要(續)

Notes:

1. Gross profit margin is equal to gross profit divided by turnover.
2. Return on equity is equal to profit attributable to Shareholders divided by total equity.
3. Current ratio is equal to current assets divided by current liabilities.
4. The number of inventory turnover days is equal to inventories before provisions at the end of year divided by the cost of sales for the corresponding year and then multiplied by 365 days.
5. The number of debtors' turnover days is equal to trade and notes receivables at the end of year divided by the turnover for the corresponding year and then multiplied by 365 days.
6. The number of trade receivable turnover days is equal to trade receivable at the end of year divided by the turnover for the corresponding year and then multiplied by 365 days.
7. The number of creditors' turnover days is equal to trade and notes payables at the end of year divided by the cost of sales for the corresponding year and then multiplied by 365 days.
8. The number of trade payable turnover days is equal to trade payable at the end of year divided by the cost of sales for the corresponding year and then multiplied by 365 days.
9. Gearing ratio is equal to total debts at the end of the year divided by total assets at the end of the corresponding year.

附註：

1. 毛利率相等於毛利除以營業額。
2. 股權收益相等於股東應佔溢利除以總權益。
3. 流動比率相等於流動資產除以流動負債。
4. 存貨周轉期相等於年終時撥備前的存貨除以同年的銷售成本，再乘以365日。
5. 應收賬款周轉期相等於年終時的應收貿易賬款及票據除以同年的營業額，再乘以365日。
6. 應收貿易賬款周轉期相等於年終時的應收貿易賬款除以同年的營業額，再乘以365日。
7. 應付賬款周轉期相等於年終時的應付貿易賬款及票據除以同年的銷售成本，再乘以365日。
8. 應付貿易賬款周轉期相等於年終時的應付貿易賬款除以同年的銷售成本，再乘以365日。
9. 資產負債比率相等於年終時的債務總額除以同年年終時的資產總值。

PRODUCTION BASES 生產基地

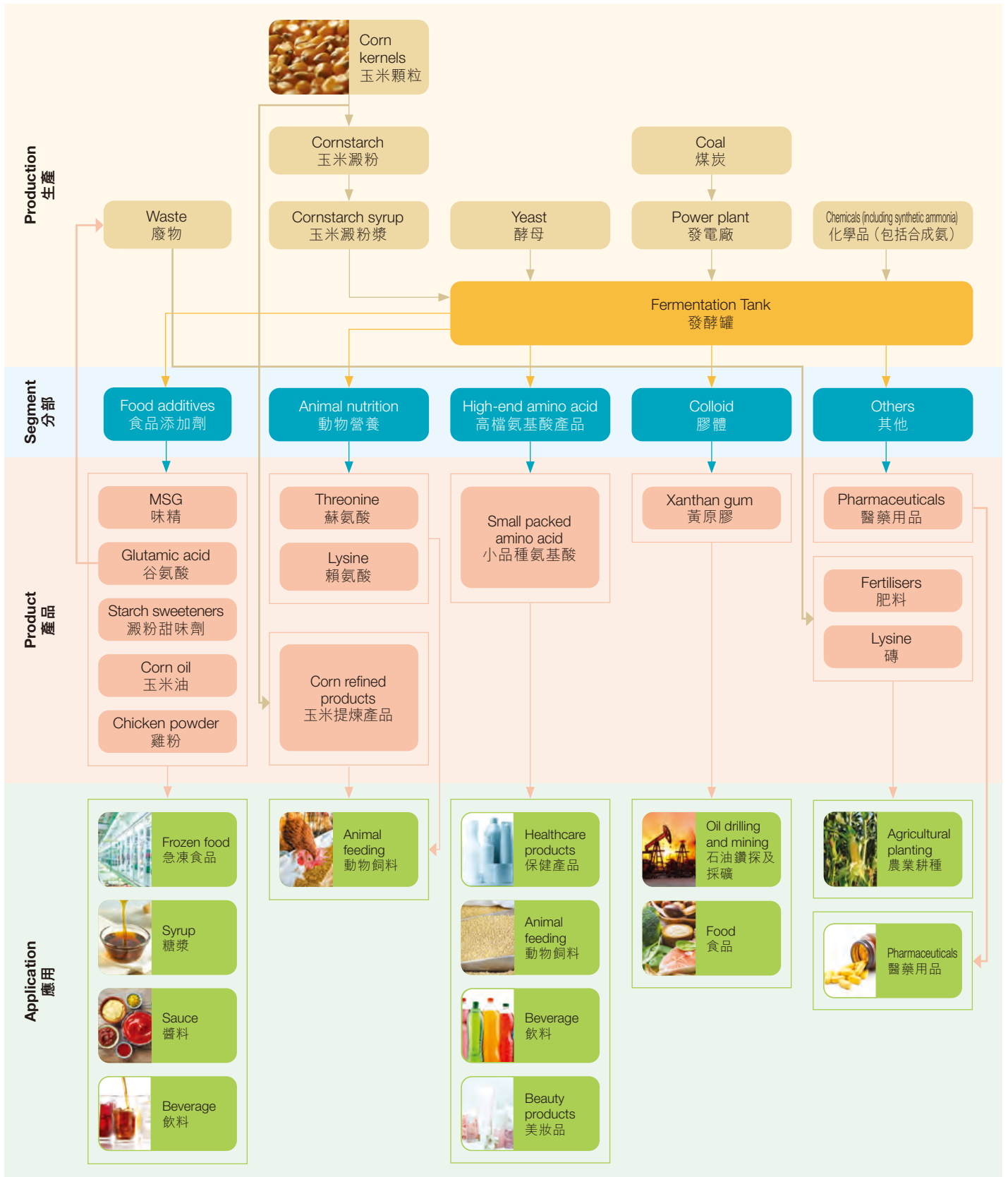


■ Production Base 生產基地
■ Key products 主要產品

Longjiang 龍江
Threonine 蘇氨酸 Lysine 賴氨酸 Starch sweeteners 澱粉甜味劑
Hulunbeier 呼倫貝爾
MSG 味精 Threonine 蘇氨酸 Starch sweeteners 澱粉甜味劑
IM 內蒙古
MSG 味精 Xanthan gum 黃原膠
Xinjiang 新疆
High-end amino acid 高檔氨基酸 Xanthan gum 黃原膠
Baoji 寶雞
MSG 味精
Shenhua Pharmaceutical 神華藥業
Healthcare products 保健品
Shandong 山東
-

MAJOR PRODUCTS PROCESSING MAP

主要產品生產程序圖



SHARE INFORMATION

股份資料

Stock Code 股份代號	546 546
Board lot 每手買賣單位	1,000 Shares 1,000 股股份

Price and turnover

價格及成交量

2022	二零二二年	Share price 股份價格	
		High 最高 (HKD) (港元)	Low 最低 (HKD) (港元)
January	一月	3.29	2.68
February	二月	3.16	2.81
March	三月	3.45	2.42
April	四月	4.22	3.06
May	五月	4.20	3.57
June	六月	5.18	3.61
July	七月	5.17	4.29
August	八月	4.99	4.09
September	九月	4.88	3.80
October	十月	5.04	3.86
November	十一月	5.26	4.05
December	十二月	5.44	4.70

Issued capital at 31 December 2022 **2,535,939,037 Shares**
於二零二二年十二月三十一日的已發行股本 **2,535,939,037 股股份**

Closing price at last trading day of 2022 **HKD4.75 per Share**
於二零二二年最後交易日的收市價 **每股 4.75 港元**

GLOSSARY

詞彙

In this annual report (other than the independent auditor's report as set out on pages 61 to 67), the following expressions shall have the following meanings unless the context otherwise requires:

於本年報內(載於第61至67頁之獨立核數師報告除外)，除非文義另有所指，否則下列詞彙具有以下涵義：

Absolute Divine Absolute Divine	Absolute Divine Limited, an indirect wholly-owned subsidiary of the Company Absolute Divine Limited，本公司間接全資附屬公司
Acquest Honour Acquest Honour	Acquest Honour Holdings Limited, a wholly-owned subsidiary of the Company Acquest Honour Holdings Limited，本公司全資附屬公司
ASP 平均售價	average selling price(s) of the products of the Group 本集團產品的平均售價
Audit Committee 審計委員會	audit committee of the Board 董事會審計委員會
Baoji Fufeng 寶雞阜豐	寶雞阜豐生物科技股份有限公司 (Baoji Fufeng Biotechnologies Co., Ltd.), an indirect wholly-owned subsidiary of the Company 寶雞阜豐生物科技股份有限公司，本公司間接全資附屬公司
Board 董事會	the board of Directors 董事會
BVI 英屬處女群島	The British Virgin Islands 英屬處女群島
CG Code 企業管治守則	Code on Corporate Governance Practice under Appendix 14 of the Listing Rules 上市規則附錄十四項下企業管治常規守則
Company 本公司	Fufeng Group Limited 阜豐集團有限公司
Director(s) 董事	the director(s) of the Company 本公司董事
EIT 企業所得稅	enterprise income tax 企業所得稅
ESG ESG	environmental, social and governance 環境、社會及管治
ESG Committee ESG 委員會	environmental, social and governance committee 環境、社會及管治委員會
Expand Base Expand Base	Expand Based Limited, an indirect wholly-owned subsidiary of the Company Expand Based Limited，本公司間接全資附屬公司

GLOSSARY *(Continued)*
詞彙 *(續)*

Fufeng Singapore Fufeng Singapore	Fufeng (Singapore) Pte. Ltd., an indirect wholly-owned subsidiary of the Company Fufeng (Singapore) Pte. Ltd.，本公司間接全資附屬公司
Fufeng USA Fufeng USA	Fufeng USA Incorporated, an indirect wholly-owned subsidiary of the Company Fufeng USA Incorporated，本公司間接全資附屬公司
Full Profit 豐盈	Full Profit Investment (Group) Ltd., an indirect wholly-owned subsidiary of the Company 豐盈投資(集團)有限公司，本公司間接全資附屬公司
FVOCI 按公平值計入其他綜合收益	fair value through other comprehensive income 按公平值計入其他綜合收益
FVPL 按公平值計入損益	fair value through profit or loss 按公平值計入損益
Group 本集團	the Company and its subsidiaries 本公司及其附屬公司
HKAS 香港會計準則	Hong Kong Accounting Standard issued by HKICPA 香港會計師公會頒佈之香港會計準則
HKFRS 香港財務報告準則	Hong Kong Financial Reporting Standards 香港財務報告準則
HKICPA 香港會計師公會	Hong Kong Institute of Certified Public Accountants 香港會計師公會
Hong Kong 香港	the Hong Kong Special Administrative Region of the PRC 中國香港特別行政區
Hulunbeier Fufeng 呼倫貝爾阜豐	呼倫貝爾東北阜豐生物科技有限公司 (Hulunbeier Northeast Fufeng Biotechnologies Co., Ltd.), an indirect wholly-owned subsidiary of the Company 呼倫貝爾東北阜豐生物科技有限公司，本公司間接全資附屬公司
IM Fufeng 內蒙古阜豐	內蒙古阜豐生物科技有限公司 (Neimenggu Fufeng Biotechnologies Co., Ltd.), an indirect wholly-owned subsidiary of the Company 內蒙古阜豐生物科技有限公司，本公司間接全資附屬公司
Jilin COFCO 吉林中糧	Jilin COFCO Biomaterial Co. Ltd., an associate of which 30% are held by the Group 吉林中糧生物材料有限公司，本集團持有30%權益的聯繫人
Listing Date 上市日期	8 February 2007, the date on which the Company was listed on the Stock Exchange 二零零七年二月八日，本公司於聯交所上市當日

GLOSSARY (Continued)

詞彙(續)

Listing Rules 上市規則	the Rules Governing the Listing of Securities on the Stock Exchange 聯交所證券上市規則
Longjiang Fufeng 龍江阜豐	齊齊哈爾龍江阜豐生物科技股份有限公司 (Qiqihar Longjiang Fufeng Biotechnologies Co., Ltd.), an indirect wholly-owned subsidiary of the Company 齊齊哈爾龍江阜豐生物科技股份有限公司，本公司間接全資附屬公司
Model Code 標準守則	Model Code for Securities Transactions by Directors of Listed Issuers as set out in Appendix 10 of the Listing Rules 上市規則附錄十所載上市發行人董事進行證券交易的標準守則
MPF 強積金	mandatory provident fund 強制性公積金
MSG 味精	monosodium glutamate, a salt of glutamic acid which is commonly used as a flavour enhancer and additive in the food industry, restaurant and household application 谷氨酸鈉，為食品業、食肆及家庭普遍用作調味劑及添加劑的谷氨酸鹽
New Share Option Scheme 新購股權計劃	the share option scheme adopted by the Company on 12 May 2017 for granting the share options to certain Directors and employees of the Company 本公司於二零一七年五月十二日採納的購股權計劃，以向若干董事及本公司僱員授出購股權
Nomination Committee 提名委員會	nomination committee of the Board 董事會提名委員會
OCI 其他綜合收益	other comprehensive income 其他綜合收益
Post-IPO Share Option Scheme 首次公開招股後購股權計劃	the share option scheme adopted by the Company on 10 January 2007 for granting the share options to certain Directors and employees of the Company after IPO 本公司於二零零七年一月十日所採納的購股權計劃，以於首次公開招股後向若干董事及本公司僱員授出購股權
PRC 中國	the People's Republic of China, which for the purpose of this report exclude Hong Kong, the Macau Special Administrative Region of the PRC and Taiwan 中華人民共和國，就本報告而言，不包括香港、中國澳門特別行政區及台灣
Remuneration Committee 薪酬委員會	remuneration committee of the Board 董事會薪酬委員會
Ruixin 瑞信	Hulunbuir Ruixin Agricultural Development Co., Ltd., an associate of which 49% are held by the Group 呼倫貝爾瑞信農業發展有限公司，本集團持有49%權益的聯繫人

GLOSSARY *(Continued)*
詞彙 *(續)*

SFO 證券及期貨條例	the Securities and Futures Ordinance (Chapter 571 of the Laws of Hong Kong) 香港法例第 571 章證券及期貨條例
Shandong Fufeng 山東阜豐	山東阜豐發酵有限公司 (Shandong Fufeng Fermentation Co., Ltd.), an indirect wholly-owned company of the Company 山東阜豐發酵有限公司，本公司間接全資附屬公司
Share(s) 股份	share(s) in the share capital of the Company 本公司股本中的股份
Shareholder(s) 股東	holder(s) of the Share(s) 股份持有人
Shenhua Pharmaceutical 神華藥業	江蘇神華藥業有限公司 (Jiangsu Shenhua Pharmaceutical Co., Ltd.), a company with limited liability established in the Jiangsu Province of the PRC, an indirect wholly-owned subsidiary of the Company 江蘇神華藥業有限公司，於中國江蘇省成立的有限公司，本公司間接全資附屬公司
Stock Exchange 聯交所	the Stock Exchange of Hong Kong Limited 香港聯合交易所有限公司
Summit Challenge Summit Challenge	Summit Challenge Limited, an indirect wholly-owned subsidiary of the Company Summit Challenge Limited，本公司間接全資附屬公司
Trans-Asia 環亞	Trans-Asia Capital Resources Ltd., an indirect wholly-owned subsidiary of the Company 環亞資本有限公司，本公司間接全資附屬公司
Xinjiang Fufeng 新疆阜豐	新疆阜豐生物科技有限公司 (Xinjiang Fufeng Biotechnologies Co., Ltd.), an indirect wholly-owned subsidiary of the Company 新疆阜豐生物科技有限公司，本公司間接全資附屬公司
Year 本年度	year ended 31 December 2022 截至 2022 年 12 月 31 日止年度
U.S. 美國	United States of America 美利堅合眾國
HKD 港元	Hong Kong dollars, the lawful currency of Hong Kong 香港法定貨幣港元
RMB 人民幣	Renminbi, the lawful currency of the PRC 中國法定貨幣人民幣

GLOSSARY *(Continued)*
詞彙 *(續)*

USD 美元	United States dollars, the lawful currency of the United States of America 美利堅合眾國法定貨幣美元
EUR 歐元	Euro, the lawful currency of the participating states within the European Union 歐盟各參與國的法定貨幣歐元
SGD 新加坡元	Singapore dollars, the lawful currency of Singapore 新加坡法定貨幣新加坡元
% %	per cent 百分比



Fufeng Group Limited
阜豐集團有限公司



MIX
Paper from
responsible sources
FSC® C120915