

MOBI 摩比

MOBI Development Co., Ltd.

摩比發展有限公司

(Incorporated in the Cayman Islands with limited liability)

(於開曼群島註冊成立的有限公司)

Stock Code 股份代號：947



2023

中期報告

INTERIM REPORT



CONTENTS | 目錄

2	CORPORATE PROFILE 公司簡介
3	FINANCIAL HIGHLIGHTS 財務概要
4	MANAGEMENT DISCUSSION AND ANALYSIS 管理層討論及分析
23	OTHER INFORMATION 其他資料
34	CONDENSED CONSOLIDATED STATEMENT OF PROFIT OR LOSS AND OTHER COMPREHENSIVE INCOME 簡明綜合損益及其他全面收益報表
35	CONDENSED CONSOLIDATED STATEMENT OF FINANCIAL POSITION 簡明綜合財務狀況報表
37	CONDENSED CONSOLIDATED STATEMENT OF CHANGES IN EQUITY 簡明綜合權益變動報表
39	CONDENSED CONSOLIDATED STATEMENT OF CASH FLOWS 簡明綜合現金流量報表
40	NOTES TO THE CONDENSED CONSOLIDATED FINANCIAL STATEMENTS 簡明綜合財務報表附註

Corporate Profile

公司簡介

MOBI Development Co., Ltd. (the “Company”) was incorporated in the Cayman Islands as an exempted company with limited liability on 16 December 2002. The shares of the Company were listed on The Stock Exchange of Hong Kong Limited (the “Stock Exchange”) on 17 December 2009 (Stock Code: 947).

We operate through our subsidiaries MOBI Antenna Technologies (Shenzhen) Co., Ltd. (“MOBI Shenzhen”), MOBI Telecommunications Technologies (Ji’an) Co., Ltd. (“MOBI Jian”), MOBI Technologies (Xi’an) Co., Ltd. (“MOBI Xian”), MOBI Technology (Hong Kong) Limited (“MOBI HK”), MOBI Technology (Shenzhen) Co., Ltd. (“MOBI Technology”), Shenzhen MOBI Shiye Development Co., Ltd., Xi’an Shengrong Communication Technologies Co., Ltd., Shenzhen Shengyuzhahui Network Technology Co., Ltd., Ji’an Jinshengjing Technology Co., Ltd., Shenzhen MOBI Network Communication Co., Ltd. and Xi’an MOBI Antenna Technologies Engineering Co., Ltd..

We are one of the few one-stop providers of wireless communication antennas and base station Radio Frequency (“RF”) subsystems in China. Our business consists of the design, manufacture, marketing and sale of antennas, base station RF subsystem and solutions that are the required components of mobile communication coverage systems, including, wireless access systems (WiFi and PHS), 2G (GSM and CDMA), 3G (TD-SCDMA, CDMA 2000, W-CDMA and WiMax), 4G (TD-LTE and FDD-LTE), 5G, MIMO antennas, satellite communication and microwave transmission networks. We sell our products to network operators in China and overseas directly for deployment into the networks they are constructing and operating. We also sell our products to some of the world’s leading wireless network solution providers who incorporate our products into their wireless coverage solutions, such as their proprietary base stations, which they then sell to network operators worldwide.

We are committed to providing quality and sophisticated products and building long term relationships with our customers.

摩比發展有限公司(「本公司」)於2002年12月16日在開曼群島註冊成立為獲豁免有限責任公司。本公司股份於2009年12月17日在香港聯合交易所有限公司(「聯交所」)上市(股份代號：947)。

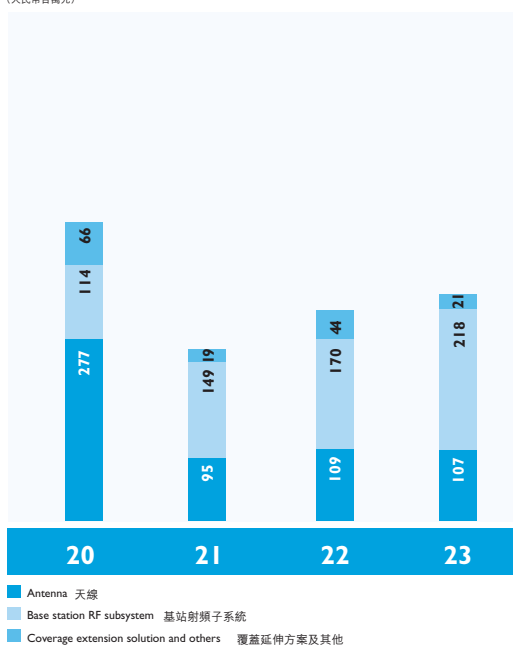
本公司透過子公司摩比天線技術(深圳)有限公司(「摩比深圳」)、摩比通訊技術(吉安)有限公司(「摩比吉安」)、摩比科技(西安)有限公司(「摩比西安」)、摩比科技(香港)有限公司(「摩比香港」)、摩比科技(深圳)有限公司(「摩比科技」)、深圳市摩比實業發展有限公司、西安晟容通信技術有限公司、深圳市晟煜智慧網絡科技有限公司、吉安市金晟景科技有限公司、深圳市摩比網絡通信有限公司及西安摩比天線技術工程有限公司經營業務。

本公司為中國少數的一站式無線通信天線及基站射頻(「射頻」)子系統供應商之一。本公司的業務包括設計、製造、營銷和銷售天線、基站射頻子系統與解決方案，該等產品是移動通信覆蓋系統的必需部件，包括無線接入系統(WiFi和PHS)、2G(GSM及CDMA)、3G(TD-SCDMA、CDMA 2000、W-CDMA和WiMax)、4G(TD-LTE和FDD-LTE)、5G、MIMO天線、衛星通信網絡及微波傳輸網絡。本公司直接向中國和海外的網絡運營商銷售產品，以供配置於其構建及經營的網絡。本公司亦向若干全球領先的無線網絡方案供應商銷售產品，而後者將本公司產品整合於其無線覆蓋方案(如其專有基站)中，繼而銷售予世界各地的網絡運營商。

本公司致力於提供高質量的先進產品並與客戶建立長期的關係。

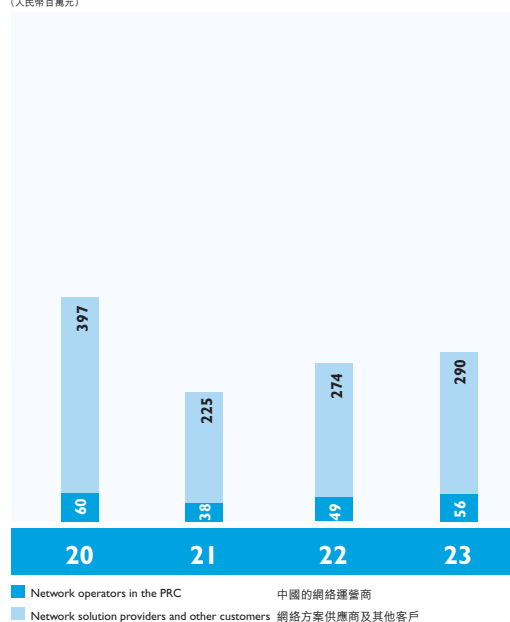
Analysis of revenue by business type for the six months ended 30 June (unaudited)

按業務分類的收入分析
截至6月30日止六個月（未經審核）
(In RMB million)
(人民幣百萬元)



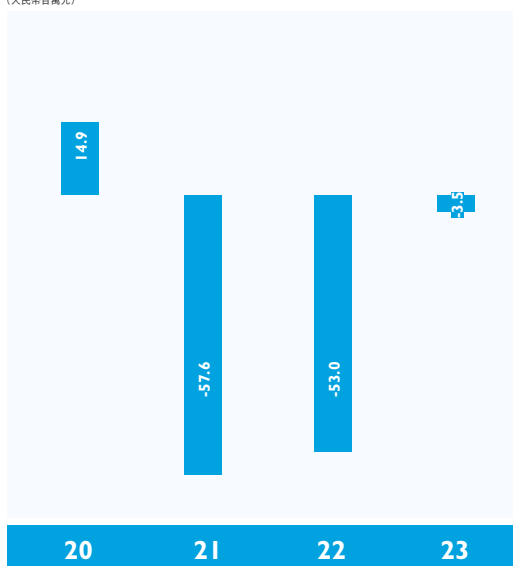
Analysis of revenue by customer type for the six months ended 30 June (unaudited)

按客戶分類的收入分析
截至6月30日止六個月（未經審核）
(In RMB million)
(人民幣百萬元)



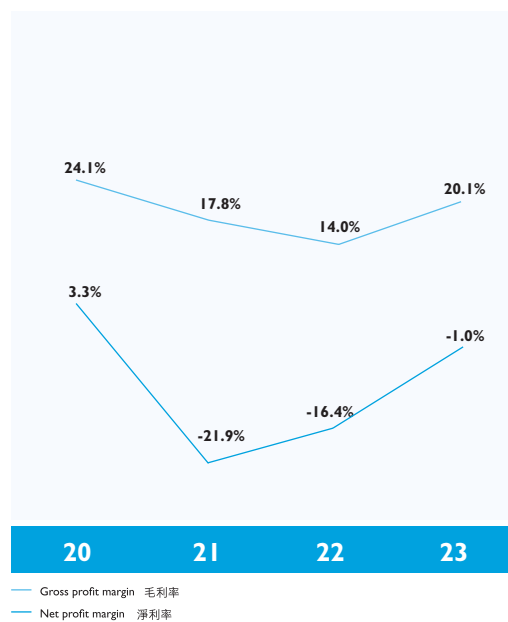
Profit attributable to shareholders for the six months ended 30 June (unaudited)

股東應佔利潤
截至6月30日止六個月（未經審核）
(In RMB million)
(人民幣百萬元)



Profit margin for the six months ended 30 June (unaudited)

利潤率
截至6月30日止六個月（未經審核）



Management Discussion and Analysis

管理層討論及分析

BUSINESS AND FINANCIAL REVIEW

Revenue

The Group's unaudited consolidated revenue for the six months ended 30 June 2023 amounted to approximately RMB345.7 million, representing an increase of approximately 6.9% as compared with approximately RMB323.3 million in the corresponding period of 2022. Of which, sales of antenna system products decreased by approximately 1.8% to approximately RMB106.9 million, sales of base station RF subsystem products increased significantly by approximately 28.3% to approximately RMB217.9 million, and sales of coverage extension solution products and other products decreased significantly by approximately 53.0% to approximately RMB20.96 million.

In the first half of 2023, the Group achieved further breakthroughs in both the domestic and overseas markets. In particular, the Group won the centralized procurement bidding of major domestic operators and maintained close cooperation with international equipment manufacturer customers, so that orders and shipments continued to rise. With the continuous deepening and strengthening of cooperation with domestic and foreign operators and equipment manufacturer customers, our product quality and delivery capability obtained the unanimous recognition of customers. In addition, the Group has stepped up its efforts in the development of business areas such as energy saving/new energy in recent years, and relevant projects have been gradually implemented. The Group has continued to implement effective cost management in internal operations, with gross profit margin increasing significantly year-on-year and profitability continuing to improve. The expense structure has also been continuously optimized, with expense control measures continuing to be put in place, the overall expense scale declining and operational efficiency being enhanced. All of the above factors have resulted in a significant improvement in the Group's revenue and profit margin for the first half of 2023 as compared to the corresponding period of the previous year. In addition, as revenue from some of the projects is expected to be recognized in the second half of 2023 and after, this will have a positive impact on the Group's full-year revenue for 2023. In the future, the Group will focus on the global market simultaneously and further deepen its participation in the construction of global communications networks. We believe that the continued consolidation of the traditional business and the sustained efforts in business areas such as energy saving/new energy will bring further performance growth to the Group.

業務及財務回顧

收入

本集團截至2023年6月30日止六個月的未經審核綜合收入約為人民幣3.457億元，較2022年同期約人民幣3.233億元增長約6.9%。其中，天線系統產品的銷售額減少約1.8%至約人民幣1.069億元，基站射頻子系統產品的銷售額大幅增長約28.3%至約人民幣2.179億元，覆蓋延伸方案及其他產品的銷售額大幅減少約53.0%至約人民幣2,096萬元。

2023年上半年，本集團在國內市場與海外市場均實現了進一步的突破，尤其中標國內主要運營商集採標的並保持與國際設備商客戶的緊密合作，訂單與出貨持續攀升，與國內外運營商客戶以及設備商客戶的合作不斷深入和加強，產品品質與交付能力獲得了客戶的一致認可。此外，本集團近年來加大對節能／新能源等業務領域的開拓力度，相關項目逐步落地。而內部運營在持續推行有效的成本管理，毛利率同比明顯增長，盈利能力持續改善；費用結構也不斷優化，費用控制措施持續落地，整體費用規模下降，運營效益得到提升。綜上所有因素使得本集團2023年上半年的收入及利潤率較上年同期大幅改善。此外，由於部分專案的收入預計將在2023年下半年及之後確認，這將對本集團2023年全年收入產生正面影響。未來，本集團將同步關注全球市場，進一步深度參與全球通信網絡建設。相信隨著傳統業務的不斷夯實以及節能／新能源等業務領域的持續發力，都將為本集團帶來進一步的業績增長。

Management Discussion and Analysis

管理層討論及分析

Antenna system

The Group's products of antenna system are primarily sold to China's domestic network operators and network operators in overseas markets (for example in markets such as Asia, Europe and Americas); whilst a portion of our products of antenna system are sold to operators worldwide by way of network solution provider customers such as ZTE and Nokia.

Revenue from antenna system products decreased by approximately 1.8% to approximately RMB106.9 million in the first half of 2023 as compared with the corresponding period of 2022 (1H 2022: approximately RMB108.9 million). Currently, changes in the 5G construction mode in China have led to changes in the product structure, with the procurement method of base station antennas evolving from the original "bundling" to the current "unpacking", and the frequency band of the 5G construction evolving also from high-frequency band to predominantly medium and low-frequency band, resulting in changes in the shape of base station antennas. As a result, the revenue share of the Group attributable to antenna products such as 5G antennas and low-band refarming/IoT antennas decreased, while the revenue share of the Group attributable to multi-band/multi-system antenna products increased. The Group actively participated in the construction of medium and low-frequency band networks of domestic operators and won major base station antenna centralized procurement bids, with orders and shipments continuing to climb in the first half of the year. As revenue from certain projects of the operators is expected to be recognized in the second half of 2023 and after, this will also have a certain impact on the revenue from antenna systems in the first half of 2023. In addition, driven by the demand of international operators, FDD+TDD antennas, multi-band/multi-system antennas as well as other antenna products still achieved further breakthroughs, with sales increasing significantly by approximately 51.1%, 83.4% and 295.8% over the corresponding period in 2022 to approximately RMB9.81 million, approximately RMB80.09 million and approximately RMB4.49 million, respectively.

天線系統

本集團的天線系統產品主要銷售給中國國內的網絡運營商，以及海外市場的網絡運營商（如亞洲、歐洲、美洲等市場），亦有部分天線系統產品透過網絡解決方案供應商客戶（如中興通訊、諾基亞等），銷售給全球的運營商客戶。

2023年上半年天線系統產品的收入較2022年同期減少約1.8%至約人民幣1.069億元（2022年同期：約人民幣1.089億元）。目前，國內5G建設模式的變化使得產品結構發生變化，基站天線的採購方式由原先的「捆包」演變成現在的「拆包」，5G建設頻段亦由高頻段演變成以中低頻段為主，基站天線的形態進而發生變化，這使得本集團的5G天線、低頻重耕／物聯網天線等天線產品的收入佔比降低，而多頻／多系統天線產品的收入佔比提升。本集團積極參與國內運營商中低頻段網絡建設，中標主要基站天線集採標的，訂單及出貨量在上半年持續攀升。由於運營商部分項目的收入預計在2023年下半年及之後確認，這亦對2023年上半年天線系統的收入產生一定影響。此外，疊加受國際運營商的需求拉動，FDD+TDD天線、多頻／多系統天線以及其他天線產品仍取得了進一步的突破，銷售額較2022年同期分別大幅增長約51.1%、83.4%以及295.8%，至約人民幣981萬元、約人民幣8,009萬元與約人民幣449萬元。

Management Discussion and Analysis

管理層討論及分析

Base station RF subsystem

The Group is one of the core suppliers of RF subsystems for international communication equipment manufacturers, such as ZTE and Nokia, and provides them with a variety of products and solutions, including RF subsystem products. The Group continuously maintained its position as a leading supplier of telecommunications equipment manufacturers in the world. Due to the increase in order demand from major international equipment manufacturer customers, for the six months ended 30 June 2023, revenue from base station RF subsystem products increased by approximately 28.3% as compared with the corresponding period of 2022 to approximately RMB217.9 million (1H 2022: approximately RMB169.9 million). Of which, in the first half of 2023, the sales of WCDMA/FDD-LTE RF products increased by approximately 34.1% as compared with the corresponding period of 2022 to approximately RMB209.5 million, while new breakthroughs were made in Low-band refarming/IoT RF products and TD/TD-LTE RF products, with a significant increase of approximately 1,914.7% and approximately 83.3% respectively as compared with the corresponding period of last year.

In the first half of 2023, the Group steadily secured a number of research and development projects and market orders including those for filters, combiners and diplexer, from major system equipment manufacturers (such as ZTE and Nokia) in the world, and achieved large-scale production, and a steady increase in the market share and delivery ratio especially among international equipment manufacturers. Benefiting from the further deepening of cooperation with major global leading equipment manufacturer customers, the Group's RF business orders have been on the rise and its share of sales revenue has continued to grow in recent years. Meanwhile, the Group successively won the bid for RF device projects of major domestic operators and some overseas operators, and achieved large-scale delivery. The Group believes that with the further advancement of global 5G network construction, there remains room for the continuous growth of base station RF subsystem products in the future.

基站射頻子系統

本集團是跨國通信設備商（如中興通訊及諾基亞等）的核心射頻子系統供應商之一，向他們提供射頻子系統產品在內的多種產品及解決方案。本集團持續保持在全球領先電信設備商中主力供應商的地位，受國際主要設備商客戶訂單需求增長的拉動影響，截至2023年6月30日止六個月，基站射頻子系統產品的收入較2022年同期增長約28.3%至約人民幣2.179億元（2022年同期：約人民幣1.699億元）。其中，2023年上半年，WCDMA/FDD-LTE射頻產品的銷售額較2022年同期增長約34.1%至約人民幣2.095億元，而低頻重耕／物聯網射頻產品以及TD/TD-LTE射頻產品亦取得新突破，較去年同期分別大幅增長約1,914.7%和約83.3%。

2023年上半年，本集團穩定獲得全球各主要系統設備商（如中興通訊及諾基亞等）的包括濾波器、合路器、雙工器等在內的多個研發專案和市場訂單，並形成規模化生產，尤其是在國際設備商客戶的市場份額和交付佔比穩步提升。受益於與全球主要領先設備商客戶進一步深入的合作，本集團近幾年射頻業務的訂單不斷攀升，銷售收入佔比持續增長。與此同時，本集團接連中標國內主要運營商及部分海外運營商的射頻器件專案，並實現了規模化的交付。本集團相信，隨著全球5G網絡建設的進一步推進，基站射頻子系統產品在未來有持續的增長空間。

Management Discussion and Analysis

管理層討論及分析

Coverage extension solution and others

The arrival of the 5G era brings rich application scenarios and empowers vertical industries. The Group is committed to creating a diversified product portfolio, opening up the second and third growth curves and participating more in the construction of a new ecology in the 5G era. In the first half of 2023, sales of the Group's aesthetic antennas decreased by approximately 77.3% to approximately RMB9.98 million as compared to the corresponding period of 2022 as a result of the decline in the current market demand for aesthetic products, which in turn led to the decrease in sales of the Group's coverage extension solutions and other products by approximately 53.0% to approximately RMB20.96 million in the first half of 2023 as compared to the corresponding period of 2022 (1H 2022: approximately RMB44.61 millions). However, the Group successively won a number of projects of domestic operators, government and enterprises, involving various products such as indoor distributed antenna and devices, ICT. Meanwhile, with the accumulation of technology, products and customers, the Group has continued to make breakthroughs in several business areas such as gallium nitride end products, distributed photovoltaic, and its research and development capability as well as delivery capacity has been increasingly strengthened. The Group is full of confidence in the future diversified product portfolio and new business expansion. The Group believes that through its upfront product and business deployment, the rising demand for indoor distributed products, coupled with the broad market outlook in the energy saving/new energy sector, will create sustained growth potential for the Group.

Customer

In the first half of 2023, the Group noticed that changes in 5G construction model also brought about changes in the structure of revenue from customers, while the Group's long-term and deep cooperation with telecommunication equipment manufacturers and telecommunication operators provides the Group with strong competitive advantages in the changes of market opportunities.

覆蓋延伸方案及其他

5G時代的到來帶來了豐富的應用場景，並賦能垂直行業，本集團致力於打造多元化的產品組合，開闢第二、第三增長曲線，更多的參與到5G時代新生態的構建中。2023年上半年，由於目前市場對於美化類產品的需求下降，本集團美化天線的銷售額較2022年同期減少約77.3%至約人民幣998萬元，進而導致本集團覆蓋延伸方案及其他產品2023年上半年的銷售額較2022年同期減少約53.0%至約人民幣2,096萬元（2022年同期：約人民幣4,461萬元）。但是本集團接連中標國內運營商、政企的多個項目，涉及室分天線及器件、ICT等多種產品；同時憑藉著技術、產品、客戶的積累，在氮化鎵終端產品、分佈式光伏等多項業務領域不斷突破，研發能力以及交付能力日益增強。本集團對未來多元化的產品組合以及新業務的拓展充滿信心，隨著室分類產品的需求不斷上漲，加之節能／新能源領域廣闊的市場前景，相信通過前期的產品及業務部署，都將為本集團帶來持續的增長潛力。

客戶

2023年上半年，本集團注意到5G建設模式的變化亦帶來客戶收入結構的變化，而本集團同電信設備商以及電信運營商長期深入的合作，能夠在市場機會變化中擁有強大的競爭優勢。

Management Discussion and Analysis

管理層討論及分析

In the first half of 2023, the Group's sales to major operator customers in China increased by approximately 15.3% as compared with the corresponding period of 2022 to approximately RMB56.21 million, and accounted for approximately 16.3% of the total revenue for the current period. With the change of 5G construction mode, domestic operators are mainly focusing on the construction of medium and low-frequency bands. Previously, the Group secured a 16% share in the "2022 China Unicom Base Station Antenna Centralized Procurement Project", which mainly focuses on the construction of 900M frequency band, and the related demand continued to be released in the first half of 2023, and the Group's shipments of the same also continued to rise. The delivery of the project is expected to be carried out in phases, with the first phase to be delivered in 2023, and is currently progressing smoothly. On the one hand, the Group actively participates in the construction of domestic communications networks, and the cooperation interface with major domestic operators has been deepening, with the scale of bids won and order deliveries continuing to rise; on the other hand, the Group continuously to optimize its product structure and participates in the projects of major operators including base station antenna series, indoor antenna series, aesthetic antenna series, and RF device series. With the continuous advancement of medium and low-frequency band deployment and construction by domestic operators, as well as the expected large-scale commercial application of 5G, the Group believes that the opportunities for these 5G network construction will also provide room for continuous growth.

In the first half of 2023, the Group's sales to equipment manufacturer customers in China decreased by approximately 13.3% to approximately RMB66.15 million as compared to the same period last year, accounting for approximately 19.1% of the total revenue in the first half of 2023 due to the difference in the construction cycle of the end customers. However, the Group still enjoys the advantage of being a major supplier of major equipment manufacturers in China and maintains strategic cooperation with them to capture a significant market share. Meanwhile, the Group's expanding cooperation with its major equipment manufacturer customers in China in research and development projects as well as product categories is also expected to contribute to deep cooperation among the Group's various product lines in the future, which in turn will have a positive impact on revenue.

2023年上半年，本集團對中國主要運營商客戶的銷售規模較2022年同期增長約15.3%至約人民幣5,621萬元，佔當期總收入的比重為約16.3%。隨著5G建設模式的變化，國內運營商當前主要以中低頻段建設為主。此前，本集團在《2022年中國聯通基站天線集中採購項目》中斬獲16%的份額，該項目主要聚焦在900M頻段的建設，相關需求在2023年上半年不斷釋放，本集團對其出貨亦不斷攀升。該項目的交付預計將分年進行，2023年為第一期交付，目前進展順利。本集團一方面積極參與國內通信網絡建設，與國內主要運營商的合作界面不斷加深，中標規模和訂單交付持續攀升；另一方面，不斷優化產品結構，參與到主要運營商基站天線系列、室分天線系列、美化天線系列、射頻器件系列等項目中去。隨著國內運營商中低頻段鋪設建設的不斷推進，加之5G行業應用有望形成規模商用，本集團相信這些項目機會將帶來持續的增長空間。

2023年上半年，由於終端客戶建設週期的差異，本集團對中國設備商客戶的銷售額較去年同期減少約13.3%至約人民幣6,615萬元，佔2023年上半年總收入的比重為約19.1%。但是，本集團仍然擁有中國主要設備商的主力供應商優勢，並與之保持戰略性合作，佔據重要的市場份額。同時，本集團與中國主要設備商客戶在研發項目以及產品類別的合作不斷擴大，這也預計將對本集團未來各產品線的合作深度提供助力，進而對收入產生正面影響。

Management Discussion and Analysis

管理層討論及分析

The Group has always adhered to the strategic direction of international development, and the share of sales revenue from the export business has continued to maintain a growth momentum, while the market share and delivery ratio to international equipment manufacturer customers increased steadily. In the first half of 2023, the Group's sales to international equipment manufacturer customers increased by approximately 27.1% to approximately RMB180.2 million as compared to the same period last year, accounting for approximately 52.1% of the total revenue in the first half of 2023. In order to cater the constantly updated product demands from international equipment manufacturer customers, the Group has continued to optimize its research and development technologies, enhance its product quality, and maintain long-term and stable relationships with global leading equipment manufacturer customers, resulting in rising market shares and orders and increasing brand recognition. In the future, with the advancement of global communications network construction, the Group will strengthen cooperation and exchanges with international equipment manufacturer customers and continue to provide cost-effective products. It is believed that the business of international equipment manufacturers will continue to be a strong performance growth point of the Group in the future.

In the first half of 2023, due to the temporary fluctuation of orders from the Group's overseas operator customers, the sales scale decreased by approximately 27.8% to approximately RMB36.01 million as compared to the same period last year, accounting for approximately 10.4% of the total revenue in the first half of 2023. Currently, the capital expenditures of global operators changed cyclically, except that in some emerging markets (such as Africa, Southeast Asia and other regions), there was still large room for 4G network construction or transformation, and in many countries and regions, 5G construction was accelerated. It is expected that the capital expenditure of overseas operators will further increase in the future, and large-scale construction will also proceed simultaneously. The demand for overseas network construction will continue to increase with huge market potential. At present, the Group has continually received overseas orders and will continue to persist in the continuous expansion of overseas sales channels and overseas operator customers, which will bring opportunities for sustained business growth in the future.

本集團一直堅持國際化發展的戰略方針，出口業務的銷售收入佔比持續保持增長勢頭，對國際設備商客戶的市場份額和交付佔比穩步提升。2023年上半年，本集團對國際設備商客戶的銷售額較去年同期增長約27.1%至約人民幣1.802億元，佔2023年上半年總收入的比重為約52.1%。為了應對國際設備商客戶不斷更新的产品需求，本集團持續優化研發技術，提升產品品質，與全球領先設備商客戶保持長期穩定的合作關係，主力份額與市場訂單不斷攀升，品牌認可度亦持續提升。未來，隨著全球通信網絡建設的推進，本集團將加強與國際設備商客戶的合作交流，持續提供高性價比的產品，相信國際設備商業務未來仍將是本集團強勁的業績增長點。

2023年上半年，由於本集團海外運營商客戶訂單的暫時性波動，銷售規模較去年同期減少約27.8%至約人民幣3,601萬元，佔2023年上半年總收入的比重為約10.4%。目前，全球運營商的資本開支均呈現週期性的變化，除了部分新興市場（如非洲、東南亞等地區）仍有較大的4G網絡建設或改造空間，目前多個國家和地區均進入加速建設5G的週期，預計未來海外運營商資本開支將進一步上升，規模化建設也將同步進行。海外建網需求方興未艾，市場潛力巨大。當前，本集團持續收到海外訂單，並始終堅持海外銷售渠道和海外運營商客戶的不斷拓展，相信這將會在未來帶來持續增長的業務機會。

Management Discussion and Analysis

管理層討論及分析

Gross Profit

The Group's gross profit increased by approximately RMB24.21 million or approximately 53.4% from approximately RMB45.35 million in the first half of 2022 to approximately RMB69.56 million in the first half of 2023.

For the six months ended 30 June 2023, the Group's overall gross profit margin increased to approximately 20.1%, as compared with approximately 14.0% of the corresponding period last year, mainly due to the continuous deepening of international business and the increase of the number of shipments as compared with the corresponding period of 2022. The Group will continue to improve the overall gross profit margin through constantly optimizing products sales portfolio, increasing the proportion of high-tech products in sales and implementing effective control of internal costs.

Other Income and Expenses

Other income and expenses increased by approximately 55.1% from approximately RMB18.95 million in the first half of 2022 to approximately RMB29.39 million in the first half of 2023, mainly due to a decrease in the Group's non-operating expenses.

Distribution and Selling Expenses

Distribution and selling expenses decreased by approximately 10.1% from approximately RMB24.37 million in the first half of 2022 to approximately RMB21.90 million in the first half of 2023, primarily due to the decrease in staff wages, social insurance charges, office expenses, advertising fees, low-value consumables and depreciation expenses.

毛利

本集團毛利由2022年上半年約人民幣4,535萬元增加約人民幣2,421萬元或約53.4%至2023年上半年約人民幣6,956萬元。

截至2023年6月30日止六個月，本集團整體毛利率增加至約20.1%，而去年同期約為14.0%，主要由於國際業務持續深入，出貨額較2022年同期有所增加。本集團將持續透過產品銷售結構不斷優化升級、增加高技術產品的銷售比重、以及有效的內部成本控制來提高整體毛利率。

其他收入及開支

其他收入及開支由2022年上半年約人民幣1,895萬元增加約55.1%至2023年上半年約人民幣2,939萬元，主要是由於集團營業外支出減少所致。

分銷及銷售開支

分銷及銷售開支由2022年上半年約人民幣2,437萬元減少約10.1%至2023年上半年約人民幣2,190萬元，主要由於人員工資、社會保險費、辦公費、廣告費、低值易耗品及折舊費等費用的減少所致。

Management Discussion and Analysis

管理層討論及分析

Administrative Expenses

Administrative expenses decreased by approximately 5.8% from approximately RMB44.38 million in the first half of 2022 to approximately RMB41.82 million in the same period of 2023, mainly due to (1) the decrease in salaries, social insurance premiums, business expenses, welfare expenses and housing provident fund fees, and (2) the significant decrease in communication expenses, handling charges, union fees, other insurance premiums, low-value consumables, and recruiting and personnel agency fees as a result of the strengthening of the Group's expense control.

Research and Development Expenses

For the six months ended 30 June 2023, the Group recognised capitalization expenses of approximately RMB4.38 million. After the capitalization, research and development expenses decreased significantly by approximately 24.5% from approximately RMB47.40 million in the first half of 2022 to approximately RMB35.78 million in the first half of 2023, which was mainly attributable to adjustment of the research and development personnel structure and optimization of the research and development expenses, which caused the decrease in expenses including wages, social insurance charges, travel expenses, testing fees, R&D materials expenses and amortisation of intangible assets.

Finance costs

Finance costs increased by approximately 94.9% from approximately RMB1.58 million in the first half of 2022 to approximately RMB3.08 million in the first half of 2023, mainly due to an increase in the related interest expenses arising out of an increase in bank borrowings.

Loss before Taxation

Loss before taxation for the first half of 2023 was approximately RMB3.40 million, while loss before taxation for the corresponding period in 2022 was approximately RMB52.94 million. The loss decreased significantly by approximately 93.6% as compared with the corresponding period of last year, representing a significant improvement trend in profitability. Net profit margin before tax charges increased from approximately -16.4% in the first half of 2022 to approximately -1.0% in the first half of 2023.

行政開支

行政開支由2022年上半年約人民幣4,438萬元減少約5.8%至2023年同期約人民幣4,182萬元，主要由於本集團費用管控加強，使得(1)工資、社會保險費、業務費、福利支出及住房公積金費等費用減少所致及(2)通訊費、手續費、工會經費、其他保險費、低值易耗品及招募及人事代理費等費用均顯著減少所致。

研發開支

截至2023年6月30日止六個月，本集團確認約人民幣438萬元為資本化開支。經資本化後，研發開支由2022年上半年約人民幣4,740萬元大幅減少約24.5%至2023年上半年約人民幣3,578萬元，主要是由於研發人員結構調整及研發費用優化，使得工資、社會保險費、差旅費、測試費、研發材料費及無形資產攤銷等費用減少所致。

財務成本

財務成本由2022年上半年約人民幣158萬元增加約94.9%至2023年上半年約人民幣308萬元，主要由於銀行借款金額增加導致相關利息支出增加所致。

稅前虧損

2023上半年錄得稅前虧損約人民幣340萬元，而2022年同期錄得稅前虧損約人民幣5,294萬元，虧損額較去年同期大幅減少93.6%，盈利能力呈現明顯改善趨勢。扣稅前的淨利潤率由2022年上半年約-16.4%上升至2023年上半年約-1.0%。

Management Discussion and Analysis

管理層討論及分析

Income Tax Expenses

The Group's income tax expenses for the first half of 2023 was approximately RMB0.07 million, while the income tax expenses for the corresponding period in 2022 was approximately RMB0.11 million. Our effective tax rates calculated from the tax charged to the consolidated statements of comprehensive income over the loss before tax were approximately -0.2% in the first half of 2022 and approximately -2.1% in the first half of 2023, respectively.

Loss for the Reporting Period

Loss for the first half of 2023 was approximately RMB3.47 million, while loss for the corresponding period in 2022 was approximately RMB53.04 million. Loss for the reporting period decreased by approximately RMB49.57 million or approximately 93.5% as compared with the corresponding period of last year, representing an improvement in profitability. The Group's net profit margin was approximately -1.0% for the first half of 2023, as compared with approximately -16.4% for the same period of the first half of 2022.

FUTURE PROSPECTS

Looking forward, the Group will simultaneously promote the domestic and international business to strengthen the relationship with domestic customers while firmly deepening its international development path and constantly exploring new business opportunities. On the one hand, the Group will continue to be deeply engaged in the wireless mobile field, and focus on traditional businesses including antenna system business and RF subsystem business, and give full play to its advantages of technology and market accumulation. On the other hand, the Group will actively explore the application areas in the "5G+" vertical industry and new business areas including energy saving/new energy, and continuously explore growth curve in new business areas to capture more growth opportunities. In addition, the Group will further implement cost and expense control strategies to achieve both revenue and profit growth in the future.

所得稅開支

2023年上半年，本集團所得稅開支約為人民幣7萬元，而2022年同期則錄得所得稅開支約人民幣11萬元。本集團2022年上半年及2023年上半年按綜合全面收益表內扣除的稅項除以稅前虧損計算的實際稅率分別為約-0.2%及約-2.1%。

報告期內虧損

2023年上半年錄得虧損約人民幣347萬元，而2022年同期則錄得虧損約人民幣5,304萬元。報告期內虧損較去年同期減少約4,957萬元或約93.5%，利潤情況有所改善。本集團淨利潤率2023年上半年為約-1.0%，與2022年上半年同期為約-16.4%。

未來展望

展望未來，本集團將同步推進國內業務與國際業務的雙輪驅動，穩固國內客戶的同時，堅定深化國際化路線，並持續挖掘新的業務機會。一方面繼續深耕在無線移動領域，專注天線系統業務與射頻子系統業務等傳統業務領域，發揮自身技術與市場積累優勢。另一方面，積極探索「5G+」垂直行業應用領域以及節能／新能源等新業務領域，不斷尋求新的業務增長曲線，獲得更多的增長機會。此外，本集團也將在未來進一步施行成本及費用管控策略，以實現收入與利潤雙增長。

Management Discussion and Analysis 管理層討論及分析

In 2019, the Ministry of Industry and Information Technology (MIIT) issued 5G commercial licenses to four operators, namely China Mobile, China Unicom, China Telecom, and China Broadcasting Network, marking 5G commercialization in China. In November 2021, the MIIT issued the “14th Five-Year” Plan for the development of the information and communications industry, which specifies the major indicators for the development of the communications industry in the “14th Five-Year” Plan period. The 5G network will profoundly change the industrial structures with its advantages including high speed, low latency, large bandwidth and wide coverage, and help open a new era of internet of everything. Under the guidance of the central “14th Five-Year” Plan, and with the policy and industrial support from local governments, as 5G commercialization enters its fourth year, China will continue to promote 5G commercial deployment and large-scale application, realizing a double breakthrough in the depth and breadth of 5G application in key areas, and continue to bring new industrial development opportunities and industry consolidation opportunities, and the fundamentals of the communications industry will also continue to be improved. China’s 5G construction has always been in a leading position in the world, and the phenomenal applications of 5G have yet to appear. With the gradual advancement of the construction, the downstream supporting applications will increasingly mature, which will once again drive the construction of 5G, bringing the driving force for a new wave of science and technology and industrial changes as well as a new impetus for economic development.

According to the GSMA and the China Academy of Information and Communications Technology, the global 5G network construction process is progressing steadily, “more than 200 operators in more than 90 countries and regions have announced the provision of 5G business, and the scope of commercialization is expanding from the mainstream developed regions to the less-developed regions. In developed areas of 5G network construction including Europe, Asia Pacific, and North America, commercialization has basically been realized in major countries and regions. 5G network deployment and pre-commercialization have also been carried out in some developing countries and emerging markets (such as South Asia, Eastern Europe, Central and South America, Africa)”. It is expected 5G connections will account for a quarter of total mobile connections by 2025. International development has always been an important strategy of the Group. In the future, with the gradual saturation of overseas 4G network markets, the introduction of 5G in foreign countries will have a counter-cyclical impact on us and will also bring new opportunities. The Group will further

2019年，工信部向中國移動、中國聯通、中國電信和中國廣電四家運營商發放5G商用牌照，5G正式進入商用階段；2021年11月，工信部發佈《「十四五」資訊通信行業發展規劃》，規劃中制定了「十四五」時期通信行業發展的主要指標。5G網絡以其高速率、低時延、大帶寬、廣覆蓋等優勢深刻改變產業格局，開啟萬物互聯的新時代。在中央「十四五」規劃指導和地方政府政策與產業助力的背景下，5G商用進入第四年之際，中國將持續推進5G商用部署和規模化應用，實現重點領域5G應用深度和廣度雙突破，並持續帶來新的產業發展機會和行業整合機遇，通信行業基本面亦將持續改善。中國5G建設始終處於全球領先地位，當前5G的現象級應用有待出現，隨著建設的逐步推進，下游配套應用將會逐漸成熟，從而再次拉動5G的相關建設，帶來新一輪科技浪潮和產業變革的驅動力，以及經濟發展的新動能。

據GSMA、中國資訊通信研究院統計，全球5G通信網絡建設進程穩步推進，「目前已有超過90個國家和地區的200餘家運營商已宣佈提供5G業務，商用範圍從主流發達地區向欠發達地區不斷拓展。在歐洲、亞太、北美這些5G網絡建設先發地區，主要國家和地區基本實現商用；一些發展中國家及新興市場（如南亞、東歐、中南美洲、非洲等地區）也陸續進行5G網絡部署與預商用」，並預計在2025年，5G連接數將佔總移動連接數的1/4。國際化發展是本集團一直堅持的重要戰略，未來隨著海外4G網絡的逐漸飽和，海外5G的導入對於我們來說會有逆週期的影響，也能帶來一些新的機遇。本集團將進一步拓展海外運營商市場，不斷進入各跨國與區域

Management Discussion and Analysis

管理層討論及分析

expand its presence in overseas operator markets and will be continuously included in the shortlist by major multinational and regional operators, thus continuously increasing the Company's share in the global market in the long term. The Group is also strengthening strategic partnerships with international equipment manufacturer, improving research and development capabilities and product quality continually, and expanding technological advantages so as to maintain a steady increase trend in market share and delivery percentage. The continuous expansion of presence in the global market will help advance the upward development in the next few years and achieve sustained growth for a longer period.

In addition to the continuous consolidation of the traditional business, the Group continues to develop and deploy its efforts in the new business direction, expanding its presence in energy conservation and new energy, and accelerating the process of industrial transformation. Against the background of "new infrastructure" and "carbon peak emissions and carbon neutrality", the national power grid and new energy infrastructure are progressing steadily. In respect of communications technology, rich experience in products and solutions is accumulated in application scenarios including optical communications, communication base stations, backup power supply, and 5G, which enables the new energy business of enterprises in relation to "telecommunications + new energy" to have broad growth room in the future against the background of the energy revolution. Meanwhile, the homology of the underlying technologies, the scalability of production lines, the interoperability of pipelines and the greater demand on reliability and stability of communication technologies give communication enterprises certain advantages in new energy. With the support of favorable policies, it is expected to become another source of growth for the Group. It is believed that through the continuous consolidation of traditional business and the expansion of new business areas, the Group will gain more market share and achieve further breakthroughs.

Customers

The Group persists in the vision and goal of "becoming the world's first-class supplier of RF technology for mobile communications." The Group is committed to providing RF technology solutions to global leading system equipment manufacturers and telecommunication operators.

主要運營商的短名單，長期持續提升本公司在全球市場中的佔有率。同時加強與國際設備商的戰略合作關係，持續提升研發能力與產品品質，擴大技術優勢，進而保持市場份額和交付佔比穩步提升的態勢。持續拓展全球市場，不僅可以推動未來幾年向上週期發展，還可以在更長的時間內實現持續增長。

除了傳統業務的不斷夯實，本集團持續在新業務方向進行發力及部署，拓展節能與新能源領域，加快產業化轉型進程。在「新基建」「碳達峰、碳中和」等背景下，國家電網和新能源基礎建設穩步推進。而通信技術在光通信、通信基站、後備電源、5G等應用場景積攢了較為豐富的產品和解決方案經驗，這亦使得在能源革命下，「通信+新能源」相關企業在新能源業務市場的成長空間巨大。同時底層技術的同源性、產線的可擴展性、管道的互通性以及通信技術對於可靠性和穩定性有較高的要求，使得通信企業在新能源領域有一定優勢。在政策利好的加持下，這預計將成為本集團另一條業績增長線。相信通過傳統業務的不斷夯實以及新業務領域的持續拓展，本集團將佔據更多的市場份額，實現進一步的突破。

客戶方面

本集團堅持「成為全球一流的移動通信射頻技術供貨商」的願景目標，致力於為全球各領先的系統設備商與電信運營商提供射頻技術解決方案。

Management Discussion and Analysis

管理層討論及分析

The Group is also one of the few one-stop providers in China who can provide RF solutions to international system equipment manufacturers and network operators, which enables the Group to maintain a continuous leading edge in product technology and continuous expansion of customer channels.

In 2023, in terms of traditional customers, the Group's relevant strategic cooperation with domestic and overseas operators and equipment manufacturers was continuously broadened and deepened. From the perspective of cooperation with operators, the Group had successively won the bids for projects involving antennas, filters, combiners, ICT and other items from major domestic operators, and maintained its close and in-depth strategic cooperation with domestic operators in macro base station antennas, integrated aesthetic antennas, RF devices, indoor distribution projects, aesthetic comprehensive solutions, special scenario coverage, etc. While consolidating its domestic operator business, the Group continues to explore the international operator market and carry forward the new short lists, which is expected to bring new business growth opportunities. With regard to cooperation with equipment manufacturers, the Group always maintained strategic cooperation with major domestic equipment manufacturers and leading international equipment manufacturer customer, maintained its position as a major supplier leveraging the advantages of continuously upgrading product technology and precise and reliable quality performance. The Group continues to win bids for RF devices and microwave series of products, and steadily increases its order size, market share and delivery ratio. With the gradual recovery of the economy after the outbreak of the epidemic, coupled with the support of relevant favorable policies in the PRC, the demand for domestic communications network construction will continue to increase. The Group has continued to win bids for procurement projects from domestic operators, which will drive the steady growth of the Group's business in the domestic market. Currently, the global 5G network construction has entered an accelerated development period and the business outlook is still quite promising. The Group has been expanding its international market over the years, and with its stable customer resources, continuous exploration of new customers, cost-effective products and experience in related technologies, the Group's market share of base station antenna and RF subsystem business in the global market is expected to be further enlarged.

本集團亦是國內少有的能同時為全球系統設備商與電信運營商提供射頻解決方案的一站式技術供貨商，這使得本集團始終能保持產品技術的持續領先和客戶管道的不斷拓展。

2023年，在傳統客戶方面，本集團與國內外運營商以及設備商的相關戰略合作界面不斷拓寬和加深。從與運營商的合作情況來看，本集團接連中標國內主要運營商涉及天線、濾波器、合路器、ICT等項目專案，在宏基站天線、一體化美化天線等專案以及射頻器件、室分專案、美化綜合解決方案、特殊場景覆蓋等多個維度與之保持緊密深入的戰略合作。在鞏固國內運營商業務的同時，本集團繼續開拓國際運營商市場，不斷推進新短名單的落地，這預計將帶來新的業務增長機會。從與設備商的合作情況來看，憑藉不斷升級的產品技術以及精密可靠的品質表現等優勢，本集團一直與國內主要設備商客戶及全球領先的國際設備商客戶保持戰略合作關係，並維持主力供貨商地位，不斷在射頻器件、微波系列等產品方面中標，訂單規模、市場份額以及交付佔比均穩步提升。隨著疫情放開後經濟的逐漸復甦，加之國內相關利好政策的加持，國內通信網絡建設需求將不斷釋放。本集團持續中標國內運營商的集採專案，這都將推動本集團國內市場業務的穩定增長。目前全球5G網絡建設進入加速發展期，業務前景仍相當可觀，本集團多年來不斷拓展國際市場，憑藉穩定的客戶資源、新客戶的不斷挖掘，高性價比的產品以及相關技術的經驗積累，本集團在全球市場中的基站天線與射頻子系統業務的市場份額將進一步擴大。

Management Discussion and Analysis

管理層討論及分析

In terms of potential customers, during recent years, there has been explosive growth in the “Communications +” sector. Benefitting from the release of policies, the Group enhanced its exploration of new business areas, with its foray into various projects such as energy saving solutions, intelligent terminals and parks. The Group discovered more potential customers, broke down the barriers of traditional business, and expanded its customer base while carrying out industrial upgrading and transformation. This will also lay the foundation for the Group’s future expansion of sales channels and results improvement.

The Group is confident in its annual results of operation for 2023.

Products

The Group has been deeply engaged in wireless communications field for more than 20 years. It is one of the few enterprises in China that simultaneously makes arrangements for antenna system and RF subsystem business lines. It has great advantages in terms of product line arrangements and technology accumulation. During the 2G era, almost 100% of the antennas required for base station construction in China were imported, and after 2000, China’s base station antenna industry entered a period of domestic substitution. Since 2005, the antenna equipment of major domestic operators has been unpacked and purchased nationwide, and the domestic base station antenna industry began to develop rapidly. Since 2009, China’s base station antenna industry has been developing rapidly by gradually breaking down patent barriers. With the official release of 5G licenses by the Ministry of Industry and Information Technology in 2019 and a 10-year license for the use of 5G medium and low-frequency use licenses in 2020, the domestic 5G construction is in a leading position globally. In May 2023, the Digital China Development Report (2022) released by the Cyberspace Administration of China mentioned that “in accordance with the principle of appropriate advancement, deeply promote 5G network, deployment and application of gigabit optical network scale”, and the 5G market will continue to maintain a robust growth. On the one hand, the domestic 5G network construction is currently in the stage of wide-coverage scale deployment. After the completion of 5G network coverage in the future, the depth of 5G coverage will be further promoted according to the application scenarios to maximize the value of 5G site

在潛力客戶方面，近年來，「通信+」領域爆發式增長，乘著政策東風，本集團亦不斷加大在新業務領域的探索力度，涉足節能解決方案、智慧終端、智慧園區等多個專案，挖掘更多的潛在客戶，打破傳統業務的壁壘，在產業化升級轉型的同時拓寬客戶群體，這亦將為本集團未來銷售管道的拓寬及業績增長奠定基礎。

本集團亦對2023年全年的業績充滿信心。

產品方面

本集團深耕無線通信領域20餘年，是國內少有的同時佈局天線系統及射頻子系統業務線的企業，在產品線佈局及技術積累方面擁有較大優勢。2G時期，我國基站建設所需天線幾乎100%依賴進口。2000年之後，中國基站天線產業步入國產替代期。從2005年開始，國內主要運營商的天線設備先後拆包全國集中採購，國內基站天線產業開始迅速發展。2009年開始，逐漸打破專利壁壘，中國基站天線產業快速發展。2019年工信部正式發放5G牌照，2020年頒發為期十年的5G中低頻段頻率使用許可證，國內5G建設處於全球領先地位。2023年5月，國家互聯網資訊辦公室發佈的《數位中國發展報告（2022年）》中提到「按照適度超前原則，深入推進5G網絡、千兆光網規模化部署和應用」，5G市場將繼續保持強勁發展勢頭。一方面，目前國內5G網絡建設處於廣覆蓋的規模部署的階段，在未來5G網絡覆蓋完成後，將根據應用場景進一步提升5G深度覆蓋，最大化5G網絡覆蓋價值，打造高品質5G網絡。隨著「十四五」規劃及相關政策的落地，國內基

Management Discussion and Analysis

管理層討論及分析

coverage and create a high-quality 5G network. With the implementation of the “14th Five-Year” Plan and related policies, there will be a large demand for base station construction in China. On the other hand, the application of “5G+” in various industries will continue to be implemented, and 5G commercialization will be rolled out and promoted to emerging markets. With the accelerated progress of digitalization transformation, 5G applications may achieve more explosive development. Globally, despite the popularization of LTE network, its overall development remains unbalanced, with the long-term imbalance between regions. And the construction of LTE network will still continue. Meanwhile, the global 5G is introduced, and some countries and regions begin to deploy/test commercial 5G networks, which will also create new demand for overseas 5G base stations in the future, thus driving the growth in the demand for products including antenna systems and RF subsystems. The Group has strong technological and experience advantages in deploying 5G overseas due to the leading 5G technology in China, which also greatly improves the competitiveness of the Group. The Group's continuous entry into the shortlists for overseas operators, and the accumulation of multi-band/multi-system, integrated antenna technology and hybrid beam antenna technology, including its improvement in automated and intelligent production capabilities, enable the Group to further upgrade its antenna development platform to meet the evolving technical demands of international operators. The Group believes that the technological threshold of cutting-edge high-end antennas and the innovatory base station RF subsystem technology are beneficial to the Group in competition, while the Group has the capacity of the whole industry chain for product research, development and mass production, and has supplied goods massively. In conclusion, the Group believes that with its leading position in technologies of 5G antennas and RF subsystems, its technology and customer accumulation in these two segments will enable it to make progress in 5G network construction.

站建設方面將存在大量的鋪設需求。另一方面，「5G+」在各行業的應用持續落地中，5G商用全面鋪開，並向新興市場推廣。數字化轉型進程加快，5G應用或將取得更加爆發式的發展。全球而言，LTE網絡雖然已經得到普及，但是整體發展仍呈現不均衡的狀態，且區域間的不平衡仍將長期存在，LTE網絡建設仍將持續。同時，全球5G已進入導入期，部分國家及地區開始部署／試商用5G網絡，這亦將在未來帶來海外5G基站增量需求，從而帶動天線系統及射頻子系統等產品的需求增長。由於國內5G技術的領先性，本集團在海外部署5G時擁有強大的技術優勢以及經驗優勢，這也大大提高了本集團的競爭力。隨著海外運營商短名單的不斷突破，以及本集團的多頻／多系統、一體化天線技術和混合波束天線技術的積累，包括自動化、智慧化生產能力的提升，使得本集團有能力實現天線開發平台的進一步升級以滿足國際運營商不斷演進的技術需要。本集團相信，前沿高端天線的技術門檻以及革新基站射頻子系統技術對本集團的競爭有利，本集團已經具備產品研發和批量生產的全產業鏈的能力，並已經實現批量供貨。綜合而言，本集團相信在5G的天線與射頻子系統技術方面處於國內行業的領先位置，在這兩個傳統細分領域的技術積累以及客戶積累將能夠在5G的網絡建設中不斷發力。

Management Discussion and Analysis

管理層討論及分析

With the increasingly fierce competition in the market, in addition to strengthening the traditional business, the Group has started to make arrangements for new business areas including energy saving/new energy in recent years to overcome the bottlenecks of the traditional business, and shape the second and third growth curves. The Group has made business arrangements for development, and product solutions in ToB industry-specific network coverage solutions, application solutions for the ToB industry, photovoltaic complementary power generation integration solutions for the ToB industry and solutions for new energy saving materials, etc. The Group has achieved positive results, with the small-scale implementation of indoor distributed photovoltaic projects, gallium nitride fast-charging products, intelligent park renovation projects, etc. Some of the projects have also passed tests and are expected to support the Group's continuous business growth in the future. There are rich application scenarios generated in the 5G era. The application of 5G industry has fully penetrated into multiple industries and fields, giving rise to various new business forms such as "communications + energy storage", "communications + new energy", "communications + electricity", etc. Diversified product demand will provide broad market space, and the explosive growth of new energy scenarios provides new room for the growth of the communications industry under the support of the national policy of carbon peaking and carbon neutrality.

The interoperability of technologies of communication and energy saving/new energy sector and the overlap of customers give the Group an advantage in expanding in this new business areas. The Group has continued to expand and deploy in this area in recent years and has accumulated relevant experience in research and development and products, which we believe will provide a new growth driver for the Group with the accelerating process of 5G empowering thousands of industries. Through the continuous expansion and deepening of service and cooperation interfaces with domestic and overseas operators and equipment manufacturers, as well as the continuous expansion of new businesses, the Group is confident that it will gain more market share and win more new business growth opportunities in the future.

隨著市場競爭日益加劇，除了夯實傳統業務外，本集團近幾年開始佈局節能／新能源等新業務領域以突破傳統業務的瓶頸，打造第二、第三條增長曲線。本集團當前在ToB行業專網覆蓋解決方案、ToB行業應用解決方案、ToB行業光伏互補發電集成方案、新型節能材料解決方案等領域都進行了相關的開發及產品方案的業務佈局，並且取得了積極的成果，如室內分佈式光伏項目、氮化鎵快充產品、智慧園區改造項目等均實現了小規模落地，而部分新研項目亦已通過實驗局，預計將為未來本集團持續的業務增量提供支撐。5G時代產生了豐富的應用場景，5G行業應用向多行業、多領域全面滲透，衍生出「通信+儲能」、「通信+新能源」、「通信+電力」等多種新的商業形態。多元化的產品需求將帶來廣闊的市場空間，而在國家雙碳政策的推動下，新能源場景爆發式增長為通信行業打開新的增長空間。

通信技術與節能／新能源領域技術的互通性，及客戶的重疊性使得本集團在該新業務領域的拓展較有優勢。本集團近幾年持續對該領域進行拓展部署，積累了相關的研發及產品經驗，相信隨著5G賦能千行百業的進程加快，這將為本集團提供新的業績增長動力。通過與海內外運營商以及設備商的服務和合作界面不斷擴寬和加深，以及新業務的持續拓展，本集團有信心在未來佔據更廣的市場份額以及贏得更多新的業務增長機會。

Management Discussion and Analysis

管理層討論及分析

Conclusion

The Group is one of the few one-stop solution providers of RF technology for global network operators and network solution providers in the PRC. The Group has a wide range of reputable customers and diversified income sources, which contributes to the positive and stable growth of the Group.

The Group will continue to optimize its customer base and structure, adapt strategies of product differentiation based on the technologies and costs, maximize the market opportunities in LTE, 5G and the next-generation wireless technology. At the same time, the Group will also actively explore new business areas to enhance its integrated competitiveness, ensuring the stable growth of the operating results of the Group and to maximize the returns to its shareholders and the society.

CAPITAL STRUCTURE, LIQUIDITY AND FINANCIAL RESOURCES

During the period under review, the Group has funded the Group's operations and capital requirements from cash generated from operations, trade credit from our suppliers and short-term bank borrowings. Our primary uses of cash have been for our increased working capital requirements and capital expenditures on purchases of production equipment in Shenzhen, Ji'an and Xi'an, China.

As at 30 June 2023, the Group had net current assets of approximately RMB194.7 million (31 December 2022: approximately RMB186.3 million), including inventories of approximately RMB199.7 million (31 December 2022: approximately RMB180.8 million), trade and notes receivables of approximately RMB379.4 million (31 December 2022: approximately RMB387.2 million) and trade and notes payables of approximately RMB607.6 million (31 December 2022: approximately RMB582.4 million).

總結

本集團是國內少數能為全球網絡運營商與網絡方案供應商提供一站式解決方案的射頻技術供應商，擁有廣泛的知名客戶和多元化的收入來源，這有利於本集團保持積極而穩定的增長。

本集團將繼續推行客戶規模與結構的優化以及技術領先、成本領先的差異化競爭策略，最大化LTE、5G及下一代無線技術的市場機會，同時積極探索新業務領域，提升本集團的綜合競爭力，實現本集團業績的穩健發展，創造價值回饋股東和社會。

資本結構、流動資金及財務資源

回顧期間本集團已從業務、供應商提供的貿易信貸及短期銀行借款所產生的現金支付本集團營運及資本需求。本集團的現金主要用作滿足本集團更大的營運資金需求及購買本集團在中國深圳、吉安和西安生產設備所需資本開支。

於2023年6月30日，本集團有淨流動資產約人民幣1.947億元（2022年12月31日：約人民幣1.863億元），包括存貨約人民幣1.997億元（2022年12月31日：約人民幣1.808億元）、貿易應收賬款及應收票據約人民幣3.794億元（2022年12月31日：約人民幣3.872億元）以及貿易應付賬款及應付票據約人民幣6.076億元（2022年12月31日：約人民幣5.824億元）。

Management Discussion and Analysis

管理層討論及分析

For the six months ended 30 June 2023, average turnover days of our inventories, trade and notes receivables and trade and notes payables are approximately 125 days (1H 2022: approximately 138 days), 201 days (1H 2022: approximately 237 days) and 390 days (1H 2022: approximately 361 days), respectively. Turnover days are derived by dividing the arithmetic mean of the beginning and ending balances of relevant assets/liabilities classes for the relevant period by sales/cost of sales and multiplying by the number of days in the period. In general, the average credit period for PRC network operators is longer than global network operators and solution providers. We offer credit terms generally accepted in the antennas and base station RF subsystems manufacturing industry to our trade customers.

As at 30 June 2023, the Group pledged bank balance with a value of approximately RMB136.7 million to the bank (31 December 2022: approximately RMB89.79 million), cash and bank balances of approximately RMB191.8 million (31 December 2022: approximately RMB174.3 million) and recorded bank borrowings of approximately RMB72.0 million (31 December 2022: approximately RMB38.56 million). The current ratio (current assets divided by current liabilities) of approximately 1.25 times as at 30 June 2023 basically unchanged from approximately 1.25 times as at 31 December 2022. The gearing ratio (bank loans divided by total assets) was approximately 5.3% as at 30 June 2023, while the gearing ratio as at 31 December 2022 was approximately 2.9%.

The Board is of the opinion that the Group has a solid and stable financial position and adequate resources to support the necessary operating funding requirements and foreseeable capital expenditures.

截至2023年6月30日止六個月的存貨平均周轉日數、應收貿易賬款及應收票據平均周轉日數及應付貿易賬款及應付票據平均周轉日數分別為約125日（截至2022年6月30日止六個月：約138日）、201日（截至2022年6月30日止六個月：約237日）及390日（截至2022年6月30日止六個月：約361日）。周轉日數按有關期間相關資產／負債類別的期初及期末結餘的算術平均值除以銷售額／銷售成本，乘以期內天數計算。整體而言，國內網絡運營商的平均信貸一般較全球網絡運營商及方案供應商的信貸期更長。我們向貿易客戶提供天線系統及基站射頻子系統製造行業普遍接受的信貸期。

於2023年6月30日，本集團有約人民幣1.367億元的銀行結餘抵押予銀行（2022年12月31日：約人民幣8,979萬元）、現金及銀行結餘約人民幣1.918億元（2022年12月31日：約人民幣1.743億元）及錄得銀行借款約人民幣7,200萬元（2022年12月31日：約人民幣3,856萬元）。流動比率（流動資產除流動負債）由2022年12月31日的約1.25倍基本持平至2023年6月30日的約1.25倍。2023年6月30日的槓桿比率（銀行貸款除以總資產）約為5.3%，而2022年12月31日的槓桿比率約2.9%。

董事會認為本集團財務狀況穩固，財務資源足以應付必要的經營資金需求及可預見的資本開支。

Management Discussion and Analysis

管理層討論及分析

FOREIGN EXCHANGE EXPOSURE

Renminbi (“RMB”) is the functional currency of the Group. Currencies other than RMB expose the Group to foreign currency risk. We have foreign currency sales and purchases and certain trade receivables and bank balances are denominated in United States dollar (“US\$”), Euro (“EUR”), Indonesian Rupiah (“Indonesian Rupiah”) and Hong Kong dollars (“HK\$”). We currently do not have a foreign currency hedging policy. However, the management monitors and will consider hedging of foreign currency exposure when necessary.

EMPLOYEES AND REMUNERATION POLICIES

As at 30 June 2023, the Group had approximately 2,043 staffs. The total staff costs amounted to approximately RMB94.60 million for the six months ended 30 June 2023. The remuneration of the Group’s employees is determined on the basis of their responsibilities and industry practices. Regular training is provided to improve the skills and expertise of relevant staff. The Group also grants share options and discretionary bonuses to eligible staff based on their performance.

CHARGE ON ASSETS

As at 30 June 2023, bank balances of approximately RMB136.7 million were pledged to bank to secure the banking facilities provided to the Group.

CONTINGENT LIABILITIES AND CAPITAL COMMITMENTS

As at 30 June 2023, the Group had contracted for capital commitments relating to acquisition of property, plant and equipment of approximately RMB13.16 million. The Group did not have any significant contingent liabilities.

外匯風險

本集團功能貨幣為人民幣（「人民幣」），非人民幣的貨幣令本集團面對外幣風險。我們有外幣買賣活動，且若干貿易應收賬款及銀行結餘以美元（「美元」）、歐元（「歐元」）、印尼盾（「印尼盾」）及港元（「港元」）計值。我們現時並無外幣對沖政策。然而，管理層會監管情況，必要時會考慮對沖外幣風險。

僱員及薪酬政策

於2023年6月30日，本集團有約2,043名員工。截至2023年6月30日止六個月的員工成本總額約人民幣9,460萬元。本集團僱員的薪酬基於職責及行業慣例釐定。本集團提供定期培訓，提高相關僱員的技術及專門知識，亦會根據表現向合資格僱員授出購股權及酌情花紅。

抵押資產

於2023年6月30日，本集團有約人民幣1.367億元銀行結餘抵押予銀行，以獲授銀行融資。

或然負債及資本承擔

於2023年6月30日，本集團有關收購物業、廠房及設備之已訂約之資本承擔約為人民幣1,316萬元。本集團並無任何重大或然負債。

Management Discussion and Analysis

管理層討論及分析

PURCHASE, REDEMPTION OR SALE OF LISTED SECURITIES OF THE COMPANY

During the six months ended 30 June 2023, a total amount of 2,552,000 shares of the Company had been repurchased at prices ranging from HK\$0.195 per share to HK\$0.270 per share by the Company via Stock Exchange. The Company had subsequently cancelled all these shares repurchased during the period. Save as mentioned above, neither the Company nor any of its subsidiaries had purchased, redeemed or sold any of the Company's listed securities during the six months ended 30 June 2023.

DIVIDEND

The Board does not recommend the payment of any interim dividend for the six months ended 30 June 2023.

購買、贖回或出售本公司上市證券

截至2023年6月30日止六個月內，本公司在聯交所介乎每股0.195港元至0.270港元之價格，購回合共2,552,000股本公司股份，本公司隨後註銷該等於期內購回之所有股份。除此之外，本公司或其任何附屬公司截至2023年6月30日止六個月內概無購買、贖回或出售任何本公司上市證券。

股息

董事會不建議派付截至2023年6月30日止六個月之中期股息。

Other Information 其他資料

DIRECTORS' AND CHIEF EXECUTIVE'S INTERESTS AND SHORT POSITIONS IN SHARES, UNDERLYING SHARES AND DEBENTURES

As at 30 June 2023, the interests and short positions of the Directors, the Chief Executive or their associates in the share capital, underlying shares and debentures of the Company or its associated corporations (within the meaning of Part XV of the Securities and Futures Ordinance (the "SFO")) which were notified to the Company and the Stock Exchange pursuant to Divisions 7 and 8 of Part XV of the SFO (including interests or short positions which they were taken or deemed to have under such provisions of SFO), or which, as recorded in the register required to be kept by the Company pursuant to Section 352 of the SFO, or as otherwise notified to the Company and the Stock Exchange pursuant to the Model Code for Securities Transactions by Directors of Listed Issuers (the "Model Code"), were as follows:

Ordinary shares of the Company:

Name of Director 董事姓名	Nature of Interest 權益性質	Number of shares 股份數目	Number of underlying shares 相關股份數目	Number of underlying shares 股份及 相關股份數目	Approximate percentage of the Company's issued capital 約佔本公司已發行 股本的百分比
Hu Xiang 胡翔	Personal 個人	26,102,500 Long Position 長倉	1,500,000 Long Position 長倉	27,602,500 Long Position 長倉	3.40%
Zhou Lingbo 周凌波	Personal 個人	—	1,550,000 Long Position 長倉	1,550,000 Long Position 長倉	0.19%
Ye Rong 葉榮	Personal 個人	2,512,000 Long Position 長倉	2,100,000 Long Position 長倉	4,612,000 Long Position 長倉	0.57%
Qu Deqian 屈德乾	Personal 個人	—	1,000,000 Long Position 長倉	1,000,000 Long Position 長倉	0.12%

董事與高級行政人員於股份、相關股份及債券的權益及淡倉

於2023年6月30日，董事、高級行政人員或彼等的聯繫人於本公司或其相聯法團（定義見證券及期貨條例（「證券及期貨條例」）第XV部）的股本、相關股份及債券中擁有根據證券及期貨條例第XV部第7及第8分部須知會本公司及聯交所的權益及淡倉（包括根據證券及期貨條例當作或視為擁有的權益或淡倉），或根據證券及期貨條例第352條須知存於本公司存置的登記冊內的權益及淡倉，或根據上市發行人董事進行證券交易的標準守則（「標準守則」）須知會本公司及聯交所的權益及淡倉如下：

本公司普通股：

Other Information 其他資料

Share options of the Company:

Details of the Directors' interests in share options of the Company are set out in the Section headed "Share Option" in this report.

Save as disclosed above, as at 30 June 2023, none of the Directors or the Chief Executive of the Company had registered any interest or short position in the shares, underlying shares or debentures of the Company or any of its associated corporations (within the meaning of Part XV of the SFO) which were notified to the Company and the Stock Exchange pursuant to Divisions 7 and 8 of Part XV of the SFO (including interests or short positions which they were taken or deemed to have under such provisions of SFO), or which as recorded in the register required to be kept by the Company pursuant to Section 352 of the SFO, or as otherwise notified to the Company and the Stock Exchange pursuant to the Model Code.

SUBSTANTIAL SHAREHOLDERS' INTERESTS AND SHORT POSITIONS IN SHARES, UNDERLYING SHARES AND DEBENTURES

So far as is known to the Directors or Chief Executives of the Company as at 30 June 2023, shareholders (other than Directors or Chief Executives of the Company) who had interests or short positions in the shares or underlying shares of the Company which would fall to be disclosed to the Company under the provisions of Division 2 and 3 of Part XV of the SFO, or which were recorded in the register required to be kept by the Company pursuant to Section 336 of the SFO were as follows:

Ordinary shares of the Company:

Name of Substantial Shareholder 主要股東名稱	Nature of Interest 權益性質	Number of shares 股份數目	Number of underlying shares 相關股份數目	Number of underlying shares 相關股份數目	Approximate percentage of the Company's issued capital 約佔本公司 已發行 股本的百分比
Fangyi Collaboration Holdings Limited 方誼控股有限公司	Beneficial owner 實益擁有人	230,607,300 Long Position 長倉	—	230,607,300 Long Position 長倉	28.40%
Li Xiaoyong 李小勇	Beneficial owner 實益擁有人	52,679,000 Long Position 長倉	—	52,679,000 Long Position 長倉	6.49%

本公司購股權：

董事於本公司購股權擁有的權益詳情載於本報告「購股權」一節。

除上文所披露者外，於2023年6月30日，本公司董事或高級行政人員概無於本公司或其任何相聯法團（定義見證券及期貨條例第XV部）的股份、相關股份或債券中登記持有根據證券及期貨條例第XV部第7及第8分部須知會本公司及聯交所的權益或淡倉（包括根據證券及期貨條例當作或視為擁有的權益或淡倉），或根據證券及期貨條例第352條須記存於本公司存置之登記冊內的權益或淡倉，或根據標準守則須知會本公司及聯交所的權益或淡倉。

主要股東於股份、相關股份及債券中擁有的權益及淡倉

據本公司董事及高級行政人員所知，於2023年6月30日，股東（本公司董事及高級行政人員除外）於本公司股份及相關股份中擁有根據證券及期貨條例第XV部第2及第3分部須向本公司披露的權益或淡倉，或記存於本公司根據證券及期貨條例第336條存置之登記冊的權益或淡倉如下：

本公司普通股：

SHARE OPTION

As at 30 June 2023, the number of ordinary shares in respect of which options had been granted and remained outstanding was 33,911,000 (1H 2022: 38,431,000), representing approximately 4.18% (1H 2022: approximately 4.71%) of the total ordinary shares in issue at end of the reporting period.

The total number of ordinary shares issued and to be issued upon the exercise of options granted and to be granted to each eligible participant (including both exercised and outstanding options) in any period of twelve consecutive months up to and including the date of grant shall not exceed 1% of the ordinary shares in issue as at the date of grant. Any further grant of options in excess of this limit is subject to shareholders' approval in advance in a general meeting.

Particulars of the Company's share option scheme are set out in note 29 of the Group's annual financial statements for the year ended 31 December 2022.

The following table shows the movements in the share options under Company's share option scheme during the six months ended 30 June 2023:

Name 姓名	Option type 購股權類別	Date of grant 授出日期	Exercise price per share (RMB) 每股行使價 (人民幣)	Exercisable period 可行使期間	Outstanding as at beginning of the period 期初尚未行使	Granted during the period 期內授出	Cancelled during the period 期內註銷	Exercised during the period 期內已行使	Outstanding as at end of the period 期末尚未行使
Directors:									
董事：									
Hu Xiang 胡翔	2015 Option A 2015年購股權A	26.3.2015	1.47	1.4.2016 - 25.3.2025	450,000	—	—	—	450,000
	2015 Option B 2015年購股權B	26.3.2015	1.47	1.4.2017 - 25.3.2025	450,000	—	—	—	450,000
	2015 Option C 2015年購股權C	26.3.2015	1.47	1.4.2018 - 25.3.2025	600,000	—	—	—	600,000

購股權

於2023年6月30日，就根據購股權授出但仍未行使的購股權所涉及的普通股數目為33,911,000股(2022年同期：38,431,000股)，佔於呈報期末已發行的普通股總數約4.18%(2022年同期：約4.71%)。

截至授出購股權日期(包括該日)止連續12個月任何期間，因行使授予及將授予各合資格參與者之購股權(包括已行使及尚未行使之購股權)而已發行及將予發行之普通股總數，不得超過授出日期之已發行普通股數目之1%。任何進一步授出超過該限額之購股權須事先經股東於股東大會上批准，方可作實。

本公司購股權計劃詳情載於截至2022年12月31日止年度本集團年度財務報表附註29。

下表顯示根據本公司購股權計劃截至2023年6月30日止六個月的購股權變動：

Other Information 其他資料

Name 姓名	Option type 購股權類別	Date of grant 授出日期	Exercise price per share (RMB) 每股行使價 (人民幣)	Exercisable period 可行使期間	Outstanding as at beginning of the period 期初尚未行使	Granted during the period 期內授出	Cancelled during the period 期內註銷	Exercised during the period 期內已行使	Outstanding as at end of the period 期末尚未行使
Zhou Lingbo 周凌波	2013 Option A 2013年購股權A	23.12.2013	1.09	1.6.2015 - 22.12.2023	240,000	—	—	—	240,000
	2013 Option B 2013年購股權B	23.12.2013	1.09	1.4.2016 - 22.12.2023	240,000	—	—	—	240,000
	2013 Option C 2013年購股權C	23.12.2013	1.09	1.4.2017 - 22.12.2023	320,000	—	—	—	320,000
	2015 Option A 2015年購股權A	26.3.2015	1.47	1.4.2016 - 25.3.2025	225,000	—	—	—	225,000
	2015 Option B 2015年購股權B	26.3.2015	1.47	1.4.2017 - 25.3.2025	225,000	—	—	—	225,000
	2015 Option C 2015年購股權C	26.3.2015	1.47	1.4.2018 - 25.3.2025	300,000	—	—	—	300,000
Ye Rong 葉榮	2013 Option A 2013年購股權A	23.12.2013	1.09	1.6.2015 - 22.12.2023	300,000	—	—	—	300,000
	2013 Option B 2013年購股權B	23.12.2013	1.09	1.4.2016 - 22.12.2023	300,000	—	—	—	300,000
	2013 Option C 2013年購股權C	23.12.2013	1.09	1.4.2017 - 22.12.2023	400,000	—	—	—	400,000
	2015 Option A 2015年購股權A	26.3.2015	1.47	1.4.2016 - 25.3.2025	330,000	—	—	—	330,000
	2015 Option B 2015年購股權B	26.3.2015	1.47	1.4.2017 - 25.3.2025	330,000	—	—	—	330,000
	2015 Option C 2015年購股權C	26.3.2015	1.47	1.4.2018 - 25.3.2025	440,000	—	—	—	440,000

Other Information 其他資料

Name 姓名	Option type 購股權類別	Date of grant 授出日期	Exercise price per share (RMB) 每股行使價 (人民幣)	Exercisable period 可行使期間	Outstanding as at beginning of the period 期初尚未行使	Granted during the period 期內授出	Cancelled during the period 期內註銷	Exercised during the period 期內已行使	Outstanding as at end of the period 期末尚未行使
Qu Deqian 屈德乾	2013 Option A 2013年購股權A	23.12.2013	1.09	1.6.2015 - 22.12.2023	150,000	—	—	—	150,000
	2013 Option B 2013年購股權B	23.12.2013	1.09	1.4.2016 - 22.12.2023	150,000	—	—	—	150,000
	2013 Option C 2013年購股權C	23.12.2013	1.09	1.4.2017 - 22.12.2023	200,000	—	—	—	200,000
	2015 Option A 2015年購股權A	26.3.2015	1.47	1.4.2016 - 25.3.2025	150,000	—	—	—	150,000
	2015 Option B 2015年購股權B	26.3.2015	1.47	1.4.2017 - 25.3.2025	150,000	—	—	—	150,000
	2015 Option C 2015年購股權C	26.3.2015	1.47	1.4.2018 - 25.3.2025	200,000	—	—	—	200,000
Sub-total: 小計：					6,150,000	—	—	—	6,150,000
Other participants: 其他參與者：									
Participants 參與者	2013 Option A 2013年購股權A	23.12.2013	1.09	1.6.2015 - 22.12.2023	—	—	—	—	—
	2013 Option B 2013年購股權B	23.12.2013	1.09	1.4.2016 - 22.12.2023	—	—	—	—	—
	2013 Option C 2013年購股權C	23.12.2013	1.09	1.4.2017 - 22.12.2023	—	—	—	—	—
Participants 參與者	2015 Option A 2015年購股權A	26.3.2015	1.47	1.4.2016 - 25.3.2025	—	—	—	—	—
	2015 Option B 2015年購股權B	26.3.2015	1.47	1.4.2017 - 25.3.2025	—	—	—	—	—
	2015 Option C 2015年購股權C	26.3.2015	1.47	1.4.2018 - 25.3.2025	—	—	—	—	—
Sub-total: 小計：					—	—	—	—	—

Other Information 其他資料

Name 姓名	Option type 購股權類別	Date of grant 授出日期	Exercise price per share (RMB) 每股行使價 (人民幣)	Exercisable period 可行使期間	Outstanding as at beginning of the period 期初尚未行使	Granted during the period 期內授出	Cancelled during the period 期內註銷	Exercised during the period 期內已行使	Outstanding as at end of the period 期末尚未行使
Other employees: 其他僱員：									
Employees 僱員	2013 Option A 2013年購股權A	23.12.2013	1.09	1.6.2015 - 22.12.2023	4,410,500	—	(396,000)	—	4,014,500
	2013 Option B 2013年購股權B	23.12.2013	1.09	1.4.2016 - 22.12.2023	4,974,500	—	(396,000)	—	4,578,500
	2013 Option C 2013年購股權C	23.12.2013	1.09	1.4.2017 - 22.12.2023	7,106,000	—	(528,000)	—	6,578,000
Employees 僱員	2015 Option A 2015年購股權A	26.3.2015	1.47	1.4.2016 - 25.3.2025	4,065,000	—	(288,000)	—	3,777,000
	2015 Option B 2015年購股權B	26.3.2015	1.47	1.4.2017 - 25.3.2025	4,065,000	—	(288,000)	—	3,777,000
	2015 Option C 2015年購股權C	26.3.2015	1.47	1.4.2018 - 25.3.2025	5,420,000	—	(384,000)	—	5,036,000
Sub-total: 小計：				30,041,000	—	(2,280,000)	—	27,761,000	
Total: 總計：					36,191,000	—	(2,280,000)	—	33,911,000

The weighted average closing share price immediately before the dates on which the options were exercised was HK\$1.53.

截至購股權獲行使日期前，股份的加權平均收市價為1.53港元。

DIRECTORS' INTERESTS IN CONTRACTS

As at 30 June 2023, Directors' interests in a major customer were as follows:

ZTE Corporation ("ZTE")

- Hu Xiang and Qu Deqian, Directors of the Company, are members of the 39 shareholders ("Beneficial Owners") of Fangyi Collaboration Holdings Ltd. ("Fangyi"), a substantial shareholder of the Company.
- The Beneficial Owners had an indirect equity interest of approximately 9.86% in ZTE, one of the top five customers accounted for approximately 19.1% revenue of the Group for the six months ended 30 June 2023, through their shareholdings in Shenzhen Zhongxing Weixiantong Shebei Co., Ltd. ("SZWS"). SZWS owns 49% shareholding interests in Zhongxingxin Tongxun Co., Ltd. ("Zhongxingxin") which former name as Shenzhen Zhongxingxin Tongxun Shebei Co., Ltd., which in turn had approximately 20.12% shareholding interests in ZTE.
- Hu Xiang and Qu Deqian together held approximately 4.1% shareholding interests in SZWS. Therefore, they have indirect shareholding interests in ZTE through their shareholding interests in SZWS.

Shenzhen Zhongxingxindi Technology Co., Ltd. ("Zhongxingxindi") which former name as Shenzhen Zhongxingxindi Tongxin Qicai Co., Ltd.

- The Beneficial Owners have an indirect equity interest in Zhongxingxindi, a supplier accounted for 0% purchase of the Group for the six months ended 30 June 2023, through their shareholdings in SZWS. SZWS was a 34.3% shareholder of Zhongxingxindi. SZWS owned 49% shareholding interests in Shenzhen Zhongxingxin, which in turn had a 70% shareholding interests in Zhongxingxindi.
- Hu Xiang and Qu Deqian as members of the Beneficial Owners, therefore, have indirect shareholding interests in Zhongxingxindi through their shareholding interests in SZWS.

Save as disclosed above, no Director had a material interest, either directly or indirectly, in any contract of significance to the business of the Group to which the Company or any of its subsidiaries was a party during the six months ended 30 June 2023.

董事於合約中的權益

於2023年6月30日，董事於主要客戶的權益如下：

中興通訊股份有限公司（「中興通訊」）

- 本公司董事胡翔和屈德乾為本公司主要股東方誼控股有限公司（「方誼」）的39名股東（「實益擁有人」）之成員。
- 實益擁有人透過於深圳市中興維先通設備有限公司（「深圳維先通」）的持股，間接擁有中興通訊（本集團五大客戶之一，佔本集團截至2023年6月30日止六個月收入的約19.1%）約9.86%的股權。深圳維先通擁有中興新通訊有限公司（「中興新」）其前名為深圳市中興新通訊設備有限公司49%的股權，中興新則擁有中興通訊約20.12%的股權。
- 胡翔和屈德乾合共持有深圳維先通約4.1%的股權。因此，胡翔和屈德乾透過其於深圳維先通的股權，間接擁有中興通訊的股權。

深圳市中興新地技術股份有限公司（「中興新地」）其前名為深圳市中興新地通信器材有限公司

- 實益擁有人透過其於深圳維先通的股權，間接擁有中興新地，其乃一家佔本集團截至2023年6月30日止六個月總採購額0%的供應商。深圳維先通為中興新地的股東，擁有34.3%權益。深圳維先通擁有深圳中興新49%的股權，深圳中興新則擁有中興新地70%的股權。
- 胡翔和屈德乾為實益擁有人的成員，透過其於深圳維先通的股權，間接擁有中興新地的股權。

除上文所披露者外，概無董事於截至2023年6月30日止六個月於本公司或其任何子公司訂立的與本集團業務有關之任何重大合約中直接或間接擁有重大權益。

Other Information 其他資料

RELEVANT TRANSACTIONS

Pursuant to the Articles of Association of the Company (“Articles”), without prejudice to and in addition to complying with the applicable requirements set forth in the Listing Rules and other applicable laws and regulations, the Company has since 17 December 2009, the date on which its shares are listed on the Stock Exchange adopted a stringent system to avoid potential conflict of interests respecting transactions (“Relevant Transactions”) in which any Directors are interested in, and transactions with any of our connected persons (as defined under the Listing Rules) or any company in which the controlling shareholder (as defined under the Listing Rules) of the Company or its shareholders, individually or collectively, owns a direct or indirect equity interest of 10% or above (including transactions with ZTE Corporation, and Shenzhen Zhongxingxindi Technology Co., Ltd.) (“Relevant Companies”), as follows:

- (1) Any Relevant Transactions be approved by way of a resolution passed by a majority of the non-executive Directors and independent non-executive Directors, provided that any non-executive Director or independent non-executive Director interested in the transactions in question will declare his or her interest and will abstain from voting on such matters;
- (2) Any Director has a conflict of interest will not participate or be involved in matters relating to the Relevant Transactions;
- (3) An executive committee (the “Executive Committee”) comprising the chief financial officer and the deputy financial officer of the Company has been established to monitor, review and manage all Relevant Transactions, and to prepare semi-annual report in relation to the execution of the Relevant Transactions (“Semi-annual Report”) for the supervisory committee’s (the “Supervisory Committee”) review;
- (4) The Supervisory Committee comprising three independent non-executive Directors (each of whom shall not have any interest in any transaction under consideration by the Supervisory Committee and shall not be in a position of conflict of interest when acting in such capacity) has been set up, among other things, to supervise the Executive Committee, review and approve the terms and conditions of continuing connected transactions and Relevant Transactions, devise and review rules and guidelines for the Executive Committee to follow, review Semi-annual Report from the Executive Committee, report its findings to the Board and give recommendations to the Board to ensure that the Relevant Transactions will be entered into in the interest of the Company and its shareholders as a whole; and

相關交易

根據本公司章程細則(「細則」)，在不違反上市規則及其他相關法律及法規的有關規定且除遵守該等規定外，本公司自2009年12月17日(股份於聯交所上市日期)起採用如下嚴格制度避免董事擁有相關權益的交易與其他關連人士(定義見上市規則)或本公司控股股東(定義見上市規則)或其股東個別或共同擁有直接或間接權益10%或以上的公司之交易(「有關交易」)(包括與中興通訊及深圳市中興新地技術股份有限公司(「有關公司」)的交易)的潛在利益衝突：

- (1) 任何有關交易由大多數非執行董事及獨立非執行董事通過決議案批准，惟任何於交易中擁有權益的非執行董事或獨立非執行董事須公佈其權益並放棄就該等事項投票；
- (2) 任何有利益衝突的董事不會參與或干涉有關交易事宜；
- (3) 成立執行委員會(「執行委員會」)(包括本公司財務總監及財務副總監)監管、檢討及管理所有有關交易並編製訂立有關交易的半年度報告(「半年度報告」)供監事委員會(「監事委員會」)審閱；
- (4) 成立監事委員會(包括三名獨立非執行董事(均無持有監事委員會所考慮任何交易之權益且不會因其監事身份而存在利益衝突))監督執行委員會、檢討及批准持續關連交易及有關交易之條款及條件，修改及審閱執行委員會須遵從的規則及指引，檢討執行委員會的半年度報告，向董事會呈報結果並向董事會提供推薦意見，確保有關交易的訂立符合本公司及其股東整體利益等；及

Other Information 其他資料

- (5) The Board will disclose the decisions, findings and recommendations on the transactions reviewed by the Executive Committee and the Supervisory Committee in the Company's interim and annual reports.

One meeting was held by the Supervisory Committee to review the report on Relevant Transactions in respect of the sales and purchases entered into by the Group during the six months ended 30 June 2023 with the Relevant Companies prepared by the Executive Committee. As reported by the Supervisory Committee, (i) it had reviewed and approved the master agreements entered into by the Group and the Relevant Companies and considered the terms and conditions therein were fair and reasonable; (ii) it had reviewed the supplier procurement bidding documents and internal procurement procedures of the Group; (iii) it had devised and reviewed rules and guidelines for Executive Committee and the Executive Committee had followed accordingly; and (iv) it had reviewed the report submitted by the Executive Committee. The Supervisory Committee considered Relevant Transactions conducted during the review period were in line with the respective master agreements and the internal procedures of the Group, were on fair and normal commercial terms and there was no other matter that needs to be brought to the attention of the Board and shareholders of the Company.

RELATED PARTY TRANSACTIONS

Details of the significant related party transactions entered into by the Group are set out in note 14 to the condensed financial statements which did not fall under the definition of "connected transaction" or "continuing connected transaction" under Chapter 14A of the Listing Rules.

PRE-EMPTIVE RIGHTS

There are no provisions for pre-emptive rights under the Company's articles of association or the laws of the Cayman Islands which would oblige the Company to offer new shares on a pro rata basis to existing shareholders of the Company.

- (5) 董事會於本公司中期及年度報告中披露執行委員會及監事委員會所審閱有關交易的決定、結果及推薦意見。

截至2023年6月30日止六個月，監事委員會已舉行一次會議，審閱了執行委員會所編製本集團與有關公司就買賣而訂立的有關交易的報告。根據監事委員會的報告，監事委員會(i)已審閱及批准本集團與有關公司所訂立的總協議，且認為協議條款及條件公平合理；(ii)已審閱本集團的供應商採購標書及內部採購程序；(iii)已制訂及檢討執行委員會的規則及指引，而執行委員會亦已遵守有關規則及指引；及(iv)已審閱執行委員會呈交的報告，認為回顧期間進行的有關交易符合相關總協議及本集團的內部程序，且按公平正常的商業條款進行及再無其他事項需要董事會及本公司股東垂注。

關連人士交易

本集團所訂立重大關連人士交易詳情載於簡明財務報表附註14，該等交易並非上市規則第14A章所界定的「關連交易」或「持續關連交易」。

優先購股權

本公司的組織章程細則或開曼群島法律並無優先購股權之條文，故本公司須按持股比例向本公司現有股東發售新股。

Other Information 其他資料

SUFFICIENCY OF PUBLIC FLOAT

Based on information that is publicly available to the Company and within the knowledge of the Directors, as at the date of this report, the percentage of the shares of the Company in public hands is in compliance with the prescribed level of the minimum public float as set out in Rule 8.08 of the Listing Rules.

CORPORATE GOVERNANCE

The Board has been adamant in upholding high standards of corporate governance to maximize the operational efficiency, corporate values and shareholder returns of the Company. The Company adopted sound governance and disclosure practices and continued to upgrade internal control system, strengthen risk control management and reinforce the corporate governance structure.

The Company has complied with the code provisions of the Corporate Governance Code (“CG Code”) as set out in Appendix 14 to the Rules Governing the Listing of Securities on the Stock Exchange (“Listing Rules”) during the six months ended 30 June 2023 except for the deviation of code provision A.2.1.

The code provision A.2.1 of the CG Code stipulates that the roles of Chairman and Chief Executive Officer should be separate and should not be performed by the same individual. Currently, Mr. Hu Xiang (“Mr. Hu”) is both the Chairman and Chief Executive Officer of the Company. Mr. Hu is one of the founders of the Group and has extensive experience in the telecommunication industry. Given the current stage of development of our Group, the Board believes that vesting the two roles in the same person provides our Company with strong and consistent leadership and facilitates the implementation and execution of our Group’s business strategies. We shall nevertheless review the structure from time to time in light of the prevailing circumstances.

DIRECTORS’ SECURITIES TRANSACTIONS

The Company has adopted the Model Code for Securities Transactions by Directors of Listed Issuers (the “Model Code”) as set out in Appendix 10 to the Listing Rules. All Directors have confirmed, following specific enquiry by the Company, that they complied with the required standard set out in the Model Code throughout the six months ended 30 June 2023.

充足的公眾持股量

根據本公司可公開獲得的資料以及就董事所知，於本報告日期，本公司的公眾持股比例符合上市規則第8.08條規定的最低公眾持股量。

企業管治

董事會已貫徹維持高水平的企業管治，以實現本公司最大經營效能、企業價值及股東回報。本公司運用健全管治及披露慣例，持續優化內部控制系統，增強風險控制管理及鞏固企業管治架構。

截至2023年6月30日止六個月期間，除偏離守則條文第A.2.1條外，本公司已遵守聯交所證券上市規則（「上市規則」）附錄14所載之企業管治守則（「管治守則」）之守則條文。

管治守則之守則條文第A.2.1條規定主席與行政總裁之角色必須分開，不得由同一人士擔任。目前，胡翔先生（「胡先生」）兼任本公司主席及行政總裁。胡先生為本集團創辦人之一，在電信業有豐富經驗。鑑於本集團現處於發展階段，董事會相信由同一人士擔任上述兩個職位為本公司提供穩健一致的領導，有助實施及執行本集團的業務策略。儘管如此，本公司仍會不時根據現行情況檢討該架構。

董事的證券交易

本公司已應用上市規則附錄10所載上市發行人董事進行證券交易的標準守則（「標準守則」）。經本公司特定查詢後，所有董事均已確認自本公司股份於截至2023年6月30日止六個月期間一直遵守標準守則所載標準。

AUDIT COMMITTEE

The Company has set up an audit committee with written terms of reference. The audit committee comprises three independent non-executive Directors. The principal duties of the audit committee include the review and supervision of the Group's financial reporting systems and internal control procedures, review of the Group's financial position and review of the relationship with the external auditor of the Company.

The Group's condensed consolidated interim financial statements for the six months ended 30 June 2023 have been reviewed by the audit committee of the Company, who are of the opinion that such statements comply with the applicable accounting standards and legal requirements, and that adequate disclosures have been made.

On behalf of the Board
MOBI Development Co., Ltd.

Hu Xiang
Chairman
18 August 2023

審核委員會

本公司已設立審核委員會，制訂書面職責範圍。審核委員會包括三名獨立非執行董事，主要責任包括審閱及監察本公司的財務匯報系統及內部監控程序、審核本集團的財務狀況以及審查本公司與外聘核數師的關係。

審核委員會已審閱本集團截至2023年6月30日止六個月的簡明綜合中期財務報表，認為該等報表符合相關會計準則及法律規定並已作出充足披露。

代表董事會
摩比發展有限公司

主席
胡翔
2023年8月18日

Condensed Consolidated Statement of Profit or Loss and Other Comprehensive Income

簡明綜合損益及其他全面收益報表

For the six months ended 30 June 2023

截至2023年6月30日止六個月

The board (the “Board”) of directors (the “Directors”) of MOBI Development Co., Ltd. (the “Company”) is pleased to announce the unaudited condensed consolidated interim results of the Company and its subsidiaries (collectively the “Group”) for the six months ended 30 June 2023 together with the comparative figures for the corresponding period in 2022. These condensed consolidated interim financial statements have not been audited, but have been reviewed by the Company’s audit committee.

摩比發展有限公司(「本公司」)董事(「董事」)會(「董事會」)欣然公佈本公司及其子公司(合稱「本集團」)截至2023年6月30日止六個月的未經審核簡明綜合中期業績及2022年同期比較數字。該等簡明綜合中期財務報表未經審核，惟已經本公司審核委員會審閱。

		For the six months ended 30 June 截至6月30日止六個月	
		2023 2023年 (Unaudited) (未經審核) RMB'000 人民幣千元	2022 2022年 (Unaudited) (未經審核) RMB'000 人民幣千元
		Notes 附註	
Revenue	收入	4	345,737
Cost of sales	銷售成本		(276,177)
Gross profit	毛利		69,560
Other income and expenses	其他收入及開支	4	29,390
Research and development expenses	研發開支		(35,779)
Distribution and selling expenses	分銷及銷售開支		(21,900)
Administrative expenses	行政開支		(41,816)
Finance costs	財務成本	5	(3,079)
Share of results of associates	應佔聯營公司業績		225
(Loss) before taxation	稅前(虧損)		(3,399)
Income tax (expenses)	所得稅(開支)	6	(71)
(Loss) and the total comprehensive (expenses) for the period attributable to owners of the Company	本公司擁有人應佔的期間(虧損)及全面(開支)總額	7	(3,470)
(Loss) per share	每股(虧損)		
– basic (RMB cents)	– 基本(人民幣分)	9	(0.43)
– diluted (RMB cents)	– 攤薄(人民幣分)	9	(0.43)

Condensed Consolidated Statement of Financial Position

簡明綜合財務狀況報表

At 30 June 2023
於2023年6月30日

			30 June 2023 2023年 6月30日 (Unaudited) (未經審核) RMB'000 人民幣千元	31 December 2022 2022年 12月31日 (Audited) (經審核) RMB'000 人民幣千元
	Notes 附註			
Non-current Assets		非流動資產		
Property, plant and equipment		物業、廠房及設備	271,589	280,529
Right-of-use assets		使用權資產	23,754	24,087
Deposits for purchase of plant and equipment		購買廠房及設備項目按金	12,214	13,136
Deferred tax assets		遞延稅項資產	42,981	43,026
Intangible assets		無形資產	13,715	17,917
Interests in associates		於聯營公司的權益	4,825	4,600
			369,078	383,295
Current Assets		流動資產		
Inventories		存貨	199,692	180,836
Trade receivables	10	貿易應收賬款	301,034	302,581
Notes receivable		應收票據	78,329	84,578
Prepayments, deposits and other receivables		預付款項、按金及其他應收賬款	72,046	94,877
Pledged bank balances		已抵押銀行結餘	136,697	89,791
Bank balances and cash		銀行結餘及現金	191,829	174,275
			979,627	926,938
Current Liabilities		流動負債		
Trade payables	11	貿易應付賬款	437,840	403,729
Notes payable		應付票據	169,782	178,701
Other payables and accruals		其他應付賬款及預提費用	80,049	108,144
Contract liabilities		合約負債	20,799	6,102
Bank borrowings		銀行借款	72,000	38,560
Lease liabilities		租賃負債	2,748	3,630
Deferred income		遞延收入	1,723	1,786
			784,941	740,652
Net Current Assets		流動資產淨額	194,686	186,286
Total Assets less Current Liabilities		總資產減流動負債	563,764	569,581

Condensed Consolidated Statement of Financial Position

簡明綜合財務狀況報表

At 30 June 2023

於2023年6月30日

			30 June 2023 2023年 6月30日 (Unaudited) (未經審核) RMB'000 人民幣千元	31 December 2022 2022年 12月31日 (Audited) (經審核) RMB'000 人民幣千元
		Notes 附註		
Non-current Liabilities	非流動負債			
Lease liabilities	租賃負債		1,115	2,220
Deferred income	遞延收入		1,603	2,367
			2,718	4,587
Net Assets	資產淨額		561,046	564,994
Capital and Reserves	股本及儲備			
Issued share capital	已發行股本	12	6	6
Reserves	儲備		561,040	564,988
Equity attributable to owners of the Company	本公司擁有人應佔權益		561,046	564,994

Condensed Consolidated Statement of Changes in Equity

簡明綜合權益變動報表

For the six months ended 30 June 2023

截至2023年6月30日止六個月

		Issued capital	Share premium	Enterprise expansion fund	Statutory surplus reserve fund	Special reserve	Share option reserve	Retained profits	Total
		已發行股本	股份溢價	企業發展基金	法定盈餘公積金	特別儲備	購股權儲備	保留盈利	總計
		RMB'000	RMB'000	RMB'000	RMB'000	RMB'000	RMB'000	RMB'000	RMB'000
		人民幣千元	人民幣千元	人民幣千元	人民幣千元	人民幣千元	人民幣千元	人民幣千元	人民幣千元
At 1 January 2023 (audited)	於2023年1月1日 (經審核)	6	402,552	3,034	70,022	2,999	20,966	65,415	564,994
(Loss) and the total comprehensive (expenses) for the period	期間(虧損)及全面 (開支)總額	-	-	-	-	-	-	(3,470)	(3,470)
2022 final dividend	2022年末期股息	-	-	-	-	-	-	-	-
Repurchase and cancellation of shares	購回及註銷股份	-	(36)	-	-	-	-	-	(36)
Repurchase of shares	股份購回	-	(442)	-	-	-	-	-	(442)
At 30 June 2023 (unaudited)	於2023年6月30日 (未經審核)	6	402,074	3,034	70,022	2,999	20,966	61,945	561,046
At 1 January 2022 (audited)	於2022年1月1日 (經審核)	6	403,442	3,034	70,022	2,999	22,795	293,347	795,645
(Loss) and the total comprehensive (expenses) income for the period	期間(虧損)及全面 (開支)收入總額	-	-	-	-	-	-	(53,044)	(53,044)
2021 final dividend	2021年末期股息	-	-	-	-	-	-	-	-
Repurchase and cancellation of shares	購回及註銷股份	-	(102)	-	-	-	-	-	(102)
Repurchase of shares	股份購回	-	(277)	-	-	-	-	-	(277)
At 30 June 2022 (unaudited)	於2022年6月30日 (未經審核)	6	403,063	3,034	70,022	2,999	22,795	240,303	742,222

Condensed Consolidated Statement of Changes in Equity

簡明綜合權益變動報表

For the six months ended 30 June 2023

截至2023年6月30日止六個月

As stipulated by the relevant laws and regulations for foreign investment enterprises in the People's Republic of China (the "PRC"), the Company's PRC subsidiaries are required to maintain two statutory reserves, being an enterprise expansion fund and a statutory surplus reserve fund which are non-distributable. Appropriations to such reserves are made out of net profit after taxation reported in the statutory financial statements of the PRC subsidiaries while the amounts and allocation basis are decided by their respective boards of directors annually. The statutory surplus reserve fund can be used to make up their prior year losses, if any, and can be applied in conversion into capital by means of capitalisation issue. The enterprise expansion fund is used for expanding the capital base of the PRC subsidiaries by means of capitalisation issue.

Under the Companies Law of the Cayman Islands (2009 Revision), the share premium of the Company may be applied for payment of distributions or dividends to shareholders provided that immediately following the date on which the distribution or dividend is proposed to be paid, the Company is able to pay its debts as they fall due in the ordinary course of business. During 2023 and 2022, dividends, to the extent in excess of the Company's retained profits, were funded out of its share premium.

Special reserve represents the difference between the paid-in capital of MOBI Antenna Technologies (Shenzhen) Co., Ltd. ("MOBI Shenzhen"), a subsidiary of the Company, and the nominal value of the Company's shares issued in connection with the acquisition of MOBI Shenzhen. MOBI Shenzhen was acquired pursuant to the group restructuring, completed on 19 December 2002, at which time the Company entered into an equity transfer agreement for the acquisition of the entire equity interest in MOBI Shenzhen.

根據中華人民共和國（「中國」）外資企業的相關法律及法規規定，本公司的中國子公司須作出兩項不可分派的法定儲備金，即企業發展基金及法定盈餘公積金。該等儲備金的撥款乃由中國子公司法定財務報表內呈報的稅後淨利潤撥出，金額及分配基準每年由其董事會決定。法定盈餘公積金可用作彌補去年的虧損（如有）以及可通過資本化發行轉換成股本。企業發展基金則通過資本化發行用作擴充中國子公司的資本基礎。

根據開曼群島公司法（2009年修訂本），本公司的股本溢價可用於向股東支付或分派股息，但緊隨擬作出支付或分派之日期後，本公司須能夠於日常業務過程中支付到期的債務。於2023年及2022年內，若股息超過本公司的保留盈利，則自股份溢價撥付。

特別儲備金指本公司子公司摩比天線技術（深圳）有限公司（「摩比深圳」）的已繳股本與本公司就收購摩比深圳發行股份的面值的差額。摩比深圳乃根據於2002年12月19日完成的集團重組收購，而本公司於同日已就收購摩比深圳的全部股本權益訂立一項股權轉讓協議。

Condensed Consolidated Statement of Cash Flows

簡明綜合現金流量報表

For the six months ended 30 June 2023

截至2023年6月30日止六個月

		For the six months ended 30 June 截至6月30日止六個月	
		2023 2023年 (Unaudited) (未經審核) RMB'000 人民幣千元	2022 2022年 (Unaudited) (未經審核) RMB'000 人民幣千元
Net cash generated from operating activities	經營活動所得現金淨額	41,142	61,209
Net cash (used in) investing activities	投資活動(所用)現金淨額	(55,722)	(43,043)
Net cash generated from (used in) financing activities	融資活動產生(所用)現金淨額	27,894	(37,549)
Increase (Decrease) in cash and cash equivalents	現金及現金等值物增加(減少)	13,314	(19,383)
Cash and cash equivalents at 1 January	於1月1日的現金及現金等值物	174,275	250,546
Effect of foreign exchange rate changes	外匯匯率變動影響	4,240	4,596
Cash and cash equivalents at 30 June represented by bank balances and cash	於6月30日的 現金及現金等值物 (即銀行結餘及現金)	191,829	235,759

Notes to the Condensed Consolidated Financial Statements

簡明綜合財務報表附註

For the six months ended 30 June 2023

截至2023年6月30日止六個月

1. GENERAL

The Company is a public limited company incorporated in the Cayman Islands and its shares are listed on The Stock Exchange of Hong Kong Limited (the “Stock Exchange”) on 17 December 2009. The address of its registered office is Maples Corporate Services Limited P.O. Box 309, Ugland House, Grand Cayman KY1-1104, Cayman Islands and its principal place of business is 7 Langshan First Road, Science and Technology Park, Nanshan District, Shenzhen, Guangdong Province, PRC.

The condensed consolidated financial statements are presented in Renminbi (“RMB”), which is the same as the functional currency of the Company and its subsidiaries.

The Company and its subsidiaries’ (the “Group”) principal business is production and sale of antennas and radio frequency subsystems.

2. BASIS OF PREPARATION AND SIGNIFICANT ACCOUNTING POLICIES

The unaudited condensed consolidated interim financial statements have been prepared in accordance with Hong Kong Accounting Standard (“HKAS”) 34 “Interim Financial Reporting” issued by the Hong Kong Institute of Certified Public Accountants (“HKICPA”) and with the applicable disclosure requirements of Appendix 16 to the Rules Governing the Listing of Securities (“the Listing Rules”) on The Stock Exchange of Hong Kong Limited (the “Stock Exchange”).

The condensed consolidated interim financial statements does not include all the information and disclosures required in the financial statements, and should be read in conjunction with the annual financial statements for the year ended 31 December 2022.

Except as described below, the accounting policies and methods of computation used in the condensed consolidated financial statements for the six months ended 30 June 2023 are the same as those followed in the preparation of the Group’s consolidated financial statements for the year ended 31 December 2022.

1. 一般資料

本公司為於開曼群島註冊成立的公眾有限公司，其股份於2009年12月17日在香港聯合交易所有限公司（「聯交所」）上市，其註冊辦事處的地址為Maples Corporate Services Limited P.O. Box 309, Ugland House, Grand Cayman KY1-1104, Cayman Islands，其主要營業地點為中國廣東省深圳市南山區科技園朗山一路7號。

簡明綜合財務報表以人民幣（「人民幣」）列值，人民幣亦是本公司及其子公司的功能貨幣。

本公司及其子公司（「本集團」）的主要業務為生產及銷售天線及無線電射頻子系統。

2. 編製基準及主要會計政策

未經審核簡明綜合中期財務報表乃按照香港會計師公會（「香港會計師公會」）頒佈的香港會計準則（「香港會計準則」）第34號「中期財務報告」及香港聯合交易所有限公司（「聯交所」）證券上市規則（「上市規則」）附錄16有關披露規定編製。

簡明綜合中期財務報表不包括財務報表所需一切資料及披露，且應與截至2022年12月31日止年度的年度財務報表一併閱讀。

除下文所述者外，截至2023年6月30日止六個月之簡明綜合財務報表所應用之會計政策及計算方法與編製本集團截至2022年12月31日止年度之綜合財務報表所依循者相同。

Notes to the Condensed Consolidated Financial Statements

簡明綜合財務報表附註

For the six months ended 30 June 2023

截至2023年6月30日止六個月

2. BASIS OF PREPARATION AND SIGNIFICANT ACCOUNTING POLICIES (Cont'd)

In the current interim period, the Group has applied, for the first time, the following revised Hong Kong Financial Reporting Standards ("HKFRSs") issued by the HKICPA that are relevant for the preparation of the Group's condensed consolidated financial statements:

HKFRS 17 (including the October 2020 and February 2022 Amendments to HKFRS 17)
香港財務報告準則第17號(包括2020年10月及2022年2月的香港財務報告準則第17號(修訂本))
Amendments to HKAS 1

香港會計準則第1號(修訂本)

Amendments to HKAS 1 and HKFRS Practice Statement 2
香港會計準則第1號及香港財務報告準則實務報告第2號(修訂本)
Amendments to HKAS 8
香港會計準則第8號(修訂本)
Amendments to HKAS 12

香港會計準則第12號(修訂本)

The directors of the Company anticipate that the application of the above revised HKFRSs in the current interim period has had no material effect on the amounts reported in these condensed consolidated financial statements and/or disclosures set out in these condensed consolidated financial statements.

3. SEGMENT INFORMATION

The Group has adopted HKFRS 8 Operating Segments to report segment information for the six months period ended 30 June 2022 and 2023. Operating segments are identified on the basis of internal reports about components of the Group that are regularly reviewed by the chief operating decision maker ("CODM"), being the chief executive officer of the Company, for the purpose of resource allocation and performance assessment. Information reported to the CODM is focused on three principal categories of products - antenna system, base station RF subsystem and coverage extension solution and others.

2. 編製基準及主要會計政策 (續)

在本中期期間，本集團已首次應用以下由香港會計師公會頒佈之經修訂的香港財務報告準則(「香港財務報告準則」)，該等準則與編製本集團之簡明綜合財務報表相關：

Insurance Contracts

保險合約

Classification of Liabilities as Current or Non-current and related amendments to Hong Kong Interpretation 5 (2020)
負債分類為流動或非流動以及香港詮釋第5號(2020年)之有關修訂

Disclosure of Accounting Policies
會計政策之披露

Definition of Accounting Estimates
會計估計之定義

Deferred Tax related to Assets and Liabilities arising from a Single Transaction
與單一交易產生之資產及負債相關的遞延稅項

本公司董事預計，於本中期期間應用之上述經修訂的香港財務報告準則對該等簡明綜合財務報表內呈報數額及／或該等簡明綜合財務報表所載披露事宜並無重大影響。

3. 分部資料

本集團已採用香港財務報告準則第8號營運分部呈報截至2022年及2023年6月30日止六個月期間的分部資料。營運分部按本集團最高營運決策人(「最高營運決策人」，即本公司行政總裁)為分配資源及評估表現而定期審閱有關本集團各組成部分的內部報告區分。向最高營運決策人呈報的資料主要關於天線系統、基站射頻子系統及覆蓋延伸方案及其他三大產品類別。

Notes to the Condensed Consolidated Financial Statements

簡明綜合財務報表附註

For the six months ended 30 June 2023

截至2023年6月30日止六個月

3. SEGMENT INFORMATION (Cont'd)

No measure of segment assets and liabilities are reported to the CODM for performance assessment and resource allocation. Accordingly, no segment assets and liabilities are presented.

The Group's reportable segments under HKFRS 8 are as follows:

Antenna system - manufacture and sale of antenna system and related products

Base station RF subsystem - manufacture and sale of base station RF subsystem and related products

Coverage extension solution and others - manufacture and sale of a wide array of coverage products and others

Information of segment revenues and segment results

		2023 2023年 (Unaudited) (未經審核) RMB'000 人民幣千元	2022 2022年 (Unaudited) (未經審核) RMB'000 人民幣千元
Segment revenues	分部收入		
Antenna system	天線系統	106,878	108,853
Base station RF subsystem	基站射頻子系統	217,900	169,862
Coverage extension solution and others	覆蓋延伸方案及其他	20,959	44,606
		345,737	323,321
Segment results	分部業績		
Antenna system	天線系統	73	(7,184)
Base station RF subsystem	基站射頻子系統	33,336	2,741
Coverage extension solution and others	覆蓋延伸方案及其他	372	2,389
		33,781	(2,054)
Reconciliation of segment results to (loss) before taxation:	分部業績與稅前(虧損)對賬:		
Other income and expenses	其他收入及開支	29,390	18,949
Unallocated corporate expenses	未分配企業開支	(63,716)	(68,743)
Finance costs	財務成本	(3,079)	(1,580)
Share of results of associates	應佔聯營公司業績	225	489
(Loss) before taxation	稅前(虧損)	(3,399)	(52,939)

3. 分部資料(續)

並無為評估表現及資源分配而向最高營運決策人呈報分部資產及負債，因此亦無呈列分部資產及負債。

本集團根據香港財務報告準則第8號的可呈報分部如下：

天線系統－製造及銷售天線系統及相關產品

基站射頻子系統－製造及銷售基站射頻子系統及相關產品

覆蓋延伸方案及其他－製造及銷售各種覆蓋產品及其他

有關分部收入及分部業績的資料

For the six months

ended 30 June

截至6月30日止六個月

2023

2022

2023年

2022年

(Unaudited)

(Unaudited)

(未經審核)

(未經審核)

RMB'000

RMB'000

人民幣千元

人民幣千元

Notes to the Condensed Consolidated Financial Statements

簡明綜合財務報表附註

For the six months ended 30 June 2023

截至2023年6月30日止六個月

3. SEGMENT INFORMATION (Cont'd)

Information of segment revenues and segment results (Cont'd)

3. 分部資料 (續)

有關分部收入及分部業績的資料 (續)

For the six months

ended 30 June

截至6月30日止六個月

2023 2022

2023年 2022年

(Unaudited) (Unaudited)

(未經審核) (未經審核)

RMB'000 RMB'000

人民幣千元 人民幣千元

Other segment information	其他分部資料		
Depreciation:	折舊：		
Antenna system	天線系統	4,691	6,648
Base station RF subsystem	基站射頻子系統	3,665	3,176
Coverage extension solution and others	覆蓋延伸方案及其他	341	410
Segment total	分部總計	8,697	10,234
Unallocated amount	未分配金額	6,177	4,422
Group total	集團總計	14,874	14,656
Research and development expenses:	研發開支：		
Antenna system	天線系統	19,662	25,346
Base station RF subsystem	基站射頻子系統	11,400	15,107
Coverage extension solution and others	覆蓋延伸方案及其他	4,717	6,946
Group total	集團總計	35,779	47,399

Revenues reported above represent revenues generated from external customers. There are no inter-segment sales during the six months ended 30 June 2022 and 2023.

The accounting policies of the reportable segments are the same as the Group's accounting policies described in the annual report of the Company for the year ended 31 December 2022. The Group does not allocate other income and expenses, unallocated corporate expenses, finance costs, fair value change on derivative financial instruments and share of results of associates to individual reportable segments when making decisions about resources to be allocated to the segments and assessing their performance.

上文呈報的收入為來自外部客戶的收入。截至2022年及2023年6月30日止六個月並無分部間銷售。

可呈報分部的會計政策與本集團截至2022年12月31日止年度之本公司年報的會計政策相同。本集團於決定分配資源予各呈報分部及評估其表現時，不會將其他收入及開支、未分配企業開支、財務成本、衍生金融工具公允值變動及應佔聯營公司業績分配予個別呈報分部。

Notes to the Condensed Consolidated Financial Statements

簡明綜合財務報表附註

For the six months ended 30 June 2023

截至2023年6月30日止六個月

3. SEGMENT INFORMATION (Cont'd)

Entity-wide disclosures:

Information about products

Revenues from each group of similar products within the reportable segments are as follows:

3. 分部資料(續)

實體全面披露資料：

有關產品的資料

可呈報分部內各類似產品組別的收入如下：

		For the six months ended 30 June 截至6月30日止六個月	
		2023 2023年 (Unaudited) (未經審核) RMB'000 人民幣千元	2022 2022年 (Unaudited) (未經審核) RMB'000 人民幣千元
<i>Antenna system</i>			
	<i>天線系統</i>		
Multi-band/Multi-system antennas	多頻／多系統天線	80,091	43,668
FDD+TDD antennas	FDD+TDD天線	9,809	6,489
Multi-beam antennas	多波束天線	6,424	8,039
Microwave antennas	微波天線	6,067	19,783
5G antennas	5G天線	–	13,111
Low-band refarming/IoT antennas	低頻重耕／物聯網天線	–	11,989
WCDMA/FDD-LTE antennas	WCDMA/FDD-LTE天線	–	4,640
Other antennas	其他天線	4,487	1,134
		106,878	108,853
<i>Base station RF subsystem</i>			
	<i>基站射頻子系統</i>		
WCDMA/FDD-LTE RF devices	WCDMA/FDD-LTE射頻器件	209,475	156,262
TD/TD-LTE RF devices	TD/TD-LTE射頻器件	4,821	2,630
GSM/CDMA RF devices	GSM/CDMA射頻器件	2,113	7,389
Low-band refarming/IoT RF devices	低頻重耕／物聯網射頻器件	1,281	64
Other devices	其他器件	210	3,517
		217,900	169,862

Notes to the Condensed Consolidated Financial Statements

簡明綜合財務報表附註

For the six months ended 30 June 2023

截至2023年6月30日止六個月

3. SEGMENT INFORMATION (Cont'd)

Entity-wide disclosures: (Cont'd)

Information about products (Cont'd)

		For the six months ended 30 June	
		截至6月30日止六個月	
		2023	2022
		2023年	2022年
		(Unaudited)	(Unaudited)
		(未經審核)	(未經審核)
		RMB'000	RMB'000
		人民幣千元	人民幣千元
<i>Coverage extension solution and others</i>	覆蓋延伸方案及其他		
Aesthetic antennas	美化天線	9,981	43,957
Indoor antennas and devices	室分天線及器件	4,172	–
Small Cell	微基站	–	12
Other products	其他產品	6,806	637
		20,959	44,606
		345,737	323,321

Information about major customers

Revenues from customers of the corresponding periods contributing over 10% of the total sales of the Group are as follows:

有關主要客戶的資料

來自於有關期間對本集團總銷售額貢獻超過10%的客戶的收入如下：

		For the six months ended 30 June	
		截至6月30日止六個月	
		2023	2022
		2023年	2022年
		(Unaudited)	(Unaudited)
		(未經審核)	(未經審核)
		RMB'000	RMB'000
		人民幣千元	人民幣千元
Customer A ¹	客戶A ¹	66,145	76,283
Customer B ¹	客戶B ¹	174,240	132,245
Customer C ²	客戶C ²	47,915	N/A ³ 不適用 ³

1 Revenue mainly from antenna system and base station RF subsystem

2 Revenue mainly from antenna system

3 The corresponding revenue of Customer C did not contribute over 10% of the total revenue of the Group for the six months ended 30 June 2022

1 主要來自天線系統及基站射頻子系統的收入

2 主要來自天線系統的收入

3 客戶C之相關收入截至2022年6月30日止六個月並無為集團收入總額貢獻超過10%

Notes to the Condensed Consolidated Financial Statements

簡明綜合財務報表附註

For the six months ended 30 June 2023

截至2023年6月30日止六個月

3. SEGMENT INFORMATION (Cont'd)

Entity-wide disclosures: (Cont'd)

Geographical information

The reportable segments of the Group are mainly operated in the PRC and overseas according to continents distribution. An analysis of the Group's geographical information on revenues attributed to continents on the basis of the customer's location is set out in the following table:

		For the six months ended 30 June 截至6月30日止六個月	
		2023 2023年 (Unaudited) (未經審核) RMB'000 人民幣千元	2022 2022年 (Unaudited) (未經審核) RMB'000 人民幣千元
PRC	中國	133,746	148,952
Overseas	海外		
Other countries/areas in Asia	亞洲其他國家／地區	102,966	78,451
Europe	歐洲	92,232	42,559
Americas	美洲	16,793	53,353
Africa	非洲	–	6
Subtotal	小計	211,991	174,369
		345,737	323,321

All non-current assets (other than deferred tax assets) of the Group are located in the PRC.

本集團所有非流動資產(遞延稅項資產除外)均位於中國。

3. 分部資料(續)

實體全面披露資料：(續)

地區資料

本集團的可呈報分部主要於中國及海外按大洲分佈經營業務。下表載列本集團按客戶所在地劃分的大洲應佔收入的地區資料分析：

Notes to the Condensed Consolidated Financial Statements

簡明綜合財務報表附註

For the six months ended 30 June 2023

截至2023年6月30日止六個月

4. REVENUE, OTHER INCOME AND EXPENSES

4. 收入、其他收入及開支

		For the six months ended 30 June 截至6月30日止六個月	
		2023 2023年 (Unaudited) (未經審核) RMB'000 人民幣千元	2022 2022年 (Unaudited) (未經審核) RMB'000 人民幣千元
Revenue	收入		
Sale of wireless communication antenna systems, base station RF subsystems and products of coverage extension solution and others	銷售無線通信天線系統、基站射頻子系統及覆蓋延伸方案及其他產品	345,737	323,321
Other income and expenses	其他收入及開支		
Government grants	政府補助金	8,447	7,185
Compensation income	補償收入	187	74
Rental income	租金收入	5,742	6,277
Interest income	利息收入	1,888	6,615
Net exchange gain	匯兌收益淨額	9,237	4,149
Other income (expenses)	其他收入(開支)	3,889	(5,351)
		29,390	18,949

5. FINANCE COSTS

5. 財務成本

		For the six months ended 30 June 截至6月30日止六個月	
		2023 2023年 (Unaudited) (未經審核) RMB'000 人民幣千元	2022 2022年 (Unaudited) (未經審核) RMB'000 人民幣千元
Interest on bank borrowings	銀行借款利息		
– wholly repayable within five years	– 全部須於五年內償還	2,953	1,326
Interest on lease liabilities	租賃負債利息	126	254
		3,079	1,580

Notes to the Condensed Consolidated Financial Statements

簡明綜合財務報表附註

For the six months ended 30 June 2023

截至2023年6月30日止六個月

6. INCOME TAX (EXPENSES)

6. 所得稅(開支)

		For the six months ended 30 June 截至6月30日止六個月	
		2023 2023年 (Unaudited) (未經審核) RMB'000 人民幣千元	2022 2022年 (Unaudited) (未經審核) RMB'000 人民幣千元
PRC income tax	中國所得稅	(20)	(8)
Deferred tax	遞延稅項	(51)	(97)
		(71)	(105)

The Company was incorporated in the Cayman Islands and is exempted from income tax. It is not subject to tax in other jurisdictions.

本公司於開曼群島註冊成立，毋須繳納所得稅。亦毋須繳納其他司法權區稅項。

The applicable tax rate of MOBI Technology (Hong Kong) Limited ("MOBI HK") is 16.5% of the estimated assessable profit for both periods.

摩比科技(香港)有限公司(「摩比香港」)兩個期內的估計應課稅溢利的適用稅率為16.5%。

MOBI Antenna Technologies (Shenzhen) Co., Ltd. ("MOBI Shenzhen") and MOBI Technology (Shenzhen) Co., Ltd. ("MOBI Technology") were established in Shenzhen, PRC, with applicable tax rate of 15%.

摩比天線技術(深圳)有限公司(「摩比深圳」)及摩比科技(深圳)有限公司(「摩比科技」)於中國深圳成立，其適用稅率為15%。

The applicable tax rates of MOBI Telecommunications Technologies (Ji'an) Co., Ltd. ("MOBI Jian") and MOBI Technologies (Xi'an) Co., Ltd. ("MOBI Xian") are 15% and 25% for the six months ended 30 June 2023 respectively.

截至2023年6月30日止六個月，摩比通訊技術(吉安)有限公司(「摩比吉安」)及摩比科技(西安)有限公司(「摩比西安」)的適用稅率分別為15%及25%。

The applicable tax rate of other PRC subsidiaries is 25% for the six months ended 30 June 2023.

截至2023年6月30日止六個月，其他中國子公司的適用稅率為25%。

Notes to the Condensed Consolidated Financial Statements

簡明綜合財務報表附註

For the six months ended 30 June 2023

截至2023年6月30日止六個月

7. (LOSS) AND THE TOTAL COMPREHENSIVE (EXPENSES) FOR THE PERIOD ATTRIBUTABLE TO OWNERS OF THE COMPANY

(Loss) and the total comprehensive (expenses) for the period has been arrived at after charging (crediting) the following items:

		For the six months ended 30 June	
		截至6月30日止六個月	
		2023	2022
		2023年	2022年
		(Unaudited)	(Unaudited)
		(未經審核)	(未經審核)
		RMB'000	RMB'000
		人民幣千元	人民幣千元
Depreciation	折舊	14,874	14,656
Depreciation of right-of-use assets	使用權資產折舊	2,302	2,973
Cost of inventories recognised as expenses	確認為開支的存貨成本	276,177	277,976
Net exchange (gain)	匯兌(收益)淨額	(9,237)	(4,149)

8. DIVIDENDS

		For the six months ended 30 June	
		截至6月30日止六個月	
		2023	2022
		2023年	2022年
		(Unaudited)	(Unaudited)
		(未經審核)	(未經審核)
		RMB'000	RMB'000
		人民幣千元	人民幣千元
Dividends recognised as distribution during the period:	期內確認作 分派的股息：		
2021 final dividend	2021年末期股息	—	—
2022 final dividend	2022年末期股息	—	—
		—	—

At the Board meeting held on 18 August 2023, the Directors of the Company do not recommend any payment of interim dividend for the six months ended 30 June 2023.

7. 本公司擁有人應佔的期間(虧損)及全面(開支)總額

期間(虧損)及全面(開支)總額已扣除(計入)以下項目：

8. 股息

本公司董事於2023年8月18日舉行的董事會會議上不建議派付任何截至2023年6月30日止六個月之中期股息。

Notes to the Condensed Consolidated Financial Statements

簡明綜合財務報表附註

For the six months ended 30 June 2023

截至2023年6月30日止六個月

9. (LOSS) PER SHARE

The (loss) figures for calculation of the basic and diluted (loss) per share attributable to the ordinary owners of the Company are based on the following data:

9. 每股(虧損)

用以計算本公司普通股持有人應佔每股基本及攤薄(虧損)的(虧損)數字乃根據下列數據計算：

		For the six months ended 30 June 截至6月30日止六個月	
		2023 2023年 (Unaudited) (未經審核) RMB'000 人民幣千元	2022 2022年 (Unaudited) (未經審核) RMB'000 人民幣千元
(Loss)	(虧損)		
(Loss) for the period attributable to owners of the Company and (loss) for purposes of basic and diluted (loss) per share	本公司擁有人應佔的期間(虧損)及用作計算每股基本及攤薄(虧損)的(虧損)	(3,470)	(53,044)
Number of shares	股份數目		
Weighted average number of ordinary shares for the purpose of basic (loss) per share	用作計算每股基本(虧損)的普通股加權平均數	812,137	816,509
Weighted average number of ordinary shares for the purpose of diluted (loss) per share	用作計算每股攤薄(虧損)的普通股加權平均數	812,137	816,509

The computation of diluted loss per share for the sixth months ended 30 June 2023 and 2022 did not assume the exercise of the Company's share options as the exercise price of these options was higher than the average market price for shares for the six months ended 2023 and 2022.

截至2023年及2022年6月30日止六個月，假設本公司購股權未獲行使，每股攤薄虧損的計算乃由於該等購股權的行使價高於股份於截至2023年及2022年6月30日止六個月的平均市場價。

Notes to the Condensed Consolidated Financial Statements

簡明綜合財務報表附註

For the six months ended 30 June 2023

截至2023年6月30日止六個月

10. TRADE RECEIVABLES

The Group offers credit terms generally accepted in the antenna system, base station RF subsystem and coverage extension solution and others manufacturing industries to its trade customers, which are ranging from 30 to 240 days for a significant number of the Company's products, although a longer credit term may be extended to certain customers, depending on price, the size of the contract, credibility and reputation of the customers. In order to manage the credit risks associated with trade receivables effectively, credit limits of customers are evaluated periodically. Before accepting any new customer, the Group conducts research on the creditworthiness of the new customer and assesses the potential customer's credit quality. Trade receivables that are neither past due nor impaired have the high ranking record attributable to their corresponding research on the creditworthiness.

The following is an aged analysis based on invoice date of trade receivables net of allowance for credit losses at the end of reporting period:

10. 貿易應收賬款

本集團向貿易客戶提供天線系統、基站射頻子系統及覆蓋延伸方案及其他製造行業普遍接受的信貸期，本公司大量產品的信貸期介乎30至240日，但若干客戶或可享有較長的信貸期，視乎價格、合同規模、客戶的信用度及聲譽而有所不同。為有效管理與貿易應收賬款相關的信貸風險，本公司定期對客戶的信貸限額進行評估。本集團接納任何新客戶前，會調查該名新客戶的信用記錄及評估潛在客戶的信貸質素。根據相關信貸審查，具有未過期亦無減值的貿易應收賬款將可獲得高評級。

以下為於呈報期末按發票日期計的貿易應收賬款（扣除信貸虧損撥備）的賬齡分析：

		30 June 2023 2023年 6月30日 (Unaudited) (未經審核) RMB'000 人民幣千元	31 December 2022 2022年 12月31日 (Audited) (經審核) RMB'000 人民幣千元
0 to 30 days	0至30日	89,560	83,251
31 to 60 days	31至60日	42,587	44,346
61 to 90 days	61至90日	29,194	42,910
91 to 120 days	91至120日	27,522	18,270
121 to 180 days	121至180日	20,325	33,096
Over 180 days	超過180日	91,846	80,708
		301,034	302,581

Notes to the Condensed Consolidated Financial Statements

簡明綜合財務報表附註

For the six months ended 30 June 2023

截至2023年6月30日止六個月

II. TRADE PAYABLES

The following is an aged analysis based on invoice date of trade payables at the end of reporting period:

		30 June 2023 2023年 6月30日 (Unaudited) (未經審核) RMB'000 人民幣千元	31 December 2022 2022年 12月31日 (Audited) (經審核) RMB'000 人民幣千元
0 to 30 days	0至30日	82,753	69,999
31 to 60 days	31至60日	72,429	53,456
61 to 90 days	61至90日	61,645	38,855
91 to 180 days	91至180日	75,408	88,539
Over 180 days	超過180日	145,605	152,880
		437,840	403,729

Typical credit term of trade payables ranges from 60 to 120 days.

II. 貿易應付賬款

於呈報期末按發票日期計的貿易應付賬款賬齡分析如下：

貿易應付賬款的信貸期一般範圍是60至120日。

Notes to the Condensed Consolidated Financial Statements

簡明綜合財務報表附註

For the six months ended 30 June 2023

截至2023年6月30日止六個月

12. ISSUED SHARE CAPITAL OF THE COMPANY

12. 本公司已發行股本

		Number of shares		Issued capital	
		股份數目		已發行股本	
		Six months ended	Year ended	Six months ended	Year ended
		30 June 2023	31 December 2022	30 June 2023	31 December 2022
		截至	截至	截至	截至
		2023年6月30日	2022年12月31日	2023年6月30日	2022年12月31日
		止六個月	止年度	止六個月	止年度
		Ordinary	Ordinary	Ordinary	Ordinary
		shares	shares	shares	shares
		普通股	普通股	普通股	普通股
		'000	'000	USD (Note i)	USD
		千股	千股	美元(附註i)	美元
Ordinary shares of USD0.000001 each	每股0.000001 美元的普通股				
Authorized	法定				
At beginning of the period/year and at end of the period/year	於期／年初 及於期／年末	2,000,000	2,000,000	2,000.00	2,000.00
Issued and fully paid	已發行及繳足				
At beginning of the period/year	於期／年初	815,240	817,100	815.23	817.09
Share repurchased and cancelled (Note ii)	股份購回 及註銷(附註ii)	(3,103)	(1,860)	(3.10)	(1.86)
At end of the period/year	於期／年末	812,137	815,240	812.13	815.23

Notes to the Condensed Consolidated Financial Statements

簡明綜合財務報表附註

For the six months ended 30 June 2023

截至2023年6月30日止六個月

12. ISSUED SHARE CAPITAL OF THE COMPANY (Cont'd)

		Six months ended 30 June 2023 截至 2023年6月30日 止六個月 (Unaudited) (未經審核) Ordinary shares Equivalent 等值普通股 RMB 人民幣元	Year ended 31 December 2022 截至 2022年12月31日 止年度 (Audited) (經審核) Ordinary shares Equivalent 等值普通股 RMB 人民幣元
Issued and fully paid	已發行及繳足		
At beginning of the period/year	於期／年初	5,702.10	5,714.51
Share repurchased and cancelled (Note ii)	股份購回及註銷 (附註ii)	(20.70)	(12.41)
At end of the period/year	於期／年末	5,681.40	5,702.10

Issued share capital shown in the condensed consolidated statements of financial position as at 30 June 2023 and the consolidated statements of financial position as at 31 December 2022 were rounded to RMB6,000.

於2023年6月30日之簡明綜合財務狀況報表及於2022年12月31日之綜合財務狀況報表列示的已發行股本約為人民幣6,000元。

There is no movement of authorised ordinary share for the six months ended 30 June 2023 and during the year ended 31 December 2022.

截至2023年6月30日止六個月及2022年12月31日止年度，法定普通股並無變動。

Notes:

- (i) USD is short for United States dollar.
- (ii) During the six months ended 30 June 2023 and the year ended 31 December 2022, the Company repurchased its own shares through the Stock Exchange as follows:

附註：

- (i) 美元為美國美元縮寫。
- (ii) 截至2023年6月30日止六個月及2022年12月31日止年度，本公司透過聯交所按以下方式購回其自身股份：

Month of repurchase	購回月份	No. of ordinary shares of USD0.000001 each 每股面值 0.000001美元 普通股數目	Price per share 每股價格		Aggregate consideration paid 已付總代價	
			Lowest 最低 HKD 港元	Highest 最高 HKD 港元	HKD 港元	RMB 人民幣元
February 2022	2022年2月	591,000 (Note) (附註)	0.21	0.59	216,689	190,881
July 2022	2022年7月	1,269,000 (Note) (附註)	0.25	0.29	334,334	284,886
August to December 2022	2022年8月至12月	2,938,000 (Note) (附註)	0.16	0.24	481,898	414,180
January 2023	2023年1月	165,000 (Note) (附註)	0.217	0.27	41,309	35,874
April to June 2023	2023年4月至6月	2,387,000	0.195	0.228	493,838	441,676

Note: The above ordinary shares were cancelled upon repurchase.

附註：以上普通股於購回時已被註銷。

None of the Company's subsidiaries purchased, sold or redeemed any of the Company's listed securities during the period/year.

於期／年內，本公司的子公司概無購買、出售或贖回本公司任何上市證券。

Notes to the Condensed Consolidated Financial Statements

簡明綜合財務報表附註

For the six months ended 30 June 2023

截至2023年6月30日止六個月

13. CAPITAL COMMITMENTS

13. 資本承擔

		30 June 2023 2023年 6月30日 (Unaudited) (未經審核) RMB'000 人民幣千元	31 December 2022 2022年 12月31日 (Audited) (經審核) RMB'000 人民幣千元
Capital expenditure contracted for but not provided in the condensed consolidated financial statements in respect of the acquisition of property, plant and equipment	有關收購物業、廠房及設備的已訂約但未有在簡明綜合財務報表撥備的資本開支	13,159	12,735

14. RELATED PARTY TRANSACTIONS

14. 關連人士交易

(a) Related party balances and transactions

Other than as disclosed elsewhere in these condensed consolidated financial statements, the Group has following transactions and balances with related parties.

(a) 關連人士結餘及交易

除該等簡明綜合財務報表另有披露者外，本集團與關連人士的交易及結餘如下。

Relationships	關係	Nature of balances/transactions	結餘／交易性質	30 June 2023 2023年 6月30日 (Unaudited) (未經審核) RMB'000 人民幣千元	31 December 2022 2022年 12月31日 (Audited) (經審核) RMB'000 人民幣千元
Related party (Note i)	關聯方 (附註i)	Lease payment paid	已付租賃款項	749	1,340
		Lease liabilities	租賃負債	2,272	2,913
		Interest on lease liabilities	租賃負債利息	72	174
		Rental deposit receivable	應收租賃按金	110	110
		Other payables (Note ii)	其他應付賬款(附註ii)	-	8
Associates	聯營公司	Trade sales	貿易銷售	-	3,153
		Trade purchases	貿易購買	6,148	15,666
		Trade receivables	貿易應收賬款	8,746	8,768
		Prepayment	預付款項	1,627	1,627
		Trade payables	貿易應付賬款	17,987	16,906
		Contract liabilities	合約負債	161	161
		Other payables (Note ii)	其他應付賬款(附註ii)	722	722

Notes:

- (i) Mr. Hu, an executive Director of the Company is also a director of the related party.
- (ii) As at 30 June 2023 and 31 December 2022, the balances are non-trade in nature and repayable on demand.

附註：

- (i) 胡先生為本公司執行董事，亦為關聯方董事。
- (ii) 於2023年6月30日及2022年12月31日，結餘為非貿易性質，須於要求時償還。

Notes to the Condensed Consolidated Financial Statements

簡明綜合財務報表附註

For the six months ended 30 June 2023

截至2023年6月30日止六個月

14. RELATED PARTY TRANSACTIONS (Cont'd)

(b) Compensation of key management personnel

The remuneration of directors and other members of key management were as follows:

		For the six months ended 30 June 截至6月30日止六個月	
		2023 2023年 (Unaudited) (未經審核) RMB'000 人民幣千元	2022 2022年 (Unaudited) (未經審核) RMB'000 人民幣千元
Short-term benefits	短期福利	2,312	2,180
Post-employment benefits	離職後福利	239	276
		2,551	2,456

The remuneration of directors and key executives is determined having regard to the performance of individuals and market trends.

The retirement benefits scheme contributions of one director were paid by SZWS during the six months ended 30 June 2022 and 2023.

14. 關連人士交易 (續)

(b) 主要管理人員的報酬

董事及主要管理層其他成員的薪酬如下：

		For the six months ended 30 June 截至6月30日止六個月	
		2023 2023年 (Unaudited) (未經審核) RMB'000 人民幣千元	2022 2022年 (Unaudited) (未經審核) RMB'000 人民幣千元
Short-term benefits	短期福利	2,312	2,180
Post-employment benefits	離職後福利	239	276
		2,551	2,456

董事及主要行政人員的薪酬乃根據個人表現及市場趨勢而釐定。

截至2022年及2023年6月30日止六個月，一名董事的退休福利計劃供款由深圳維先通支付。



MOBI 摩比
MOBI Development Co., Ltd.
摩比發展有限公司

www.mobi-antenna.com

摩比發展有限公司
MOBI Development Co., Ltd.

Add 地址 : 中國廣東省深圳市南山區科技園朗山一路七號摩比大廈
MOBI Building, 7 Langshan First Road, Science and Technology Park,
Nanshan District, Shenzhen, Guangdong Province, PRC

Tel 電話 : 86-755-86186100

E-Mail 電郵 : public@mobi-antenna.com

Website 網址 : www.mobi-antenna.com

P.C 郵編 : 518057