

Hong Kong Exchanges and Clearing Limited and The Stock Exchange of Hong Kong Limited take no responsibility for the contents of this announcement, make no representation as to its accuracy or completeness and expressly disclaim any liability whatsoever for any loss howsoever arising from or in reliance upon the whole or any part of the contents of this announcement.



China International Capital Corporation Limited

中國國際金融股份有限公司

(A joint stock company incorporated in the People's Republic of China with limited liability)

(Stock Code: 03908)

ANNUAL RESULTS ANNOUNCEMENT FOR THE YEAR ENDED DECEMBER 31, 2024

The board of directors of China International Capital Corporation Limited (the “**Company**”) hereby announces the audited annual results of the Company and its subsidiaries for the year ended December 31, 2024. This announcement, containing the full text of the 2024 annual report of the Company, complies with the relevant requirements of the *Rules Governing the Listing of Securities on The Stock Exchange of Hong Kong Limited* in relation to preliminary announcements of annual results. The Company’s 2024 annual report will be published on the website of Hong Kong Exchanges and Clearing Limited at www.hkexnews.hk and the website of the Company at www.cicc.com in due course.

By order of the Board

China International Capital Corporation Limited

Secretary to the Board

Sun Nan

Beijing, the PRC

March 28, 2025

As at the date of this announcement, the Executive Director of the Company is Mr. Chen Liang; the Non-executive Directors are Ms. Zhang Wei and Mr. Kong Lingyan; and the Independent Non-executive Directors are Mr. Ng Kong Ping Albert, Mr. Lu Zhengfei, Mr. Peter Hugh Nolan and Mr. Zhou Yu.

CONTENTS

- 002 Definitions
- 008 Important Notes
- 010 Message from Our Chairman

Business Overview

- 016 Company Profile
- 032 Summary of Accounting Data and Financial Indicators
- 035 Management Discussion and Analysis

Corporate Governance and Particulars of Bonds

- 118 Directors' Report
- 124 Changes in Shares and Information of Shareholders
- 138 Directors, Supervisors, Senior Management and Employees
- 159 Corporate Governance Report
- 197 Environmental and Social Responsibility
- 201 Significant Events
- 212 Particulars of Bonds
- 244 Information Disclosure of Securities Companies

Financial Report and Documents for Inspection

- 245 Independent Auditor's Report
- 251 Consolidated Financial Statements
- 426 Index of Documents for Inspection
- 427 Appendix I
- 435 Appendix II
- 445 Appendix III



DEFINITIONS

In this report, unless the context otherwise requires, the following terms and expressions have the meanings set forth below:

“Company”, “our Company”, or “CICC”	China International Capital Corporation Limited* (中國國際金融股份有限公司), a joint stock company with limited liability converted from China International Capital Corporation Limited* (中國國際金融有限公司), a Chinese-foreign equity joint venture, on June 1, 2015, whose H Shares are listed on the Hong Kong Stock Exchange (Stock Code: 03908) and A Shares are listed on the Shanghai Stock Exchange (Stock Code: 601995)
“Group”, “our Group” or “we”	our Company and its subsidiaries (or with reference to the context, our Company and anyone or more of its subsidiaries)
“Articles of Association”	the <i>Articles of Association of China International Capital Corporation Limited</i>
“Ministry of Finance” or “MOF”	the Ministry of Finance of the PRC* (中華人民共和國財政部)
“CSRC”	the China Securities Regulatory Commission* (中國證券監督管理委員會)
“SFC”	the Securities and Futures Commission of Hong Kong
“SSE”	the Shanghai Stock Exchange* (上海證券交易所)
“Beijing Stock Exchange”	the Beijing Stock Exchange* (北京證券交易所)
“Hong Kong Stock Exchange” or “HKEX”	The Stock Exchange of Hong Kong Limited, a wholly-owned subsidiary of Hong Kong Exchanges and Clearing Limited
“Central Bank”, “People’s Bank of China” or “PBoC”	the People’s Bank of China* (中國人民銀行), the central bank of the PRC
“NFRA”	the National Financial Regulatory Administration
“CICC Capital Management”	CICC Capital Management Co., Ltd.* (中金資本運營有限公司), a company incorporated in the PRC in March 2017 and a wholly-owned subsidiary of our Company

“CICC Fund Management”	CICC Fund Management Co., Ltd.* (中金基金管理有限公司), a company incorporated in the PRC in February 2014 and a wholly-owned subsidiary of our Company
“CICC Private Equity”	CICC Private Equity Management Co., Ltd.* (中金私募股權投資管理有限公司), a company incorporated in the PRC in October 2020 and a wholly-owned subsidiary of our Company
“CICC Futures”	CICC Futures Co., Ltd.* (中金期貨有限公司), a company incorporated in the PRC in July 2004 and a wholly-owned subsidiary of our Company
“CICC Wealth Management” or “CICC Wealth Management Securities”	China CICC Wealth Management Securities Company Limited* (中國中金財富證券有限公司), formerly known as China Investment Securities Company Limited* (中國中投證券有限責任公司), a company incorporated in the PRC in September 2005, which was renamed as China CICC Wealth Management Securities Company Limited in August 2019, and a wholly-owned subsidiary of our Company
“China Investment LuckyStone”	China Investment LuckyStone Management Co. Ltd.* (中金瑞石投資管理有限責任公司), formerly known as CISC Luckystone Investment Management Co., Ltd.* (中投瑞石投資管理有限責任公司), a company incorporated in the PRC in September 2009, which was renamed as China Investment LuckyStone Management Co. Ltd. in July 2021, and a wholly-owned subsidiary of CICC Wealth Management Securities
“CICC Pucheng”	CICC Pucheng Investment Co., Ltd.* (中金浦成投資有限公司), a company incorporated in the PRC in April 2012 and a wholly-owned subsidiary of our Company
“CICC International”	China International Capital Corporation (International) Limited* (中國國際金融(國際)有限公司), formerly known as China International Capital Corporation (Hong Kong) Limited* (中國國際金融(香港)有限公司), a company incorporated in Hong Kong in April 1997, which was renamed as China International Capital Corporation (International) Limited in June 2022, and a wholly-owned subsidiary of our Company
“CICC HK Securities”	China International Capital Corporation Hong Kong Securities Limited* (中國國際金融香港證券有限公司), a company incorporated in Hong Kong in March 1998 and a wholly-owned subsidiary of CICC International

“CICC HK AM”	China International Capital Corporation Hong Kong Asset Management Limited* (中國國際金融香港資產管理有限公司), a company incorporated in Hong Kong in December 2005 and a wholly-owned subsidiary of CICC International
“CICC HK Futures”	China International Capital Corporation Hong Kong Futures Limited* (中國國際金融香港期貨有限公司), a company incorporated in Hong Kong in August 2010 and a wholly-owned subsidiary of CICC International
“CICC (Singapore)”	China International Capital Corporation (Singapore) Pte. Limited, a company incorporated in Singapore in July 2008 and a wholly-owned subsidiary of CICC International
“A Share(s)”	ordinary share(s) in the share capital of the Company with a nominal value of RMB1.00 each, which is (are) subscribed for and traded in RMB and listed on the SSE
“H Share(s)”	ordinary share(s) in the share capital of the Company with a nominal value of RMB1.00 each, which is (are) subscribed for and traded in HK dollars* and listed on the Hong Kong Stock Exchange
“A Share Offering and Listing”	the initial public offering of RMB ordinary shares (A Shares) and listing on the SSE of the Company
“Main Board”	the Main Board of the Shanghai Stock Exchange or the Shenzhen Stock Exchange
“STAR Market”	the Sci-Tech innovation board of the Shanghai Stock Exchange* (上海證券交易所科創板)
“NEEQ”	the National Equities Exchange and Quotations* (全國中小企業股份轉讓系統)
“Securities Law”	the <i>Securities Law of the PRC</i> * (中華人民共和國證券法)
“SFO”	the <i>Securities and Futures Ordinance</i> (Chapter 571 of the Laws of Hong Kong)
“Company Law”	the <i>Company Law of the PRC</i> * (中華人民共和國公司法)
“IFRS Accounting Standards”	the International Financial Reporting Accounting Standards, which include standards, amendments and interpretations promulgated by the International Accounting Standards Board and the International Accounting Standards (IAS) and interpretations issued by the International Accounting Standards Committee (IASC)

“HKFRS Accounting Standards”	includes Hong Kong Financial Reporting Standards, Hong Kong Accounting Standards, and HK (IFRIC) Interpretations, HK Interpretations and HK (SIC) Interpretations issued by the Hong Kong Institute of Certified Public Accountants
“CASs”	Chinese Accounting Standards for Business Enterprises issued by the Ministry of Finance of the PRC and other relevant requirements
“Model Code”	the <i>Model Code for Securities Transactions by Directors of Listed Issuers</i> set out in Appendix C3 to the <i>Listing Rules of the Stock Exchange</i>
“Corporate Governance Code”	the <i>Corporate Governance Code</i> set out in Appendix C1 to the <i>Listing Rules of the Stock Exchange</i>
“Shareholder(s)”	holder(s) of the Share(s)
“Share(s)”	ordinary share(s) in the share capital of our Company with a nominal value of RMB1.00 each
“connected person(s)”	has the same meaning ascribed to it under the <i>Listing Rules of the Stock Exchange</i>
“Listing Rules of the Stock Exchange”	the <i>Rules Governing the Listing of Securities on The Stock Exchange of Hong Kong Limited</i>
“Listing Rules of the SSE”	the <i>Rules Governing the Listing of Stocks on the Shanghai Stock Exchange</i> , together with the <i>Listing Rules of the Stock Exchange</i> , are referred to as the “ <i>Listing Rules</i> ”
“Acquisition”	the acquisition by our Company of 100% equity interest of Former CISC (now renamed as CICC Wealth Management) from Huijin pursuant to the Equity Transfer Agreement
“Equity Transfer Agreement”	the equity transfer agreement entered into between our Company and Huijin dated November 4, 2016, pursuant to which our Company has agreed to purchase and Huijin has agreed to sell 100% of the equity interest of Former CISC (now renamed as CICC Wealth Management)

“Net capital”	net capital refers to net assets after risk adjustments on certain types of assets as defined in the <i>Provisions on the Calculation Basis for Risk Control Indicators of Securities Companies</i>
“FICC”	fixed income, commodities and currency
“ETF(s)”	exchange-traded fund(s)
“FoF”	Fund of Fund
“REIT(s)”	real estate investment trust(s)
“NSSF”	the National Council for Social Security Fund of the PRC* (中國全國社會保障基金理事會)
“CSDC”	China Securities Depository and Clearing Corporation Limited* (中國證券登記結算有限責任公司)
“Huijin”, “Huijin Company” or “Central Huijin”	Central Huijin Investment Ltd.* (中央匯金投資有限責任公司), a wholly state-owned company ultimately owned by the PRC Government and a Shareholder of our Company
“Jiayin Investment”	China Jiayin Investment Limited* (中國建銀投資有限責任公司), a company incorporated in the PRC in June 1986 and a wholly-owned subsidiary of Huijin and a Shareholder of our Company
“JIC Investment”	JIC Investment Co., Ltd.* (建投投資有限責任公司), a company incorporated in the PRC in October 2012 and a wholly-owned subsidiary of Jiayin Investment and a Shareholder of our Company
“China Investment Consulting”	China Investment Consulting Co., Ltd.* (中國投資諮詢有限責任公司), a company incorporated in the PRC in March 1986 and a wholly-owned subsidiary of Jiayin Investment and a Shareholder of our Company
“Haier Jinying”	Haier Group (Qingdao) Jinying Holding Co., Ltd.* (海爾集團(青島)金盈控股有限公司), formerly known as Haier Group (Qingdao) Financial Holdings Ltd.* (海爾集團(青島)金融控股有限公司), a company incorporated in the PRC in February 2014

“I&G”	China National Investment and Guaranty Corporation* (中國投融資擔保股份有限公司), a company incorporated in the PRC in December 1993 and a Shareholder of our Company
“Tencent”	Tencent Holdings and its subsidiaries
“Tencent Holdings”	Tencent Holdings Limited, a company incorporated in the Cayman Islands with limited liability and whose shares are listed on the Hong Kong Stock Exchange (Stock Code: 00700 (HKD counter) and 80700 (RMB counter))
“Jinteng Technology”	Jinteng Technology Information (Shenzhen) Co., Ltd.* (金騰科技信息(深圳)有限公司), a company incorporated in the PRC in June 2020 and a joint venture of the Company and Tencent Technology (Shenzhen) Co., Ltd.* (騰訊數碼(深圳)有限公司)
“Tencent Mobility Limited”	Tencent Mobility Limited, a company incorporated in Hong Kong with limited liability, a wholly-owned subsidiary of Tencent Holdings and a Shareholder of our Company
“PRC” or “China”	the People’s Republic of China
“Hong Kong”	the Hong Kong Special Administrative Region of the PRC
“RMB” or “Renminbi”	Renminbi, the lawful currency of the PRC
“HK\$”, “HKD” or “HK dollars”	Hong Kong dollars, the lawful currency of Hong Kong
“US\$” or “USD”	United States dollars, the lawful currency of the United States
“Latest Practicable Date”	March 28, 2025
“Reporting Period”	the period from January 1, 2024 to December 31, 2024

For ease of reference, the names of Chinese laws and regulations, governmental authorities, institutions, natural persons or other entities (including certain of our subsidiaries) have been included in the report in both Chinese and English languages and in the event of any inconsistency, the Chinese versions shall prevail. English translations of company names and other terms from the Chinese language are marked with “*” and are provided for identification purposes only.

IMPORTANT NOTES

- I. The Board of Directors, the Supervisory Committee and all Directors, Supervisors and senior management of the Company warrant the truthfulness, accuracy and completeness of the contents contained in this annual report, and that there are no misstatements, misleading representations or material omissions in the contents contained herein, and severally and jointly bear legal responsibilities thereof.
- II. This report was considered and approved by the Board of Directors of the Company with the attendance of all Directors apart from the Director set as below in person. None of the Directors raised any objection to this report.

Name	Position	Reason of Not Attending in Person	Name of Proxy
Peter Hugh Nolan	Independent Non-executive Director	Other Work Arrangement	Lu Zhengfei

- III. The financial statements for 2024 prepared by our Company according to the IFRS Accounting Standards have been audited by Ernst & Young, which has expressed unqualified opinions on those financial statements.
- IV. The profit distribution plan or the plan for converting reserve into share capital resolved and approved by the Board of Directors during the Reporting Period

The Company will adopt the method of cash dividend payment to its Shareholders for its 2024 annual profit distribution. The total proposed cash dividends are RMB434,453,118.12 (tax-inclusive). On the basis of 4,827,256,868 Shares in issue of the Company as at the Latest Practicable Date, the cash dividends of RMB0.90 (tax-inclusive) per 10 Shares will be distributed. The Company has distributed cash dividends of RMB0.90 (tax-inclusive) per 10 Shares in the interim period of 2024, therefore the total cash dividends of RMB1.80 (tax-inclusive) per 10 Shares will be distributed for the year of 2024. In case of any changes in the total share capital of the Company before the record date to distribute profit, the amount of cash dividend per Share will be adjusted accordingly while the total cash dividends of RMB434,453,118.12 (tax-inclusive) remain unchanged. The 2024 annual profit distribution plan shall be submitted to the Shareholders' General Meeting for consideration and approval.

- V. Statement for the risks involved in the forward-looking statement

The forward-looking statements such as future plans and development strategies contained in this report do not constitute substantive undertakings by our Company to investors who are advised to be cautious about investment risks.

- VI. No appropriation of funds on a non-operating basis by the Company's controlling shareholder or other related parties has occurred.

- VII. The Company did not provide any external guarantee in violation of the decision-making procedures.
- VIII. The business operations of our Company are closely related to the macro economy, monetary policy and market conditions in China and other jurisdictions where our businesses are operated. Any fluctuation in China's and international capital markets will affect the Company's business performance.

The risks faced by our Company mainly include: market risk, credit risk, liquidity risk, operational risk, IT risk, compliance risk, legal risk, money laundering risk and reputational risk, etc.

Our Company will work on its organizational structure, management mechanism, IT system, risk indicator framework, talent cultivation and risks response mechanism, etc., to prevent and manage the above-mentioned risks. For detailed analysis and measures taken by our Company in respect of the risks, please refer to the content in "Management Discussion and Analysis – Risk Management".

- IX. Certain amounts and percentage figures included in this report have been subject to rounding. Any discrepancies in any table or chart between the arithmetic sum shown and the total of the figures listed preceding them are due to rounding. Unless otherwise stated, the amounts in this report are presented in RMB.

MESSAGE FROM OUR CHAIRMAN

DEAR SHAREHOLDERS,

As we reflect on 2024, the People's Republic of China celebrated its 75th anniversary, and the Third Plenary Session of the 20th CPC Central Committee laid out a grand blueprint for further deepening comprehensive reforms and advancing China's modernization. Meanwhile, the accelerated development of a new round of global technological revolution and industrial transformation has not only injected new impetus into the world economy but also reinvigorated global capital markets. Throughout the year, CICC consistently adhered to the guidance of Xi Jinping Thought on Socialism with Chinese Characteristics for a New Era, and thoroughly implemented the guiding principles of the 20th National Congress and subsequent Second and Third Plenary Sessions, as well as the Central Financial Work Conference. CICC earnestly grasped the policy and people-oriented nature of financial work, deepened our commitment to serving national strategies and the real economy, seized opportunities amid challenges, pursued breakthroughs amid transformations, and made solid strides towards building a first-class investment bank. As at the end of 2024, the total assets of CICC amounted to RMB674,716 million; the net assets^(Note) amounted to RMB115,348 million. CICC recorded total revenue and other income of RMB33,172 million and net profit^(Note) of RMB5,694 million, respectively.

As a state-owned financial institution, we conscientiously fulfilled our responsibilities while continuously enhancing the quality and efficiency of serving national strategies. Leveraging our role as an investment and financing hub, we actively contributed to market stability and confidence boost. Throughout the year, we facilitated over RMB12 trillion in direct financing and established a multilevel government guidance fund system comprising one national-level and seven provincial/municipal-level funds, effectively

Note: Net assets refer to total equity attributable to shareholders of the parent company. Net profit refers to profit attributable to shareholders of the parent company.

channeling social capital toward national strategic priorities. In swift response to regulatory requirements, we executed the first swap facility in the market at record speed. **Focusing on the “five priorities” of financial services, we vigorously supported the development of new quality productive forces.** By innovating financial service models, the Company has holistically enhanced support for enterprises that use special and sophisticated technologies to produce novel and unique products, and our Investment Banking Department has set up a service center for such enterprises, serving over 6,100 enterprises throughout the year. Through “investment bank and commercial bank synergy”, we supported over 60 small and medium-sized enterprises (SMEs) in obtaining banking facilities. We launched the CICC Genesis Fund II (中金啟元二期科創母基金) to continuously support the incubation and cultivation of emerging industries and innovative enterprises. Being investor-oriented, we actively responded to the regulatory initiative for the Action Plan of “Improving Quality, Increasing Efficiency and Enhancing Returns”, implemented an interim dividend and distributed a total of RMB1,303 million in investment returns in 2024, while maintaining our A rating in investor education for two consecutive years. In green investment, we newly established funds totaling approximately RMB37 billion, and participated in the first batch of transactions following the relaunch of China’s voluntary greenhouse gas emission reduction trading market. We effectively served to preserve and increase the value of pension funds, and achieved the top-tier rating from the National Council for Social Security Fund for three consecutive years, with the total annuity assets exceeding RMB150 billion. We



actively embraced digital finance. Our “FICC One-Stop Digital Platform” (FICC一站式數字化平台) and “Wealth Management Investment Advisory Platform” (財富投顧平台) received the FinTech Development Award of the People’s Bank of China.

Leveraging our distinctive strengths, we worked to build the “CICC Brand” in integrated financial services. CICC Research functioned as a new-era think tank, consistently leading cutting-edge research, with significant research results such as *Alconomics: A Perspective of Scale* (《AI經濟學》, Chinese version) gaining widespread recognition. We leveraged our strengths in cross-border business to actively support high-level opening-up. We actively conducted roadshows in the United States, Europe and the Middle East to promote the A-share market, facilitating the introduction of high-quality foreign capital in China’s capital market. As the sole Chinese investment bank to serve the Ministry of Finance in issuing overseas sovereign bonds for eight consecutive years, we have also facilitated multiple provincial and municipal governments in offshore sovereign bond offerings. By leveraging a full range of capital tools, we supported distressed enterprises in mitigating debt risks, resolving over RMB1.6 trillion in debt obligations throughout the year.

We remain firmly committed to our client-centric approach, leveraging the strengths of our comprehensive financial products and services to sustain momentum for high-quality development. Facing a complex and volatile external environment, we maintained strategic focus and unwavering confidence to deeply explore integrated financial demands, refine expertise in critical market segments, and seize structural opportunities during market adjustments. Our investment banking business maintained industry leadership in global equity financing for Chinese enterprises and cross-border M&A transactions in China, successfully executing multiple innovative landmark transactions that set market precedents. The equities business improved both client coverage and market share, facilitating cross-border capital flows by attracting over RMB78 billion in foreign capital to increase allocations in Chinese stocks. FICC business precisely captured investment opportunities in the bond market, and established cooperative relationships with several foreign central banks. Our asset management business sustained steady scale expansion with decent returns for investors, while CICC Fund Management maintained rapid growth momentum. The private equity business maintained absolute dominance with fundraising size growing against market downturns, exemplifying “patient capital” through investment in early stage, in small-sized enterprises, for a long term and in key and core technologies to foster new economic growth drivers. Wealth management business continued its robust development trajectory, with advisory-based AUM reaching a record high alongside substantial client base expansion, recording over 1.7 million new account openings.

We adhere to long-term strategies, focusing on CICC’s future development, and are committed to doing the right things in the long term. We firmly believe that internationalization is not only CICC’s defining feature and advantage but also a cornerstone for our future growth. We further enhanced the operational capacity of CICC International to better coordinate our international strategy. Our global network expansion progressed steadily, marked by the official launch of our Vietnam representative office and accelerated preparations for establishing our UAE branch. In 2024, we ranked first by global equity financing of PRC-based companies and global IPO financing of PRC-based companies, and ranked No. 1 among PRC-based securities companies in terms of the underwriting amount of offshore bonds issued by Chinese issuers. The investment banking business of CICC completed nearly 400 overseas and cross-border deals, with a total deal value of over RMB900 billion. Through international forums, cross-border client engagements, support for high-level diplomatic visits, and communication via foreign media outlets, we have persistently conveyed the value of China’s market and contributed to telling China’s stories well. We maintained regional penetration to deepen our roots in the Chinese market. By implementing an effective management mechanism that combined vertical oversight with horizontal coordination, we further activated the initiative of branch offices and regional teams to expand early-stage coverage of corporate clients, and proactively support local economic development. In 2024, we raised over RMB50 billion in new funds in key regions including the Yangtze River Delta, Central China and Western China. We actively embrace technological revolutions, and firmly believe that the convergence of finance and technology enables deeper understanding of client needs. With market-leading foresight, we

have conducted pioneering research in artificial intelligence and related fields, and have built the industry's first large-scale, client-facing service model, offering institutional clients 24/7 dedicated research assistant support, officially inaugurating a new era of AI-driven investment research in the securities industry. Through integrated "investment + investment banking + research" solutions, we actively explore transformation into an industry-focused investment bank so as to better leverage our financial intermediary role and capital amplification effects. Our evolution has spanned from executing individual projects to supporting clients throughout their life-cycle growth, from supporting corporate growth and expansion to enhancing industrial competitiveness, and from delivering comprehensive financial services through internal capabilities to leveraging social resources for regional socio-economic development. This continuous expansion has redefined our capability boundary, service scope, and target client base.

We have consistently adhered to the principle of finance for good, and have steadily expanded innovative practices of "finance + public welfare" across China. We continue to deepen targeted and paired assistance programmes, fully leverage the leadership of dispatched first secretaries to drive progress, and make concentrated efforts to build model villages for industrial revitalization. We have consolidated achievements in poverty alleviation across various sectors such as industry, education, livelihood, and healthcare. Through financial innovation, we deliver sustained services for rural revitalization. Since 2022, we have launched seven "insurance + futures" projects, cumulatively providing effective risk guarantee for over 9,200 rural households. We have consecutively conducted the fourth annual rural revitalization research, dispatching professional researchers to 31 villages in 18 townships, 9 counties, 6 provinces nationwide. With a focus on rural public services, we published a compilation of research reports titled *Listening to the Wind on the Ridge* (《壟上聽風》), and offered proactive policy recommendations for rural governance. We have leveraged the CICC Charity Foundation to continuously implement educational assistance programs over the years, including the "China Reach", "CICC-Joyoung Charity Kitchen", and "Sending Love through Books" (書送愛心), all dedicated to supporting the holistic development of children in rural areas. In 2024, we launched the 780-mu CICC public welfare ecological carbon-neutral forest project, planning to plant 86,000 picea crassifolia trees in upper reaches of the Yangtze River. This initiative aims to further advance the comprehensive public welfare pilot that integrates "green and low carbon, biodiversity conservation, and rural revitalization".

We continuously strengthen our foundation, making prudent operations the cornerstone of high-quality development. We uphold standardized practices by comprehensively enhancing internal management, reinforce long-term mechanisms by optimizing resource allocation, and improve authorization and penetration management to boost quality and efficiency of operations and management. Balancing development and security, we adhere to sound business philosophies, performance orientations, and risk awareness. We continually refine our comprehensive risk management system and implement multiple measures to reinforce compliance and risk control, ensuring stable business operations. We continuously strengthen the building of our talent team, prioritizing the selection and cultivation of outstanding young leaders. Through special initiatives to reinforce ideological and cultural development, we effectively revitalize organizational vitality.

The year 2025 marks both the conclusion of China's "14th Five-Year" Plan and the 30th anniversary of CICC. Three decades of unwavering commitment to original aspirations have demonstrated CICC people's steadfast belief in serving the nation through finance. Three decades of flourishing achievements have borne witness to the unwavering dedication and tireless efforts of CICC people. Looking ahead, as China's economy continues to forge ahead, social innovation momentum springs up across industries, and the capital market demonstrates growing resilience and vitality, we, with the strong support of our shareholders, will move forward with unwavering confidence and determination. On this milestone 30th anniversary, CICC will resolutely march toward our vision of becoming a first-class investment bank.

Chen Liang
Chairman



BUSINESS OVERVIEW



COMPANY PROFILE

I. BASIC CORPORATE INFORMATION

Chinese name	中國國際金融股份有限公司
Abbreviation of Chinese name	中金公司
English name	China International Capital Corporation Limited
Abbreviation of English name	CICC
Legal representative	Chen Liang
Chairman	Chen Liang (performing duties in place of the President)
Authorized representatives	Chen Liang, Zhou Jiaying
Joint company secretaries	Sun Nan, Zhou Jiaying
Registered and office address	27th and 28th Floor, China World Office 2, 1 Jianguomenwai Avenue, Chaoyang District, Beijing, PRC
Historical changes in registered address	On March 16, 2015, registered address of the Company was changed from “27th and 28th Floor, China World Office 2, 1 Jianguomenwai Avenue, Beijing” to “27th and 28th Floor, China World Office 2, 1 Jianguomenwai Avenue, Chaoyang District, Beijing”
Postcode	100004
Place of business in Hong Kong	29/F, One International Finance Centre, 1 Harbour View Street, Central, Hong Kong, China
Company website	www.cicc.com
E-mail	Investorrelations@cicc.com.cn
Contact telephone	(010) 65051166
Registered capital	RMB4,827,256,868
Net capital	RMB49,431,075,052

Business scope and each individual business qualification of the Company

The Company's business scope covers: securities business; foreign exchange business; public securities investment fund sales; intermediary introduction business provided by securities companies to futures companies; custodian business for securities investment funds.

Please refer to Appendix I to this report for the main business qualifications of the Company.

II. CONTACT

Contact	Secretary to the Board: Sun Nan Securities Affairs Representative: Zhou Cen
Address	27th and 28th Floor, China World Office 2, 1 Jianguomenwai Avenue, Chaoyang District, Beijing, PRC
Telephone	(010) 65057590
Facsimile	(010) 65051156
E-mail	Investorrelations@cicc.com.cn

III. INFORMATION DISCLOSURE AND PLACE AVAILABLE FOR INSPECTION

Names and websites of the medium where the annual report is disclosed	China Securities Journal (www.cs.com.cn) Shanghai Securities News (www.cnstock.com) Securities Times (www.stcn.com) Securities Daily (www.zqrb.cn)
The stock exchange websites where the annual report is disclosed	Website of the SSE: www.sse.com.cn The HKEXnews website of HKEX: www.hkexnews.hk
Place available for inspection of the annual report	27th and 28th Floor, China World Office 2, 1 Jianguomenwai Avenue, Chaoyang District, Beijing, PRC 29th Floor, One International Finance Centre, 1 Harbour View Street, Central, Hong Kong

IV. OVERVIEW OF COMPANY STOCK

Class of shares	Stock exchange of listing	Stock abbreviation	Stock code
A Shares	SSE	CICC	601995
H Shares	HKEX	CICC	03908

V. OTHER INFORMATION OF THE COMPANY

(i) History of the Company

Our Company was established on July 31, 1995, with the name of China International Capital Corporation Limited (中國國際金融有限公司) in the PRC as approved by the People's Bank of China with a registered capital of US\$100 million. The promoters of our Company were the former People's Construction Bank of China (中國人民建設銀行), Morgan Stanley & Co. Incorporated (摩根士丹利國際公司), I&G (then known as China National Investment & Guaranty Corporation (中國經濟技術投資擔保公司)), GIC Private Limited (新加坡政府投資有限公司, then known as Government of Singapore Investment Corporation Pte. Ltd. (新加坡政府投資公司)) and Mingly Corporation (名力集團控股有限公司, then known as The Mingly Corporation Limited (名力集團)).

On June 1, 2015, our Company was converted into a joint-stock company with limited liability with the name of China International Capital Corporation Limited (中國國際金融股份有限公司). Upon the conversion, our Company had a total share capital of RMB1,667,473,000, comprising 1,667,473,000 Shares with a nominal value of RMB1.00 each.

Our Company was successfully listed on the Hong Kong Stock Exchange on November 9, 2015, and initially issued 555,824,000 H Shares, and further issued 83,372,000 H Shares upon the exercise of over-allotment option. After the completion of the global offering and the exercise of the over-allotment option, the total number of issued Shares of our Company increased from 1,667,473,000 Shares to 2,306,669,000 Shares.

On November 4, 2016, our Company and Huijin entered into the Equity Transfer Agreement, pursuant to which, our Company has agreed to acquire, and Huijin has agreed to sell, 100% of the equity interest of Former CISC (now renamed as CICC Wealth Management Securities). CICC Wealth Management Securities is a fully-licensed securities firm in the PRC with an extensive and well-established branch network, a large customer base, and an integrated business platform. Our Company became the sole shareholder of Former CISC (now renamed CICC Wealth Management Securities) on March 21, 2017. 1,678,461,809 domestic shares had been issued as fully paid to Huijin as consideration for the Acquisition on April 12, 2017. Upon completion of the Acquisition, Huijin directly held 58.58% equity interest in our Company, and that the registered capital of our Company increased from RMB2,306,669,000 to RMB3,985,130,809.

On March 23, 2018, the Company completed the issuance of 207,537,059 new H Shares to Tencent Mobility Limited. Accordingly, the number of the Company's issued H Shares and the total issued Shares increased to 1,727,714,428 H Shares and 4,192,667,868 Shares, respectively.

On October 24, 2019, the Company successfully allotted an aggregate of 176,000,000 new H Shares to no fewer than six professional, institutional and/or individual investors, which are not connected parties or connected persons of the Company. Accordingly, the total issued H Shares and the total issued Shares of the Company increased to 1,903,714,428 H Shares and 4,368,667,868 Shares, respectively.

On November 2, 2020, our Company was successfully listed on the Shanghai Stock Exchange and issued 458,589,000 A Shares in the initial public offering and a total of 2,464,953,440 domestic shares held by the original domestic shareholders of the Company were converted into 2,464,953,440 A Shares. Upon completion of the A Share Offering and Listing, the total number of issued Shares of our Company increased to 4,827,256,868 Shares, including 1,903,714,428 H Shares and 2,923,542,440 A Shares.

In 2021, the Company completed the integration of 20 domestic business offices engaged in wealth management business with CICC Wealth Management, further realizing the business integration of both parties. After the integration, the Company, as the parent company, conducted investment banking business, equities business, FICC business, asset management business and private equity business; CICC Wealth Management, as a wholly-owned subsidiary, conducted wealth management business.

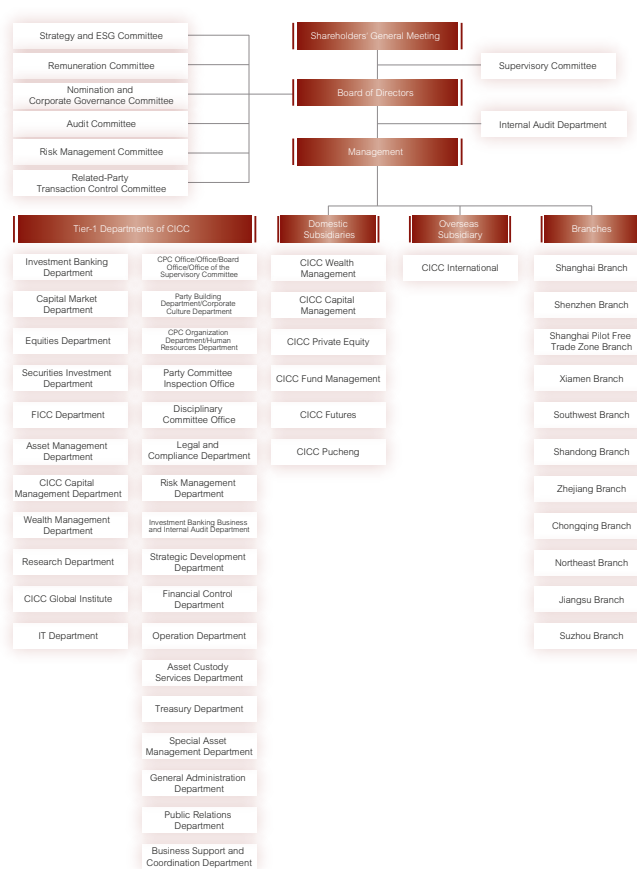
In June 2022, in line with the Company's internationalization strategy, China International Capital Corporation (Hong Kong) Limited changed its name to China International Capital Corporation (International) Limited.

The Headquarters of our Group is in Beijing and as of December 31, 2024, our Group has a number of subsidiaries in the PRC, including CICC Wealth Management Securities, CICC Capital Management, CICC Fund Management, CICC Pucheng, CICC Futures and CICC Private Equity. Moreover, our Group has established branch companies in Shanghai, Shenzhen, Xiamen, Chengdu, Hangzhou, Jinan, Chongqing, Shenyang, Nanjing and Suzhou. The Group and its subsidiaries have over 200 securities business offices located in 28 provinces, autonomous regions and municipalities of the PRC. As the scope of business continues to expand, our Group has also actively ventured into overseas markets. We have further strengthened our international presence by establishing subsidiaries or branches in various countries or regions, including Hong Kong of the PRC, New York, London, Singapore, Frankfurt, Tokyo, Vietnam and Dubai.

In recent years, our Group has been committed to enhancing our core competitiveness by speeding up efforts to invest in innovative business and developing offshore business to build a balanced business structure. Our Group strives to become a world-renowned financial institution featuring our balanced structure and full services.

(ii) Organizational Structure of the Company

Pursuant to the *Company Law*, the *Securities Law*, the *Guidance for the Internal Control of Securities Companies* (《證券公司內部控制指引》), relevant rules and regulations of CSRC, the *Listing Rules* and the *Articles of Association*, the Company regulates its operation and continuously improves the operation mechanism and system construction of the Shareholders' General Meeting, the Board of Directors, the Supervisory Committee and the management of the Company, and has established a standardized and scientific corporate governance structure and an organizational structure to meet its development needs. The organizational chart of the Company is as follows:



Notes:

1. The Internal Audit Department is independent of the business departments of our Company and will report directly to the Audit Committee under the Board.
2. The Risk Management Department and the Legal and Compliance Department will report to the Management Committee in their daily work, and will report to the Risk Management Committee under the Board.
3. In this organizational chart, the subsidiaries presented under domestic subsidiaries and the overseas subsidiary are controlled and consolidated subsidiaries that belong to the second-tier structure in the organizational structure, excluding joint ventures and associates.

(iii) Basic Information of Branches

1. Basic information of securities business offices

As of the end of the Reporting Period, the Group has a total of 216 securities business offices (including 215 securities business offices of CICC Wealth Management Securities), and the distribution is as follows:

Location	Number of Securities Business Offices		Location	Number of Securities Business Offices	
	Location	Business Offices		Location	Business Offices
Guangdong	42	Jiangsu	27	Sichuan	20
Beijing	15	Zhejiang	14	Shandong	11
Hubei	10	Shanghai	10	Anhui	8
Liaoning	7	Tianjin	7	Fujian	6
Henan	6	Hunan	5	Heilongjiang	4
Shaanxi	4	Hebei	4	Chongqing	3
Shanxi	2	Inner Mongolia	2	Gansu	2
Qinghai	1	Jilin	1	Jiangxi	1
Ningxia	1	Guangxi	1	Xizang	1
Xinjiang	1				

Please refer to Appendix II to this report for the changes of the Group's securities business offices during the Reporting Period.

2. Basic information of branches

As of the end of the Reporting Period, the Company owns 11 branches, and the basic information is as follows:

No.	Name	Address	Time of establishment	Person-in-charge	Contact number
1	CICC Shanghai Branch	Units M02B, 2601, 2604A, 2604B-2607 and 2608B; 27/F; 28/F; Units 2905-2907 and 2908B; 32/F; 33/F, No. 1233 Lujiazui Ring Road, China (Shanghai) Pilot Free Trade Zone	2000/12/14	Zhang Yiming	(021) 58796226
2	CICC Shenzhen Branch	72/F; Unit 01A, 73/F and Unit 0203, 74/F, Ping An Finance Center, No. 5033 Yitian Road, Fu'an Community, Futian Street, Futian District, Shenzhen	2011/7/5	Pan Zhibing	(0755) 83195000
3	CICC SFTZ Branch	Unit 2908A, 29/F, No. 1233 Lujiazui Ring Road, China (Shanghai) Pilot Free Trade Zone	2014/7/21	Cao Yu	(021) 58796226
4	CICC Xiamen Branch	Rooms 0401-0403, Office Building, Paragon Center, No. 1 Lianyue Road, Siming District, Xiamen	2018/9/17	Chen Kang	(010) 89620720
5	CICC Southwest Branch	Rooms 3603 and 3604, 36/F, Building 3, No. 1199, North Section of Tianfu Avenue, Chengdu High-tech Zone, China (Sichuan) Pilot Free Trade Zone	2018/10/10	Du Yingxia	(010) 89620714
6	CICC Shandong Branch	Room 2904, 29/F, Block A, Gold Times Square, No. 9999 Jingshi Road, Longdong Street, Lixia District, Jinan, Shandong	2019/4/16	Guo Yun	(010) 65051166
7	CICC Zhejiang Branch	Room 1114, 11/F, Zhongtian Qiantang Ginza, Shangcheng District, Hangzhou, Zhejiang	2019/5/24	Wang Jing	(021) 20701789
8	CICC Chongqing Branch	Units 6#, 7#, 8# and 9-1#, 10/F, Building 1 (Star Fest Fortune), No. 8 Fortune East Road, Liangjiang New District, Chongqing	2021/8/18	Wang Yan	(023) 88611688

No.	Name	Address	Time of establishment	Person-in-charge	Contact number
9	CICC Northeast Branch	Unit 03, 15/F, CR Building, No. 286 Qingnian Avenue, Heping District, Shenyang, Liaoning	2021/9/15	Wang Zilong	(010) 65051166
10	CICC Jiangsu Branch	Unit 301, 3/F, Building 4, No. 5 Wangjiang Road, Nanjing Area, China (Jiangsu) Pilot Free Trade Zone	2021/12/28	Chen Ye	(010) 65051166
11	CICC Suzhou Branch	Room 06, 22/F, Block D, Suzhou Central Office Building, Block 1, Suzhou Central Plaza, Suzhou Industrial Park, Suzhou Area, China (Jiangsu) Pilot Free Trade Zone	2022/4/20	Huang Jiening	(010) 65051166

Please refer to Appendix II to this report for the changes of the Company's branches during the Reporting Period.

3. Basic information on major subsidiaries

As of the end of the Reporting Period, the Company directly controlled one overseas subsidiary (i.e. CICC International) and 6 domestic subsidiaries (i.e. CICC Wealth Management Securities, CICC Capital Management, CICC Fund Management, CICC Pucheng, CICC Futures and CICC Private Equity). Please refer to "Management Discussion and Analysis – Analysis on Investment and Financing Activities – Major controlled and participating companies and structured entities" in this report for details.

VI. OTHER RELEVANT INFORMATION

(i) Accounting firms

Domestic accounting firm
appointed by the Company

Name	Ernst & Young Hua Ming LLP
Office address	Rooms 01-12, 17/F, Ernst & Young Tower, Oriental Plaza, No. 1 East Chang'an Avenue, Dongcheng District, Beijing

Name of signing accountants	Zhu Baoqin and Sun Lingling
-----------------------------	-----------------------------

Overseas accounting firm
appointed by the Company

Name	Ernst & Young
------	---------------

Office address	27/F, One Taikoo Place, 979 King's Road, Quarry Bay, Hong Kong
----------------	---

Name of signing accountant	Leung Shing Kit
----------------------------	-----------------

(ii) Legal Advisors

Domestic legal advisor
appointed by the Company

Name	King & Wood Mallesons
------	-----------------------

Office address	18th Floor, East Tower, World Financial Center, 1 Dongsanhuan Zhonglu, Chaoyang District, Beijing
----------------	---

Overseas legal advisor
appointed by the Company

Name	Clifford Chance
------	-----------------

Office address	27/F, Jardine House, One Connaught Place, Central, Hong Kong
----------------	---

Major Honors Awarded in 2024

Since its incorporation in 1995, CICC has won honors and awards in events organized by domestic and foreign media and organizations: such as Best Investment Bank in China, Best Sales Service Team and Most Influential Research Institution by leveraging its profound and professional knowledge in economies, industries, laws and regulations, and quality customer services. Below is a list of awards that we obtained in 2024:



Awards Sponsor: Bond Connect

- Bond Connect Awards 2024
 - Northbound Top Market Maker
- Northbound Outstanding Investor (Investment Bank)
 - China International Capital Corporation (International) Limited
 - Primary Market Pioneer (Underwriter)
 - China International Capital Corporation Hong Kong Securities Limited

Awards Sponsor: FinanceAsia

- FinanceAsia Awards 2024
 - China (Domestic)
 - Best Investment Bank
 - Best ECM House
 - Best Broker
 - Hong Kong, China (Chinese Institutions)
 - Best ECM House
 - Best DCM House

Awards Sponsor: Euromoney

- Awards for Excellence 2024
 - Best Investment Bank in China
- Securities Houses Awards 2024
 - Best Securities House in China
 - Best for Fixed Income in Hong Kong
- Greater Bay Area Awards 2024
 - Best Securities House in the Greater Bay Area
- China Wealth Management Awards 2024
 - China's Best Securities House in Wealth Management
- Private Banking Awards 2024
 - Hong Kong's Best Chinese Offshore Wealth Manager

Awards Sponsor: Forbes

- China Family Office Awards 2024
 - Top 10 Best Innovative Services for Securities Firms
 - CICC Wealth Management
 - Top 30 Best China Family Office
 - CICC Global Family Office

Awards Sponsor: Global Finance

- Stars of China Awards 2024
 - Best Bank for Green Bonds

Awards Sponsor: Global FOF Association

- The World's Best FOF Investment Institutions in 2023
 - Best Performing FOFs in the World
 - CICC Capital Management (Rank 3)

Awards Sponsor:
Harvard Business Review

Ram Charan Management Practice Award 2024
– Best Enterprise for ESG Practice

Awards Sponsor: HKEX

HKEX Awards 2023
– Top Market Maker of RMB Counter Awards
China International Capital Corporation
Hong Kong Securities Limited

Awards Sponsor: HKQAA

Hong Kong Green and Sustainable Finance Awards 2024
– Outstanding Award for Green and Sustainable Bond Lead
Manager (Local Government Financing Projects) Visionary
Green, Social and Sustainability Bond Framework
China International Capital Corporation
Hong Kong Securities Limited

Awards Sponsor:
HK Takung Wenwei

Guangdong-Hong Kong-Macao Greater
Bay Area Awards 2024
– Best Cross-Border Wealth Management Institution for
Guangdong-Hong Kong-Macao Greater Bay Area
China International Capital Corporation
Hong Kong Securities Limited

Awards Sponsor:
Hong Kong Business

Technology Excellence Awards 2024
– Fintech Investment Banking

Awards Sponsor: HR Asia

Best Companies to Work for in Asia 2024 (China Region)

Awards Sponsor: IFR Asia

IFR Asia Awards 2023
– Best China Equity House

Awards Sponsor:
Institutional Investor

2024 Asia Executive Team
– Chinese Mainland Banks and Non-Bank Finance Sector
Best IR Program (Buyside Rank 3)

Awards Sponsor:
International Financial Forum

Belt and Road International Cooperation Award 2024

Awards Sponsor: The Asset

Country Awards for Sustainable Finance 2024
– Best Corporate and Institutional Adviser in China
– Best Equity Adviser in China
– Best M&A Adviser in China
– Best Brokerage in China

Awards Sponsor:
21st Century Business Herald

The 9th “Golden Sail” Case Awards of Capital Market
– Best Securities Company of the Year
Best Investment Advisor Awards 2024
– Best Fund Investment Advisor
CICC Wealth Management

**Awards Sponsor:
Beijing Business Today**

- Top Brands of Beijing Financial Industry Awards 2024
- Top 10 Brands in Beijing Financial Industry of the Year

Awards Sponsor: Caijing

- Evergreen Awards 2024
- Best for Sustainable Development and Inclusive Finance

Awards Sponsor: CLS.cn

- ESG Finance Awards 2024
- Best ESG Finance of the Year
- Wealth Management Awards 2024
- Best Wealth Management Institution
- CICC Wealth Management
- Best Wealth Management Brand
- CICC Wealth Management
- Best Digital Wealth Management
- CICC Wealth Management
- Best Fund Investment Advisor
- CICC Wealth Management

**Awards Sponsor:
Guangzhou Futures Exchange**

- Outstanding Member and Market Maker Awards 2023
- Best Option Market Maker for Industrial Silicon
- Best Option Market Maker for Lithium Carbonate

**Awards Sponsor:
International Financial News**

- Green Development Cases Awards 2024
- Best Cases for Green Finance

Awards Sponsor: China Times

- High-quality Economic Development Award 2024
- Best Cases of Financial Empowerment of New Quality Productive Forces
- Charity Award 2024
- Top 10 Charity Foundations of the Year
- CICC Charity Foundation

Awards Sponsor: Jiemian

- Best ESG Awards 2024
- Best Enterprise for ESG Practice
- Best Financial Enterprise Awards 2024
- Best Securities Company of the Year

**Awards Sponsor:
The Economic Observer**

- Best Financial Enterprise Awards 2024
- Best Social Responsibility Institution

**Awards Sponsor:
National Business Daily**

- China Securities Business Awards 2024
- Best ESG Securities Companies
- Top 30 Brand Value of Listed Chinese Securities Companies
- Best Securities Companies for Institutional Services
- Best Securities Companies for Asset Management
- Best Wealth Management Brand
- CICC Wealth Management
- Best Retail Reputation Brokerage
- CICC Wealth Management

Awards Sponsor: China FOF

- China FOF Awards 2024 Special List
 - Best Risk Control National-level FOFs
CICC Capital Management (Rank 1)
 - Best Exit National-level FOFs
CICC Capital Management (Rank 1)
 - Best Return Private Equity Fund
CICC Capital Management (Rank 1)
- Best Return State-owned Direct Investment Institutions
CICC Capital Management (Rank 2)

Awards Sponsor: Southern Metropolis Daily

- China Financial Annual Conference Award 2024
 - Best Cross Border Financial Institution of the Year
- Sustainable Innovation Pioneer Award 2024
 - Best Green Finance Enterprise

Awards Sponsor: Zero2IPO Group

- Zero2IPO China VC/PE Fund Limited
Partners Ranking 2024
 - Top 50 China VC/PE Institutional Limited Partners of
the Year
CICC Capital Management (Rank 2)

Awards Sponsor: People.cn

- Corporate Social Responsibility Practice Cases
Awards 2024
 - Best Rural Revitalization Case of the Year

Awards Sponsor: Chinese Venture

- China Limited Partner Awards 2023-2024
 - Best Marketized FOFs in China
CICC Capital Management
 - Most LP-Focused PE Firms in China
CICC Capital Management
 - Best FOFs of Investment Bank in China
CICC Capital Management
- China Industrial Investment Awards 2023-2024
 - Best Institutions on Digital Economy Investment in China
CICC Capital Management
 - Best Institutions on Intelligent Connected Vehicle
Investment in China
CICC Capital Management
 - Best Institutions on Renewable Energy Investment
in China
CICC Capital Management
 - Best Institutions on Healthcare Investment in China
CICC Capital Management
 - Best Institutions on Financial Technology Investment
in China
CICC Capital Management
- Chinese Equity Investment Awards 2023
 - Top 10 Best PE Institutions in China
CICC Capital Management (Rank 1)
- Best Post-investment Management PE Institutions in China
CICC Capital Management
 - Most Active Investment Institutions in China
CICC Capital Management
 - Best Return PE Firms in China
CICC Capital Management
- Best Equity Investment Institutions of
Investment Bank in China
CICC Capital Management
- Best State-owned Investment Institutions in China
CICC Capital Management

Awards Sponsor:
Shenzhen Economic Daily

- Shenzhen Financial Business Awards 2024
– Most Influential Securities Company of the Year

Awards Sponsor:
Shenzhen Stock Exchange

- Excellent Bond Market Participating Institutions Awards 2023
- Excellent Interest Rate Bond Underwriting Institutions (Securities Houses)
 - Excellent Corporate Bond Underwriters
 - Excellent REITs Intermediaries
 - Excellent Intermediaries for Fixed Income Innovative Products
 - Excellent Bond Investment Trading Institutions (Asset Management of Securities Houses)

Awards Sponsor:
The Time Weekly

- Golden Antelope Awards 2024
- Best Enterprises for Green Finance
- The 9th Golden Tangerine Awards of Time Finance
- Best Enterprises for Green Finance

Awards Sponsor: CVINFO

- CV State-owned Capital Awards 2024
- Top 10 Best State-owned Investment Institutions
CICC Capital Management
- CV Limited Partner Awards 2024
- Top 30 Best PE Limited Partners in China
CICC Capital Management
 - Top 20 Best FOFs in China
CICC Capital Management
 - Top 30 Most LP-Focused PE Firms
CICC Capital Management (Rank 1)
- CV Awards 2023
- Best PE Institutions in China
CICC Capital Management (Rank 3)
 - Top 50 Best Domestic PE Institutions
CICC Capital Management (Rank 2)
 - Top 10 Best Return PE Institutions in China
CICC Capital Management
 - Top 10 Best Equity Investment Institutions of Investment Bank in China
CICC Capital Management (Rank 1)
 - Top 30 Best Institutions on New Consumer Investment
CICC Capital Management
 - Top 30 Best Institutions on Carbon Neutral Investment
CICC Capital Management

Awards Sponsor: New Fortune

- Best Investment Bank in China Awards 2024
- Best Investment Bank for ESG
 - Best Investment Bank for M&A
 - Best Investment Bank for Overseas Market

Awards Sponsor: Xinhua Finance

- Financial “Revitalization of Liaoning” Award 2023
- Best Financial Case of Serving the Real Economy
- Fund Investment Advisory Award 2024
- Best Fund Investment Advisor for Investment Research
 - CICC Wealth Management

Awards Sponsor: CNR.cn

- Corporate Social Responsibility Cases Awards 2024
- Best ESG Pioneer Cases

Awards Sponsor: Securities Times

- Best Institutions of Securities Industry in China Awards 2024
- Best Full-Service Investment Bank
 - Best Financial Advisor
 - Best Investment Bank for North & Northeast China
 - Best Broker for Institutional Investor
 - Best Full-Service Asset Management Institution
 - Best Asset Management Brand
 - CICC Asset Management
 - Best Equity Asset Management Plan
 - Best Fixed Income + Asset Management Plan
 - Best Quantitative Asset Management Plan
 - Best Full-Service Wealth Broker
 - CICC Wealth Management
 - Best Investor Education Institution
 - CICC Wealth Management
 - Best Digital Transformation Institutions
 - Best Digital Innovation Service Practice

Awards Sponsor: Capital Week

- Listed Company Crystal Ball Awards 2024
- Best Listed Companies for ESG Management

Awards Sponsor: China Economic Information Service

- Xinhua Credit Jinlan ESG Cases Awards 2024
- Best Green Finance Cases
- Xinhua Credit Mingzhu Climate Change Projects Awards 2024
- Best Climate Finance Projects

Awards Sponsor: China Fund News

- Best China Listed Company Awards 2024
 - Best Hong Kong Listed Companies for ESG
- Best China Securities Companies Awards 2024
 - Best Asset Management Institution
 - Best Wealth Management Institution
- CICC Wealth Management
- Best Securities Companies for Financial Technology
- CICC Wealth Management
- Best Investment Advisor Institution
- CICC Wealth Management

**Awards Sponsor:
The People’s Bank of China**

- FinTech Development Awards 2023
 - Second Prize of FinTech Development

**Awards Sponsor:
China Association
for Public Companies**

- Sustainable Development Cases of Listed Companies Awards 2024
 - Outstanding Sustainable Development Cases of Listed Companies

**Awards Sponsor:
China Foreign
Exchange Trade System**

- Annual Evaluation of High-quality Development for Interbank Local Currency Market Participants 2023
 - Innovative Business Institution in the Interbank Local Currency Market
 - Market Influencer of the Year in the Interbank Local Currency Market

Awards Sponsor: Finance China

- ESG Practice of Chinese Enterprises Awards 2024
 - Best ESG Enterprise of the Year

**Awards Sponsor:
China Securities Journal**

- Best Securities Company Awards 2024
 - Top Ten Best Securities Companies
 - Best Investment Banking Team
- Best Asset Management Plan Awards 2024
 - Best Asset Management Plan Manager of the Year
 - Best 5-Year Long-only Equity Collective Asset Management Plan
 - Best 3-Year Long-only Equity Collective Asset Management Plan
 - Best 3-Year Hybrid Bond (Type 2) Collective Asset Management Plan
- The 8th Equity Investment Awards
 - Best PE Institution
- CICC Capital Management
- The 2nd Fund Investment Advisor Awards
 - Best Fund Investment Advisor for Intelligent Technology
- CICC Wealth Management
- ETF 20th Anniversary Awards
 - Excellent Liquidity Service Institution for ETF

**Awards Sponsor: China Central
Depository & Clearing Co., Ltd.**

- 2023 Business Development Annual Evaluation of CCDC Members
 - Outstanding Contribution Institutions for International Business

Note: As of the Latest Practicable Date

SUMMARY OF ACCOUNTING DATA AND FINANCIAL INDICATORS

I. MAJOR ACCOUNTING DATA AND FINANCIAL INDICATORS

Unit: RMB in million

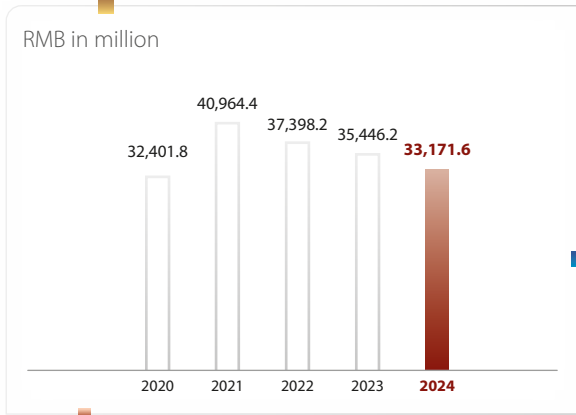
Items	2024	2023	Change year-on-year	2022	2021	2020
Operating results						
Total revenue and other income	33,171.6	35,446.2	(6.4%)	37,398.2	40,964.4	32,401.8
Total expenses	26,354.6	28,657.8	(8.0%)	28,338.7	28,133.9	23,656.4
Profit before income tax	6,804.9	6,823.0	(0.3%)	9,056.0	12,978.1	8,712.7
Profit attributable to shareholders of the parent company	5,694.3	6,156.1	(7.5%)	7,597.5	10,777.7	7,207.5
Net cash generated from/(used in) operating activities	24,240.1	(2,422.3)	N/A	57,960.9	1,867.4	(33,738.7)
Basic earnings per share (RMB/share)	1.035	1.138	(9.1%)	1.459	2.159	1.598
Weighted average return on net assets	5.5%	6.4%	Decreased by 0.9 percentage point	8.9%	14.6%	13.5%

Items	December 31, 2024	December 31, 2023	Change year-on-year	December 31, 2022	December 31, 2021	December 31, 2020
Financial position						
Total assets	674,715.8	624,306.6	8.1%	648,764.0	649,795.5	521,620.5
Total liabilities	559,094.2	519,409.2	7.6%	549,289.3	565,064.7	449,805.4
Total equity attributable to shareholders of the parent company	115,347.6	104,603.3	10.3%	99,188.1	84,422.1	71,634.9
Accounts payable to brokerage clients and to underwriting clients	100,668.4	82,311.0	22.3%	92,100.0	100,749.5	70,655.2
Total share capital (in million shares)	4,827.3	4,827.3	–	4,827.3	4,827.3	4,827.3
Net assets per share attributable to shareholders of the parent company (RMB/share) ⁽¹⁾	19.2	18.3	4.8%	17.2	15.7	13.8
Gearing ratio ⁽²⁾	79.9%	80.6%	Decreased by 0.8 percentage point	82.1%	84.6%	84.1%

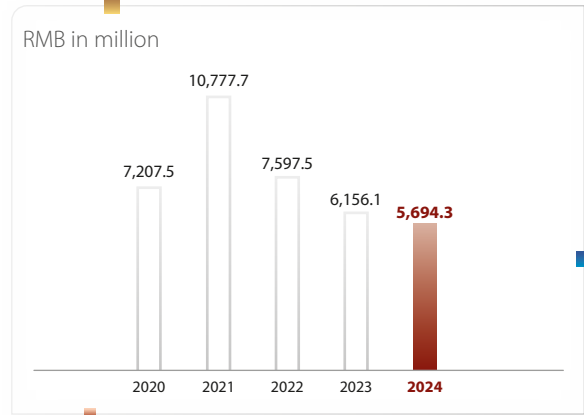
(1) Net assets per share attributable to shareholders of the parent company is calculated based on total equity attributable to shareholders of the parent company less other equity instruments.

(2) Gearing ratio = (total liabilities – accounts payable to brokerage clients and to underwriting clients)/(total assets – accounts payable to brokerage clients and to underwriting clients).

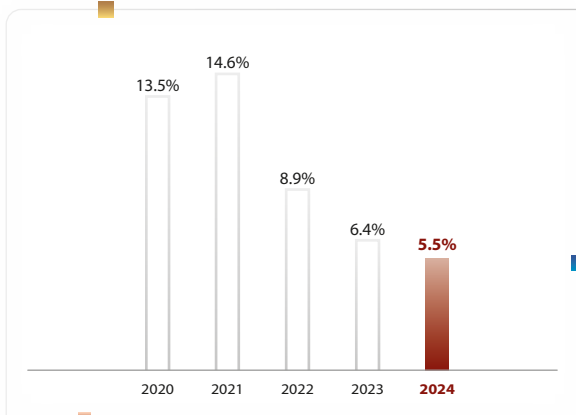
Total revenue and other income



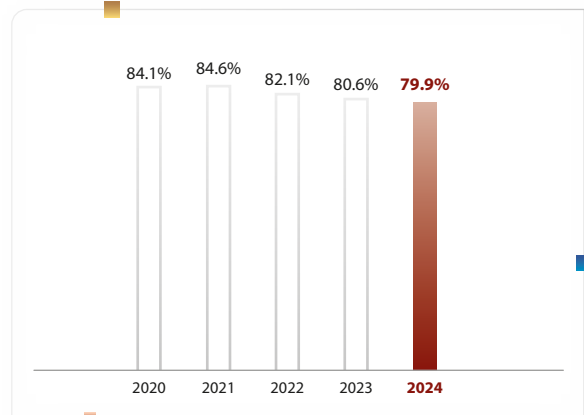
Profit attributable to shareholders of the parent company



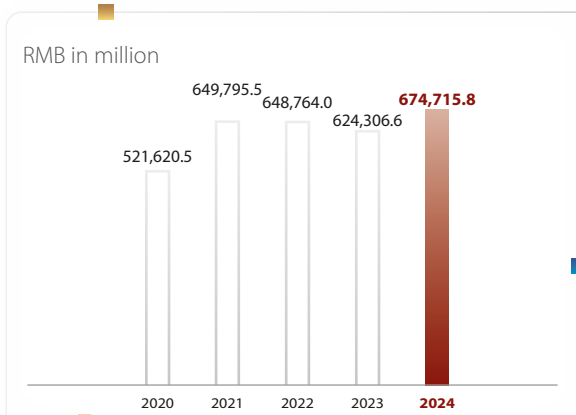
Weighted average return on net assets



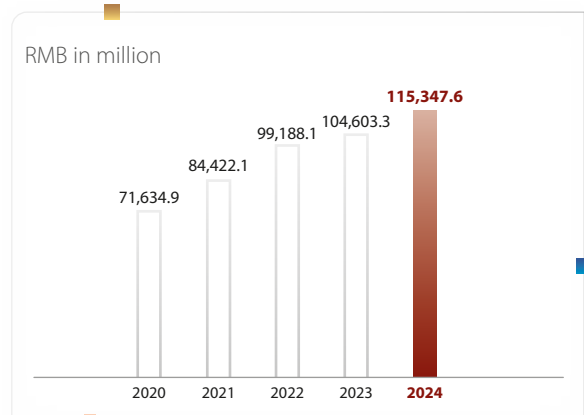
Gearing ratio



Total assets



Total equity attributable to shareholders of the parent company



II. DIFFERENCES OF ACCOUNTING DATA UNDER DOMESTIC AND FOREIGN ACCOUNTING STANDARDS

In terms of our Group's consolidated profits for 2024 and 2023 and the consolidated net assets as of December 31, 2024 and December 31, 2023, there's no difference between the numbers presented in the consolidated financial statements prepared in accordance with IFRS Accounting Standards and those presented in the consolidated financial statements prepared in accordance with CASs.

III. NET CAPITAL AND RELEVANT RISK CONTROL INDICATORS OF THE PARENT COMPANY

As of December 31, 2024, the net capital of the parent company amounted to RMB49,431.1 million, representing an increase of 12.0% as compared with RMB44,125.9 million as of December 31, 2023. In 2024, our parent company's net capital and other risk control indicators all met regulatory requirements.

Unit: RMB in million

Items	December 31, 2024	December 31, 2023
Core net capital	32,954.1	29,417.3
Supplementary net capital	16,477.0	14,708.6
Net capital	49,431.1	44,125.9
Net assets	87,481.2	78,137.3
Total risk capital reserves	26,217.6	22,943.6
Total on-and-off-balance-sheet assets	256,362.1	257,117.9
Risk coverage ratio	188.5%	192.3%
Capital leverage ratio	12.9%	11.4%
Liquidity coverage ratio	224.0%	201.1%
Net stable funding ratio	137.2%	132.4%
Net capital/net assets	56.5%	56.5%
Net capital/liabilities	20.9%	18.8%
Net assets/liabilities	37.0%	33.3%
Equity securities and related derivatives held/net capital	49.7%	62.0%
Non-equity securities and related derivatives held/net capital	333.3%	348.5%

I. CORPORATE STRATEGIES AND OPERATIONS

(I) Market Environment

China achieved its economic growth target for 2024. The Chinese economy faced many challenges in 2024, including increased external uncertainties, insufficient domestic demand, and operational difficulties in some enterprises. The Chinese government introduced a package of additional policies in a timely manner, which effectively bolstered social confidence and led to a notable economic recovery, helping the country successfully accomplish its major goals and tasks for economic and social development. The consumer goods trade-in program and the package of additional policies unleashed the potential of consumption, providing effective support for the steady growth of the national economy. China issued policies to implement major national strategies, build capabilities to ensure security in key areas, and upgrade equipment on a large scale. As effects of these policies emerged, effective investment expanded steadily and investment structure further improved, giving a solid boost to the high-quality development of the economy. Meanwhile, China's high-level opening-up progressed substantially, and policies to stabilize imports, exports and foreign investment in China continued to take effect. As a result, the country's imports and exports showed a good momentum with improving quality and stable quantity. In 2024, China's gross domestic product (GDP) exceeded RMB130 trillion for the first time and reached RMB134.9084 trillion, growing 5.0% year-on-year at constant prices.

Technological innovation drove steady development of new quality productive forces. Technological innovation underlies the strong development of new growth drivers for the economy. Investment related to new quality productive forces remained resilient and grew much faster than average. In 2024, China's investment in high-tech manufacturing industries and high-tech service sectors grew 7.0% and 10.2% year-on-year, which outpaced the growth rate of overall fixed asset investment by 3.8 and 7.0 percentage points, respectively. As large-scale equipment upgrading progressed in an orderly manner, investment in equipment and tool purchases grew 15.7% year-on-year, exceeding the growth rate of overall fixed asset investment by 12.5 percentage points. China fostered the growth of typical emerging industries. For instance, the value added in smart consumer device manufacturing industries grew 10.9% year-on-year in 2024. Among these industries, the intelligent in-vehicle equipment manufacturing industry and the intelligent unmanned aerial vehicle manufacturing industry recorded 25.1% and 53.5% year-on-year value added growth, respectively.

China's capital market fell and then rebounded in 2024. Under macroeconomic headwinds in 2024, the stock market did not perform well until late September, when the central government issued a package of additional policies to boost the economy. As these policies led to a clear recovery in market confidence, China's stock market rallied significantly, and the A-share market outperformed most equity markets around the globe on a full year basis in 2024. Against such a backdrop, China's capital market reforms progressed in an orderly manner. In the first half of 2024, the State Council issued the third document containing nine guidelines for the capital market (「國九條」), which calls for the establishment of an overall framework within the next five years for the high-quality development of the capital market. The document provides important guidance for medium- and long-term reforms, e.g., imposing strict regulation on securities issuance and listing, enhancing regulation to enforce delisting rules more strictly, and improving the value of listed companies. In the second half of 2024, the People's Bank of China created, for the first time, structural monetary policy tools to support the capital market, including the Securities, Funds and Insurance companies Swap Facility (SFISF) and a relending facility for share buybacks and shareholding increases. These tools played important roles in maintaining the stability of the capital market. Other important capital market reforms in 2024 include multiple measures to support M&A and restructuring announced by the CSRC, and guidance on strengthening central SOEs' market value management issued by the State-owned Assets Supervision and Administration Commission (SASAC).

Capital market activity rose markedly in 2024. The average daily turnover of the A-share market in 2024 reached RMB1.06 trillion, a record high. On the one hand, the size of institutional investors continued to grow. A total of 1,165.1 billion mutual fund units were issued in 2024, and the net asset value of mutual funds exceeded RMB30 trillion. In particular, the size of equity exchange-traded funds (ETFs) exceeded RMB2.8 trillion, nearly twice as much as the figure at the end of 2023. The balance of insurance companies' equity and securities investments hit a new record high. On the other hand, individual investors also became much more active. The number of new personal stock investment accounts increased substantially year-on-year. The balance of margin financing exceeded RMB1.8 trillion, the highest since 2016. The valuation of the Chinese market remains attractive compared with global peers. Going forward, we believe opportunities still abound in China's capital market thanks to the issuance and implementation of pro-growth policies and the progress of medium- and long-term reforms.

Financial support for the real economy further strengthened. The PBoC implemented in 2024 a moderately loose monetary policy so as to ensure an appropriate monetary and financial environment for stable economic growth. From an aggregate perspective, money and credit maintained stable growth, and liquidity remained reasonably ample. In 2024, the PBoC lowered the reserve requirement ratio twice by a total of 1 percentage point and cut the policy interest rate twice by a total of 0.3 percentage points. From a structural perspective, the PBoC continued to provide more support for key areas. The Central Bank launched a RMB500 billion relending facility to support technological innovation and transformation, and a RMB300 billion relending facility for government-subsidized low-income housing. The Central Bank also created two supportive tools for the capital market: a relending facility to support share buybacks and shareholding increases and the Securities, Funds and Insurance Companies Swap Facility. In terms of monetary policy transmission, the PBoC removed bottlenecks in transmission channels of policy interest rates through the rectification of supplementary interest payments by banks in violation of rules on deposit interest rate ceilings, the optimization of institutional deposits, and self-discipline of interbank demand deposits. The PBoC kept the renminbi exchange rate basically stable at a reasonable and balanced level, and upheld the decisive role of the market in exchange rate formation. The Central Bank adopted a package of measures to stabilize expectations and prevent the risk of exchange rate overshooting.

(II) Landscape of Securities Industry

Earnings of the securities industry grew year-on-year in 2024, and business operations reached a turning point. Major stock indexes rallied in 2024, and the rise in the bond market widened. The average daily turnover of the A-share market rose 21.2% year-on-year to RMB1,062.035 billion in 2024, and the ending balance of margin financing and securities lending increased 12.9% year-on-year to RMB1,864.583 billion. Catalyzed by the introduction of a package of favorable policies at the end of September, investors' risk appetite recovered markedly and market activity rose significantly in the second half of 2024. Against such a backdrop, we estimate that securities firms' brokerage revenue and investment income increased year-on-year in 2024, driving year-on-year earnings growth in the whole industry. Among various business lines, we estimate that securities firms' brokerage revenue received a boost from rising market turnover. We estimate that the industry's investment banking revenue remained under downward pressure in 2024, as the amount of A-share IPOs and follow-on offerings decreased significantly year-on-year, although the issuance of credit bonds and asset-backed securities increased by 7.5% year-on-year to RMB20.41 trillion. While securities firms' assets under management (AUM) remained stable and mutual funds' AUM increased year-on-year, further fee reforms in the fund industry and the increasing share of fixed income funds and passively managed index funds in total AUM undermined the securities industry's revenue from the asset management business in 2024. We estimate that the industry's investment income increased year-on-year in 2024 due to the improving performance of the bond market and the recovery of the equity market.

Further advancement of capital market reforms drove high-quality development of the securities industry. In April 2024, the State Council released a guideline on strengthening regulation, forestalling risks and promoting the high-quality development of the capital market (new “State Council Nine-Point Guideline”). The document calls for strengthened regulation, effective risk prevention, and high-quality development of the capital market so as to build a strong financial sector and serve the goal of advancing Chinese modernization. In addition, the document stresses the need to strengthen the regulation of securities firms and fund management companies, urging them to refocus on their original main businesses, build competitive strengths and enhance the quality of business development. Under the overall framework of the new “State Council Nine-Point Guideline”, the development of the “1+N” policy system has progressed rapidly, and the capital market’s ecosystem has been improving. In September 2024, the PBoC, the NFRA, and the CSRC jointly released multiple stimulus policies for the macro economy and the capital market, including the Securities, Funds and Insurance companies Swap Facility. At a meeting held in the same month by the Political Bureau of the CPC Central Committee, policymakers called for efforts to “boost the capital market” and provide greater support for the development of the capital market. In the short term, the advancement of capital market reforms helps enhance the market’s trading activities and provides solid support for the stable operation of the securities industry. From a medium- and long-term perspective, we believe advancing capital market reforms will lay a solid foundation for the high-quality development, business expansion, and business model upgrading of the securities industry.

The development of first-class investment banks made solid progress; supply-side reforms are likely to accelerate in the securities industry. In March 2024, the CSRC issued a document on the interim frameworks to strengthen the regulation of securities firms and mutual funds so as to foster the accelerated development of first-class investment banks and investment institutions. In this document, the CSRC set forth clear, comprehensive medium- and long-term development plans for the securities industry. The document stresses that securities firms should give top priority to their functionality. It also indicates that high-quality institutions can be allowed to expand their business scale to an appropriate extent without an increase in capital. The regulator also stated that it supports leading institutions to grow stronger through M&A, restructuring, and organizational innovation. In addition, the CSRC strictly requires securities firms to strengthen their fundamental capabilities in compliance and risk control. In September 2024, the CSRC amended and issued the *Provisions on the Calculation Basis for Risk Control Indicators of Securities Companies*. The amended provisions optimized risk-control indicators and adopted a rating and classification system to support high-quality securities firms with sound compliance and solid operations, allowing them to expand business scale to an appropriate extent without an increase in capital. Under the government’s top-down policy guidance, securities firms are required to cut fees and partially relinquish profits to support the real economy. The regulator also issued rules to categorize securities firms based on their relative strengths, and granted stronger firms more favorable regulatory support. Driven by both organic growth and M&A, supply-side reforms will likely gain speed in the securities industry and continue to raise its concentration ratio.

(III) Development Strategies

CICC's strategic vision is to focus on serving the priorities of the national development, innovating to support the real economy, actively facilitating capital market reform, and effectively promoting financial risk mitigation. CICC attaches importance to medium- and long-term development, and will clarify the direction, and capture the opportunities to accelerate growth for quality and capabilities, strengthen core competitiveness, and strive to become a first-class investment bank with international competitiveness.

(IV) Business Plans

In 2025, our Company will uphold the original aspiration of "For the Nation", continue to deepen our roots in China and consolidate our global footprint. We will act as a bridge between the real economy and the capital market, contributing to the "five priorities" of technology finance, green finance, inclusive finance, pension finance, and digital finance, and making new breakthroughs and achievements on the path of high-quality development; maintain strategic focus, and strengthen the strategic guidance and empowerment of business development; actively seize market opportunities, consolidate core competitive advantages and business strengths, and accelerate to become a first-class investment bank with international competitiveness.

II. ANALYSIS OF CORE COMPETITIVENESS

(I) Premier Brand

Our Company has established a premier brand in the financial services industry. Since the inception, our Company has drawn on the best practices of market in China, and has always adhered to the business philosophy of "By the People and For the Nation, Chinese Roots and International Reach", which won us a market reputation at home and abroad. For years, while maintaining high-standard practices, our Company has actively participated in reforms and system construction of the capital market to stimulate business innovation. Our Company has maintained leading positions in many businesses for years, and was honored numerous awards as the best player in China.

Our Company regarded brand cultivation and cultural building as key measures to continuously enhance our market leading position. Leveraging our franchise and core values of professionalism, entrepreneurship and pursuing excellence, our Company continued to attract outstanding talents and new clients, expand our business scope and capture important business opportunities while maintaining the stability of existing employees and clients.

(II) High-quality Client Base

Our Company has explored an extensive and profound client base with high quality. Relying on our excellent service quality and professional service capabilities, our Company has formed a profound client base covering a wide range of large-sized enterprises, high-quality emerging growth companies, professional institutional investors and growing wealth management clients that play important roles in the national economy and capital market. Our Company can provide our clients with complicated, diversified and high-quality business services through our integrated and customized cross-border platform. Our Company has developed long-term cooperation with clients and is dedicated to providing them with a comprehensive suite of products and services.

(III) Balanced Business Structure

Our Company has established our business structure from a forward-looking prospective based on our insight into development trends of global capital markets. With the accelerating process of internationalization and institutionalization of the capital market in recent years, a large number of traditional channel businesses are facing tremendous pressure. As such, in line with the trend of “institutionalization”, “internationalization” and “product sophistication”, our Company continues to enhance the overall capabilities, and has embarked on a new track with focus on key national deployment areas such as technological innovation and green development. Our Company continues to consolidate strengths in traditional businesses such as investment banking, equities and FICC, and promote the sustainable development of emerging businesses relating to asset management, private equity and wealth management.

(IV) Outstanding Cross-border Capability

Capitalizing on our first mover advantage in pursuing international strategy, our Company has formed outstanding cross-border business capabilities with a leading position in the cross-border arena, thus proactively playing our role in serving cross-border capital transactions and promoting the mutual opening of financial markets.

In terms of international presence, our Company has established overseas operations and business activities across Hong Kong of the PRC, New York, London, Singapore, Frankfurt, Tokyo, Vietnam and Dubai, and fully mobilizes domestic and overseas resources including research, people and products, to provide one-stop cross-border services for our clients. The seamless connection among our domestic and overseas businesses enables our teams to be equipped with both domestic and overseas business experience and qualifications for domestic businesses and businesses in several overseas regions.

In terms of cross-border business, our Company has long supported Chinese enterprises in going global and facilitated the bringing in of industrial and financial capital, gaining a strong position in businesses such as overseas IPOs for PRC-based companies, offshore bond offerings, and cross-border mergers and acquisitions. Moreover, we have demonstrated strong momentum in emerging businesses such as cross-border transactions and the Connect business, contributing to the strengthening of Hong Kong’s role as an international financial hub and supporting high-quality development under the Belt and Road Initiative, thereby enhancing our influence and pricing power in international capital markets.

(V) Leading and Influential Research

Research is an important foundation for our business. Our talented, experienced and international research team has provided objective, independent, prudent and professional research services for domestic and overseas clients through our research platform covering the global markets. With in-depth understanding, thorough analysis and unique insights into Chinese companies and industries, our research team has won the Company a reputation as the “China Expert”.

Our research capabilities have been widely recognized by influential international institutions. These include the “No. 1 Overall Country Research for China” in the *Asiamoney Brokers Poll*, and the “No.1 The All-China Best Research Team” by *Institutional Investor* for consecutive years. In 2020, our Company established the CICC Global Institute (CGI), which focuses on public policy research and is committed to building a new think tank in the new era. The CGI and CICC Research are committed to working side by side to provide all-round research support for the economic and social development.

(VI) Experienced Management and High-quality Workforce

Our Company has a senior management team with global perspectives and entrepreneurship, and a high-quality workforce with full licenses at home and abroad.

Most members of our senior management team have work experience in domestic and overseas financial institutions with global perspectives. In the meantime, they have experienced the main development course and multiple cycles of China’s securities industry, and are equipped with rich experience and profound understanding regarding domestic and overseas capital markets and the securities industry. Riding on the concept of “Chinese Roots and International Reach”, our senior management team has constantly combined advanced management experience with the practices of China’s financial reform, and took the lead in developing new products and vigorously exploring new markets.

Our premier brand and high-quality platforms enable us to recruit the best graduates from top domestic and overseas universities, as a stable source of high-quality talents for our domestic and overseas branches. Our sound staff development and training system has provided comprehensive and systematic training for employees at different levels and positions, thereby continuously enhancing professional capabilities of our workforce and equipping them with full-license practice capabilities. Through the above measures, we have developed high-quality workforce to support our rapid, healthy and sustainable development.

(VII) Efficient Management Model and Prudent Risk Management Mechanism

Our Company has established an efficient and sound management model and a comprehensive and prudent risk management mechanism. The Company has adhered to the “Two Consistencies”, gradually improved the modern state-owned enterprise system with Chinese characteristics, and established corresponding business models and management processes in line with the experience of mature international markets to ensure efficient and effective management. At the same time, our Company has always adhered to and continuously strengthened the “all staff, whole process, full coverage and looking through” risk control compliance system and operating mechanism, through which the parent company can conduct integrated penetrating management over domestic and overseas subsidiaries and branches, and the same business and the same client can be subject to unified risk management. Therefore, our Company has formed centralized and effective business management and risk control, and unified decision-making, management and resources allocation, thus ensuring the smooth and orderly development of our business and the stable operation of our risk control system.

(VIII) Advanced Information Technology Capabilities

We consider information technology as a core component of our competitiveness. We have a sound IT governance structure and the industry-leading independent research and development capabilities. Our Company has developed three basic technology systems regarding basic transactions, products and services, and risk control and operation management, to provide complicated whole-process and end-to-end financial products and services for clients and various business units as well as global support of comprehensive business operation and management capabilities. Our Company has adopted self-developed and industry-leading core business systems and platforms with stable operation.

The Company will continue to promote our business development with information technologies as a key driver. With the continuous advancement of information technologies in recent years, our Company has also increased capital investment in and attached importance to talent training and capacity building, continued to optimize our organizational structure and operating model, and proactively researched and explored the application of new technologies in various business areas, so as to promote the integration of businesses and technologies. Capitalizing on the advantages brought by the booming development of China’s financial technologies, we have actively carried out strategic cooperation with China’s leading technology companies to develop new products, businesses and models by leveraging data and technology.

III. ANALYSIS OF PRINCIPAL BUSINESS

The Company’s investment banking business mainly provides investment banking services such as equity financing, debt financing and asset securitization and financial advisory for customers, including sponsorship and underwriting of listings and refinancings at home and abroad, underwriting of various domestic and overseas fixed income financing instruments, financial advisory services for transactions such as corporate mergers and acquisitions, debt restructurings and private financing.

The Company's equities business mainly provides domestic and overseas professional investors with one-stop comprehensive financial services covering "investment research, sales and trading, product structuring and cross-border business", including institutional trading services and capital business. Capital business mainly includes providing professional investors with various innovative products and capital services such as prime brokerage, over-the-counter derivatives, capital introduction and market-making services. Our extensive geographical coverage is supported by a large global equities sales and trading network across major Chinese cities and key international financial centers, through which we materialize synergies among different teams, customers and business lines in the exchange and OTC markets at home and abroad.

The Company's FICC business mainly provides domestic and foreign enterprises and institutional customers with integrated and comprehensive services covering sales, trading, research, advisory and structuring of fixed income, commodity and foreign exchange securities and derivatives. Specifically, FICC operates in interest rate business, credit business, structured business (including securitized products and non-standard products), foreign exchange business and commodity business (including futures business).

The Company has full licenses in asset management, and a diversified portfolio of asset management products. With reference to international industry standards and domestic regulatory requirements, the Company has established a unified asset management business platform covering domestic and overseas markets, which mainly designs and provides diversified asset management products and services, including investment management for social security and annuity plans, institutional entrusted investment management, offshore asset management, retail and mutual fund products and services for domestic and foreign investors.

The Company's private equity business serves domestic and foreign investors by designing and providing integrated private equity investment fund products and services, mainly including corporate equity investment fund, FoF, USD fund, real asset fund, and infrastructure fund. The Company carries out unified management of domestic and overseas private equity investment fund business through our private equity fund management subsidiaries, which invest in high-quality enterprises with long-term growth potential, core competitiveness and strong management teams.

The wealth management business of the Company mainly provides a wide range of wealth management products and services to individuals, families and corporate customers to meet their trading, investment and asset allocation demand, including trading services, capital services such as margin financing, securities lending and stock-pledged repo, and product allocation services.

The research business of the Company mainly supports various business lines of the Company by providing objective, independent, rigorous and professional research services to domestic and foreign customers. In 2020, the Company established the CICC Global Institute, which focuses on public policy research and is committed to building a featured think tank in the new era.

(I) Investment Banking

In 2024, our investment banking business fully implemented the guiding principles of the 20th CPC National Congress, the Third Plenary Sessions of the 20th CPC Central Committee, the Central Financial Work Conference and the Central Economic Work Conference. We closely aligned with the major decisions and deployments of the Party Central Committee to carry out work related to the capital market. We intensified efforts in key areas, leveraging equity, fixed income, mergers and acquisitions (“M&A”), and debt restructuring as tools to take multiple measures to provide high-quality services for national strategies and the real economy.

We made active contributions to support the “five priorities” of technology finance, green finance, inclusive finance, pension finance and digital finance. For example, in terms of technology finance, we actively served the financing needs of technology innovation enterprises representing new productive forces, continuously increasing the depth and breadth of our coverage of tech enterprises, completing related projects with deal value¹ of approximately RMB470 billion. In terms of green finance, we contributed to promoting green finance strategies, supporting the financing of enterprises in industries such as new energy, new materials, and environmental protection, and facilitating the green transition and sustainable development of the economy, completing green finance projects with deal value¹ of more than RMB450 billion. In terms of inclusive finance, we leveraged our capabilities to consistently meet the capital operation needs of small, medium and micro enterprises, while also utilizing our customer advantages to empower the growth and expansion of enterprises that use special and sophisticated technologies to produce novel and unique products through the service advantages of leading enterprises, assisting in completing projects with deal value¹ of more than RMB270 billion throughout the year.

Equity Financing²

Market Environment

In 2024, a total of 100 A-share IPOs were completed, with an aggregate financing size of RMB67,353 million, representing a year-on-year decrease of 81.1%; a total of 132 A-share follow-on offerings were completed, with an aggregate financing size of RMB134,202 million, representing a year-on-year decrease of 71.1%.

In the Hong Kong primary market, a total of 70 Hong Kong IPOs were completed, with an aggregate financing size of US\$11,293 million, representing a year-on-year increase of 91.0%; in terms of follow-on offerings and sell-downs, a total of 230 transactions were completed, with an aggregate amount of US\$8,701 million, representing a year-on-year decrease of 27.1%.

¹ Source: Company statistics

² Source: Company statistics; Wind for A-share market, Dealogic for offshore markets, all based on data on the listing date. Data base: A-share follow-on offerings include private placements, public placements and rights issues; follow-on offerings for Hong Kong and US stock markets include placements and rights issues. The global IPO financing size of PRC-based companies in the Hong Kong market is calculated based on the amount shared equally by the Company as a sponsor, other overseas projects are based on Company's share as a bookrunner, and the A-share market are based on actual underwriting amount of the Company. The exchange rate is based on the central parity rate of USD to RMB as of December 31, 2024.

In the US primary market, a total of 35 US IPOs of PRC-based companies were completed, with an aggregate financing size of US\$1,398 million, representing a year-on-year increase of 88.9%. A total of 13 US follow-on offerings and sell-downs of PRC-based companies were completed, with an aggregate size of US\$6,468 million, representing a year-on-year increase of 183.0%.

Actions and Achievements

In 2024, the Company served a total of 28 global IPOs for PRC-based companies, with an aggregate amount of US\$4,424 million, ranking 1st in the market.

In 2024, the Company closed a total of 6 A-share IPOs acting as the lead underwriter, with an aggregate lead underwriting amount of RMB3,590 million, and led the IPOs of INTSIG, SigmaStar, Shangda Corporation and NewTechWood. The Company closed a total of 15 A-share follow-on offerings acting as the lead underwriter, with an aggregate lead underwriting amount of RMB12,349 million, ranking 3rd in the market.

In 2024, the Company sponsored a total of 19 Hong Kong IPOs, including those of Midea Group, MAOGEPING Beauty, ChaPanda and CIRRUS, with an aggregate lead underwriting amount of US\$3,835 million, ranking 1st in the market. The Company closed a total of 24 Hong Kong IPOs acting as the global coordinator, with an aggregate lead underwriting amount of US\$2,013 million, ranking 1st in the market. The Company also closed a total of 24 Hong Kong IPOs acting as the bookrunner, with an aggregate lead underwriting amount of US\$972 million, ranking 2nd in the market. The Company closed 9 Hong Kong follow-on offerings and sell-downs acting as the bookrunner, with an aggregate lead underwriting amount of US\$1,245 million, ranking 2nd in the market.

In 2024, the Company closed 3 US IPOs of PRC-based companies acting as the bookrunner, with an aggregate lead underwriting amount of US\$87 million, ranking No. 1 among PRC-based securities companies. In 2024, the Company closed 1 US follow-on offering and sell-down of one PRC-based company acting as the bookrunner, with a lead underwriting amount of US\$36 million.

Items	2024		2023	
	Lead underwriting amount (RMB in million)	Number of offerings	Lead underwriting amount (RMB in million)	Number of offerings
A-share equity offerings				
IPOs	3,590	6	32,245	17
Follow-on offerings	12,349	15	64,317	29

Items	2024		2023	
	Lead underwriting amount (USD in million)	Number of offerings	Lead underwriting amount (USD in million)	Number of offerings
Hong Kong equity offerings				
IPOs	3,835	19	1,226	21
Follow-on offerings and sell-downs	1,245	9	483	7

Items	2024		2023	
	Lead underwriting amount (USD in million)	Number of offerings	Lead underwriting amount (USD in million)	Number of offerings
US equity offerings of PRC-based companies				
IPOs	87	3	37	2
Follow-on offerings and sell-downs	36	1	21	1

Note: IPOs in Hong Kong are based on the sponsor role; follow-on offerings and sell-downs in Hong Kong are based on the bookrunner role.

Outlook for 2025

In 2025, the Company will continue to implement the guiding principles of the 20th CPC National Congress, the Second and Third Plenary Sessions of the 20th CPC Central Committee, the Central Financial Work Conference and the Central Economic Work Conference, and make active contributions to support the “five priorities” of technology finance, green finance, inclusive finance, pension finance and digital finance to actively serve the national strategies. We will comprehensively strengthen A-share execution capacity, expand the coverage of high-quality upper middle and mid-range enterprises that represent new quality productive forces, and enhance project quality and pipeline. We will maintain a leading position in terms of the number and underwriting market share for Hong Kong IPOs, and seize opportunities in areas including the sell-down, increase and buyback of shares.

Debt Financing and Asset Securitization

Market Environment

In 2024, yields in China’s bond market fluctuated downwards. Credit bonds and asset securitization products issued amounted to approximately RMB20.41 trillion in total, representing a year-on-year increase of 7.5%, among which the asset securitization products issued amounted to RMB2.04 trillion, representing a year-on-year increase of 8.8%. Local government bonds issued amounted to RMB9.78 trillion, representing a year-on-year increase of 4.8%. In terms of offshore bonds, the Federal Reserve has slowed down the pace of interest rate cuts, and U.S. Treasury yields fluctuated sharply. Despite this, the issuance of USD bonds by Chinese issuers remained stable. Meanwhile, the issuance of offshore RMB bonds and USD convertible bonds increased. In 2024, medium- and long-term offshore bonds issued by Chinese issuers amounted to US\$144.3 billion, representing a year-on-year increase of 47.2%.

Actions and Achievements

In 2024, the onshore bond underwriting amount³ of CICC was RMB711,224 million, representing a year-on-year increase of 0.4%; the offshore bond underwriting amount⁴ was US\$5,266 million, representing a year-on-year increase of 61.5%.

In 2024, CICC remained dedicated to supporting the high-quality development of bond market and the high-level financial opening-up. In 2024, CICC ranked No. 4 in terms of onshore bond underwriting amount, No. 1 in terms of the total outstanding amount of holding real estate ABS (持有型不動產ABS) under management, No. 2 in terms of the total outstanding amount of publicly offered infrastructure REITs under management, and No. 1 among PRC-based securities companies in terms of the underwriting amount of offshore bonds issued by Chinese issuers.

In 2024, CICC completed the following milestone products transactions. In terms of holding real estate ABS, we assisted CCB Housing Rental Fund (建信住房租賃基金) in completing the first property rights holding real estate ABS (產權類持有型不動產ABS) in the market, supported the development of the rental housing market with financial services, and injected innovative impetus into the market for asset revitalization. In terms of technology finance, we assisted Guangzhou Digital Technology Group (廣州數字科技集團) in completing the issuance of the first exchangeable corporate bond of science and technology innovation in Guangdong Province, and assisted Liando Group (聯東集團) in completing China's first private-sector industrial park REIT, CICC-Liando Sci-Tech Innovation REIT (中金聯東科創REIT). In terms of green finance, we led the completion of the first green Commercial Mortgage-backed Securities (CMBS) of CICC-Anhui Transportation Holding Anlian Expressway Shanghai Oriental Financial Plaza Green Asset-Backed Securities (中金—安徽交控安聯高速上海東方金融廣場綠色資產支持專項計劃). In terms of pension finance, we assisted Xiamen International Bank in the issuance of the first pension-themed financial bond among the domestic financial institutions, contributing to the development of the pension industry. In terms of publicly offered infrastructure REITs, we completed the issuance of the first publicly offered water infrastructure REIT (水利基礎設施公募REIT) in the market, Shaoxing Raw Water REIT (紹興原水REIT), and completed the issuance of one of the first batch of consumer infrastructure REITs in the market, CICC-SCPG REIT (中金印力消費REIT). In terms of supporting high-level opening-up, we assisted CapitaMalls Asia Treasury Limited (凱德商用產業財資) in completing the issuance of the first sustainability-linked panda bond by Singapore issuers. In terms of supporting the development of private enterprises, we assisted Shanghai Yuyuan Tourist Mart Co., Ltd. (上海豫園旅遊商城股份) in completing the first batch of Covered Bond (民企資產擔保債務融資工具) in the NAFMII (National Association of Financial Market Institutional Investors) bond market. In terms of offshore bonds, we led the issuance of sovereign and local government bonds, assisting the Ministry of Finance of the People's Republic of China in the issuance of offshore sovereign bonds, and assisting the People's Government of Guangdong Province, Hainan Province, and Shenzhen Municipality in the issuance of offshore RMB bonds. We actively served the internationalization and "Belt and Road" – themed projects by assisting the Hong Kong Mortgage Corporation Limited (香港按揭證券) in the issuance of HKD bonds, offshore RMB bonds and USD-denominated Infrastructure Loan-Backed Securities (美元基建貸款抵押證券), assisting China Education

³ The onshore bond underwriting amount excludes local government bonds, the same below.

⁴ The offshore bond underwriting amount excludes certificate of deposit transactions.

Group (中教控股) in signing a financing agreement in relation to “Climate Adaptive Education Project” with Asian Development Bank and other co-financing participants, and assisting China Development Bank Hong Kong Branch (國家開發銀行香港分行) in the issuance of “Belt and Road” – themed offshore bonds. We served state-owned enterprises to issue offshore bonds by leading the issuance of USD bonds by China Cinda HK (信達香港), China Great Wall AMC (International) (長城國際) and China Orient Asset Management (International) (東方資產國際), and assisting China National Petroleum Corporation (中石油) in the issuance of dim sum bonds and China Huaneng Group (中國華能) in the issuance of subordinated perpetual USD bonds. In terms of serving the private sector, we assisted Alibaba Group (阿里巴巴) in the issuance of offshore RMB bonds, assisted Trip.com Group (攜程集團) in the issuance of USD convertible bonds and assisted New Hope Group (新希望集團) in the issuance of sustainability-linked offshore RMB bonds. We supported high-quality local state-owned enterprises in financing through ESG bonds by assisting Chengdu Communications Investment Group (成都交投), Wuhan Financial Holdings Group (武漢金控) and Zhengzhou Metro Group (鄭州地鐵) in the issuance of offshore sustainability bonds. In the field of debt restructuring, we assisted many real estate enterprises to restructure their outstanding bonds.

Outlook for 2025

In 2025, the Company will continue to make serving the development of the real economy our goal, grasp the opportunities from the emergence of new products, and invest more resources in the government policy-supported areas. The Company will synergize the business development of different product lines and enhance the comprehensive customer service capabilities and regional competitiveness; continue to invest more resources in underwriting special products such as technology innovation bonds, rural revitalization bonds, green and ESG bonds; grasp strategic opportunities in the market to accelerate the exploration of high-quality infrastructure and real estate assets, and revitalize existing assets through multi-level asset securitization products; seize the historic opportunity of RMB internationalization, actively expand the overseas client base, focus on the overseas financing needs of private enterprises and continuously expand the product lines; and actively seize opportunities in corporate debt management and credit repair business, promote innovation of restructured instruments and broaden application scenarios to achieve growth in business.

Financial Advisory Services

Market Environment

In 2024, according to Dealogic, 2,650 M&A transactions in the PRC M&A market were completed with an aggregate amount of approximately US\$226,356 million, representing a year-on-year decrease of 35.0%, among which, 2,344 transactions were domestic with a total amount of approximately US\$183,548 million, representing a year-on-year decrease of 37.5%; and 306 transactions were cross-border with a total amount of approximately US\$42,808 million, representing a year-on-year decrease of 21.1%.

Actions and Achievements

In 2024, according to Dealogic, CICC maintained our leading position and ranked No. 1⁵ in the PRC M&A market for the 10th consecutive year. In 2024, according to Dealogic, CICC completed 73 transactions, involving an aggregate amount of approximately US\$50,588 million. Among these transactions, 59 were domestic with a total amount of approximately US\$31,789 million, and 14 were cross-border or offshore with a total amount of approximately US\$18,798 million.

In 2024, CICC served the national strategies by advising on the strategic restructuring of central and local state-owned enterprises. We completed a number of milestone deals, including the transfer of Guangdong Rare Earth Industry Group (廣東稀土) to China Rare Earth Group from Guangdong Rising Holdings Group (廣晟控股集團) at nil consideration, the restructuring and establishment of Sichuan Rural Credit Union Bank (四川農商聯合銀行) by Sichuan Financial Holdings and other parties, the acquisition of Lingyuan Iron & Steel Group (凌鋼集團) by Ansteel Group at nil consideration and the private placement of Bank of Weifang. We led a number of A-share benchmark transactions, including the acquisition of AsiaInfo Technologies by AsiaInfo Security Technologies, the sale of control of APT Medical to Mindray, the acquisition of a controlling stake in JCET Group (長電科技) by China Resources Group, and the acquisition of a controlling stake in Venustech by China Mobile Capital. We continued to play the role of a “dealmaker” for arm’s length transactions to promote industry consolidation and upgrading, and completed PSS Group’s sale of a controlling interest in part of its China businesses to Nanjing NII Group (南京新工), the sale of control of Redray (紅瑞生物) to FountainVest, the sale of control of Xiamen Huate Group (廈門華特) to Hainan Development Holdings, and the strategic investment in Shanghai RAAS by Haier Group. We continued to lead the Hong Kong stock market transactions, and completed the privatization of Bank of Jinzhou, the privatization of SciClone, the privatization of Vinda International by Singapore RGE Group-managed company Isola Castle, and the privatization of Weiqiao Textile. We continued to leverage our leading edge in the cross-border business, and completed deals including LOTUS De-SPAC and listing in the US, raising PIPE financing from South Korea’s financial institution MERITZ, Halo’s cross-border acquisition of Zinitix, a listed company in South Korea, and Trina Solar’s sale of its U.S. solar module manufacturing assets to FREYR, a US-listed company. In addition, we continued to help the government and enterprises resolve risks and ensure the security of jobs by advising on a number of transactions, for example, the judicial restructuring of Liaoning Zhongwang Group (遼寧忠旺集團), the judicial restructuring of Baota Petrochemical Group (寶塔石化集團), the judicial restructuring of Qinghai Salt Lake Magnesium (青海鹽湖鎂業)/Salt Lake Haina Company (鹽湖海納公司) and the establishment of China Salt Lake Group (中國鹽湖集團), the judicial restructuring of Fujian Holitech (福建合力泰科技), the judicial restructuring of Hogood Coffee, the judicial restructuring of Fujian Aonong Biological (福建傲農生物), and the judicial restructuring of Dawei Technology (大位科技) (formerly known as Guangdong Rongtai (廣東榕泰)).

⁵ Based on completed transactions in the PRC M&A market.

Milestone transactions completed in 2024 include:

Projects	Size	Highlights
LOTUS De-SPAC and listing in the US, raising PIPE financing from South Korea's financial institution MERITZ	US\$8.1 billion	The largest M&A in China's new energy vehicle industry
Privatization of Vinda International by Singapore RGE Group-managed company Isola Castle	US\$4.0 billion	The largest cash-based privatization in the consumer industry in the Hong Kong market over the past 5 years
Restructuring and establishment of Sichuan Rural Credit Union Bank (四川農商聯合銀行) by Sichuan Financial Holdings and other parties	US\$3.1 billion	It helped Sichuan become the first province in the western China and the fourth province in the country to establish a rural commercial united bank, and promoted the construction of a financial center in the western region
Privatization of SciClone	US\$1.1 billion	The largest HK privatization in the biopharmaceutical field in the past 10 years
Sale of control of APT Medical to Mindray	US\$0.9 billion	The first acquisition of controlling stake of a STAR Market listco by an A-share listco
Privatization of Bank of Jinzhou	US\$0.9 billion	The first H-share privatization of a Chinese bank
Trina Solar's sale of its U.S. solar module manufacturing assets to FREYR, a US-listed company	US\$0.4 billion	A landmark deal of supporting Chinese new energy companies in enhancing its global footprints
Acquisition of Asialfo Technologies by Asialfo Security Technologies	US\$0.2 billion	The first major asset restructuring on the STAR Market where an A-share listco acquired an HK listco
Judicial restructuring of Liaoning Zhongwang Group (遼寧忠旺集團)		<ul style="list-style-type: none"> – The largest restructuring investment transaction in China's manufacturing industry It precisely identified and addressed major hidden risks in the industrial and financial sectors It introduced high-quality industrial restructuring parties to continuously develop the aluminum processing industry, thereby contributing to the comprehensive revitalization of Northeast China

Projects	Size	Highlights
Judicial restructuring of Baota Petrochemical Group (寶塔石化集團)	Approximately RMB140.0 billion	The largest restructuring case completed in Ningxia region. It smoothly resolved the debt risk of huge notes, thereby safeguarding regional financial stability.
Judicial restructuring of Qinghai Salt Lake Magnesium (青海鹽湖鎂業)/Salt Lake Haina Company (鹽湖海納公司) and the establishment of China Salt Lake Group (中國鹽湖集團)	Approximately RMB51.0 billion	An important initiative of Qinghai Province to “accelerate the construction of a world-class salt lake industrial base” China’s largest salt lake development and utilization group jointly established by the central government and the local government. It effectively enhanced the capacity and level of food resources security in China.
Judicial restructuring of Fujian Holitech (福建合力泰科技)	Approximately RMB12.0 billion	The largest restructuring of a listed company in the electronic information industry. It introduced high-quality industrial partners to deepen the construction of “Digital Fujian” (數字福建) and develop the industrial chain of core components for intelligent terminals.
Judicial restructuring of Hogood Coffee	Approximately RMB11.5 billion	It resolved large amounts of financial debt and safeguarded the legitimate rights and interests of thousands of coffee farmers and forest farmers. It preserved the local coffee brands and enhanced the depth, quality and strength of the coffee industry in Yunnan.
Judicial restructuring of Fujian Aonong Biological (福建傲農生物)	Approximately RMB10.0 billion	The largest restructuring of a listed company in the livestock farming industry in Fujian Province. It optimized the asset-liability structure of the listed company, introduced incremental development funds, and enhanced the regional supply security of live pigs.
Judicial restructuring of Dawei Technology (大位科技) (formerly known as Guangdong Rongtai (廣東榕泰))	Approximately RMB1.8 billion	The first restructuring of a listed company in the data center industry. It promoted the transformation and upgrading of the listed company to the new generation of information technology and supported the development of digital economy in the eastern Guangdong region.

Note: Size of judicial restructuring deals refers to the size of debts

Outlook for 2025

In 2025, the Company will actively respond to the *Opinions on Deepening the Reform of the Market for Acquisitions and Reorganizations of Listed Companies* (《關於深化上市公司併購重組市場改革的意見》) issued by the CSRC, support the high-quality development of listed companies by providing superior M&A services, continue to proactively capture M&A opportunities arising from key industries, promote industry consolidation and upgrading, and leverage domestic and overseas franchise to firmly support economic transformation and upgrading. We will build on our strengths, strive for innovation and endeavour to steadily increase market share. In terms of debt restructuring, we will continue to employ comprehensive and long-term strategies to introduce a full range of investment banking products and services for distressed enterprises to help them overcome difficulties, and realize transformation and upgrading. Leveraging the professional expertise of investment banking, we will assist local government platforms in preventing risks and optimize debt structure while seeking transformation in the course of development. Adhering to the fundamental principle of financial services for the real economy, we will safeguard the security of industrial chains and contribute to enhancing the quality and efficiency of the real economy.

(II) Equities Business

Market Environment

In 2024, global stock markets were affected by monetary policy adjustments, geopolitical tensions, economic recovery and technological innovation, and the performance of different markets diverged, with most major indexes rising. The A-share market fell then rebounded, and the trading volume in the A-share market has increased since September 2024 due to the positive policy changes.

As of the end of 2024, performance of the A-share market can be illustrated by the following indexes: +12.7% in SSE Composite Index, +9.3% in SZSE Component Index, +14.7% in CSI 300 Index, +5.5% in China Securities Index 500, +13.2% in ChiNext Price Index, +17.7% in Hang Seng Index, +26.4% in Hang Seng China Enterprises Index and +18.7% in Hang Seng Tech Index. In 2024, the average daily turnover of A shares reached RMB1.06 trillion, representing a year-on-year increase of 21.2%; the average daily turnover in the Hong Kong stock market was HK\$131,800 million, representing a year-on-year increase of 26.0%.

Actions and Achievements

In 2024, CICC actively implemented the overall deployment of the Third Plenary Session of the 20th CPC Central Committee and the Central Financial Work Conference. The Company gave full play to the capabilities of the equities business, and provided domestic and foreign institutional investors with one-stop comprehensive financial services covering “investment research, sales and trading, product structuring, and cross-border business” through our equities business platform. We focused on serving important national strategies such as innovation-driven development, technological self-improvement, green development, and inclusive finance; and played the role of a bridge to introduce high-quality investors and long-term patient capital to the capital market, making due contributions to stabilizing the market and promoting the reform and opening up of the capital market.

We made new achievements in institutional services. We have consolidated the advantages of institutional client groups and upgraded our global trading capabilities. We followed the business concept of Client First and continued to diversify our clientele. The number of new client accounts has achieved solid growth. The market share of QFII clients has ranked first in the market for 21 consecutive years, and investment research services for a number of global long-only funds ranked top. The market share of Hong Kong stock trading continued to lead among Chinese securities companies. The Company continued to be in the first echelon in terms of investment research services for mutual fund clients and key insurance institutions. We increased coverage of hedge funds. We also made progress in the expansion of bank customers, and remained a leading position in the investment research services for NSSF. We provided comprehensive financial services such as increase or sell-down of shareholding for a number of large central and state-owned enterprises.

We improved product capabilities. We actively implemented regulatory requirements, and strengthened the building of a comprehensive customer service platform to improve the risk prevention and control management mechanism and facilitate the stability of the capital market. We continued to improve product and service capabilities throughout the whole life cycle for domestic businesses and maintained our market advantages. We diversified asset allocation options and institutional investment channels. We actively carried out domestic market-making on the STAR Market and the Beijing Stock Exchange and other license businesses to facilitate the building of a multi-layered capital market and serve the development of high-tech enterprises. In terms of offshore product business, we continuously expanded the market coverage, diversified the product spectrum, expanded the customer base and optimized the customer structure, so as to further enhance our international competitiveness, and we ranked among the top of overseas Chinese securities companies in terms of comprehensive strengths.

We explored a new model for international expansion. We strengthened our international setup to improve our influence in cross-border business, and provided customers with first-class global capital market services. We have actively expanded our presence in the connect schemes across key exchange hubs, adding coverage in Kazakhstan, South Korea, and Malaysia, and supporting trades in global stock markets such as the US, Japan, and Singapore. We assisted regulators, government agencies and key clients to carry out international roadshows, invited overseas clients to China, assisted listed companies to carry out overseas roadshows and contributed to telling the stories of China and China's capital market. Our market share of Stock Connect transactions remained at the forefront of the market. As one of the first batch of "HKD-RMB Dual Counter Model" market makers, we won the "Top Market Maker in RMB Counter" awarded by the Hong Kong Stock Exchange to help boost the internationalization of RMB. The onshore and offshore teams cooperated in a number of primary and secondary market financing projects to introduce overseas strategic and cornerstone investors for listed companies, and actively attracted long-term funds into the market. We focused on expanding customer coverage in emerging markets and countries involved in the "Belt and Road" Initiative, to expand international business exposures and improve the level of comprehensive customer services.

Outlook for 2025

In 2025, the Company will always adhere to the goal of serving national strategies, practice the customer-oriented business concept, and strengthen the all-round customer service capabilities. We will strive to build a global equities business platform that provides leading solutions so as to continuously improve the construction of equity ecological chain and create a customer ecosystem. The Company will deeply cultivate various institutional customer groups, comprehensively strengthen product capabilities, enhance two-way cross-border capabilities, and improve the digital level of investment research and trading services. The Company will manage and prevent risks in an all-round way, adhere to the general principle of making progress while maintaining stability, and actively contribute to the construction of a modern capital market with Chinese characteristics and the promotion of Chinese modernization.

(III) FICC

Market Environment

In 2024, the domestic economy continued to recover and diverge, the monetary policy continued to be loose, and the central bank interest rate of the domestic bond market fluctuated downward, with the yield of 10-year government bonds falling below 2%. The overall performance of the bond market was relatively active, while the offshore market was affected by the combination of factors such as U.S. economic data and the U.S. election, showing volatility, with year-end yields rising as compared with the same period of the previous year. In 2024, according to the data from China Bond, the total spot bond transaction amount in the inter-bank market was RMB249.7 trillion.

Actions and Achievements

In 2024, the Company continued to promote the development of FICC business, and earnestly served the national strategies with the fundamental purpose of serving the real economy. We improved the quality and efficiency of traditional businesses, and actively expanded market presence of emerging businesses with focus on customer service. Our bond underwriting and trading volume continued to lead the market, and our offshore China bonds trading volume ranked first in the market. We further enhanced the coverage of international customers and trading service capabilities, and established a global sales network covering New York, Singapore and Tokyo with Chinese mainland and Hong Kong SAR as centers, with cross-border settlement amount continuing to increase.

In order to actively capture opportunities, we enhanced our product innovation and customer services and continued to develop derivatives business. In order to develop the capacity to provide customized services, we enhanced the innovation of domestic and foreign products and launched a number of innovative product lines. We continued to develop derivatives business, expanded the interest rate, credit and foreign exchange businesses, and ranked among leading market makers in terms of key categories of commodities.

In the meantime, we promoted the integration of business and technology, actively explored the innovation of cutting-edge fin-tech, and continuously enhanced risk control capabilities and operating systems.

Outlook for 2025

In 2025, the Company will actively study and implement the guiding principles of the 20th CPC National Congress, the Second and Third Plenary Sessions of the 20th CPC Central Committee, the Central Financial Work Conference, the Central Economic Work Conference and the National Financial System Work Conference, to promote the high-quality development of FICC business. The Company will enhance comprehensive customer service capabilities, develop a global market-making platform across all time zones, multiple currencies and markets, thus constantly expanding our influence; we will further strengthen capabilities in customized products, continuously promote product innovation, and improve the capacity to serve the real economy, with an aim to build a one-stop customer service platform covering all products. We will improve onshore and offshore business capabilities, support high-level opening-up, and steadily implement the international setup. In the meantime, we will continue to promote the digital transformation, step up the development of digital economy and enhance system building for global business development to build a first-class FICC fin-tech platform.

(IV) Asset Management

Asset Management

Market Environment

In 2024, the global economy has been recovering at a sluggish pace amid a complex external environment, marked by rising geopolitical risks and intensifying strategic competition among major nations. Domestically, China's economic transition from traditional to emerging growth drivers has led to increased volatility in capital markets. Following the unveiling of multiple policies by the PBoC, the NFRA, and the CSRC on September 24, the market experienced a strong turnaround. Regulatory authorities have consistently guided the compliant development of the asset management industry, with fee structure reforms advancing steadily amid increasingly fierce competition. These developments have imposed heightened requirements for asset management institutions in terms of compliance, investment and research capabilities, risk management, client service, and innovation capabilities. Asset management institutions continued to explore ways to enhance product performance while striving to deliver substantial long-term returns for investors.

Actions and Achievements

In 2024, the Company remained committed to Client First, supporting the construction of Chinese-style modernization through the "five priorities" of technology finance, green finance, inclusive finance, pension finance and digital finance. We upheld the principle of "Finance for the People", fulfilling the mission through professional investment management services and making every effort to drive the high-quality development of our asset management business. The Company focused on strengthening investment capabilities, building core competitiveness in investment and research, and maintaining a strong emphasis on team development. The Company consolidated cooperation with strategic clients, expanding the depth and breadth of services for clients such as the NSSF, pension funds, banks, and insurance companies, aligning with their needs to enhance service quality and efficiency. The Company also broadened the coverage of corporate clients, explored retail channels, enriched the product lines, and employed multiple strategies to improve business quality. The Company continuously enhanced digital capabilities, focusing on the integration of investment and research and improving operational efficiency, while enhancing platform capacity and business process integration.

As of December 31, 2024, the AUM of the Asset Management Department of the Company was RMB552,034 million. By product line, the AUM of collective asset management products and segregated asset management products (including NSSF, corporate annuities, occupational annuities and pensions) were RMB166,733 million and RMB385,300 million, respectively. We had altogether 783 products under management.

Outlook for 2025

In 2025, the Company will continue to resolutely implement the decisions and policies of the Party Central Committee, deeply integrate into the national strategy, and contribute to the construction of a financial powerhouse. The Company will focus on strengthening the core competitiveness of investment and research, cultivating research capabilities, and striving to enhance product performance and improve clients' satisfaction. The Company will enrich our investment strategies, refine product lines with distinctive and competitive features to meet clients' comprehensive needs. The Company will continue to promote business digitalization, and advance the integration of investment, research, risk management, and operation. Furthermore, the Company will strengthen organizational mechanisms, uphold strict compliance and risk control standards, ensure the high-quality and sound development of the business, to forge ahead with the goal of building the Company into a first-class investment bank with international competitiveness.

CICC Fund Management

Market Environment

The A-share market demonstrated a V-shaped recovery pattern in 2024, with benchmark indices maintaining consistent upward trajectories throughout the fiscal year. A comprehensive package of regulatory initiatives rolled out in September substantially reinforced investor confidence, catalyzing a remarkable resurgence in market liquidity and trading activity.

China's mutual fund regulatory framework has undergone comprehensive enhancement under the new "State Council Nine-Point Guideline", establishing an institutional system for long-term capital and investment while strengthening investor suitability management and advancing pilots for innovative financial products. Driven by the convergence of policy guidance and market demand, as of December 31, 2024, the AUM of mutual fund industry reached RMB32.8 trillion, with a full-year growth of RMB5.2 trillion, representing an increase of 18.9%. The product portfolio of mutual fund industry expanded to 12,367 funds, representing an increase of 839⁶ products from 11,528 recorded at the end of 2023.

⁶ Source: Data from the Asset Management Association of China as of December 31, 2024

Actions and Achievements

In 2024, CICC Fund Management proactively aligned with and implemented national policy directives on high-quality development, anchoring our operations in core businesses to serve national strategic objectives and advance the “five priorities” in the financial sector, namely technology finance, green finance, inclusive finance, pension finance, and digital finance. We diversified our product offerings by launching multiple products tailored to evolving market demands, while reinforcing investment research capabilities to cultivate medium- to long-term performance and ensure steady business operations. In 2024, CICC Fund Management rolled out five new mutual funds, and completed the issuance of CICC-SCPG REIT (中金印力消費REIT), CICC-Liando Sci-Tech Innovation REIT (中金聯東科創REIT), and CICC Chongqing Liangjiang REIT (中金重慶兩江REIT). The Company has continued to maintain a leading position in the industry in terms of the AUM of REITs. Meanwhile, CICC Fund Management launched two new traditional mutual funds, CICC Jinchen Bond Fund (中金金辰債券) and CICC Chengzhang Linghang Hybrid Fund (中金成長領航混合).

As of December 31, 2024, the AUM of mutual funds of CICC Fund Management increased to RMB207.33 billion, representing an increase of 63% year-on-year. The company holistically optimized management efficiency coupled with robust digital empowerment initiatives, while strictly adhering to the bottom line of compliance and risk control. As a result, the overall business was running smoothly, with no major violations of laws and regulations or major potential compliance risks.

Outlook for 2025

In 2025, CICC Fund Management will advance the steady development of asset management business through continuously accumulating the track record of fixed-income products, expanding equity products in line with market trends, and deeply engaging in the investment and operations in REITs. CICC Fund Management will strengthen the team building of key sales personnel and optimize management systems for critical channels. CICC Fund Management will promote the integrated convergence of brand promotion, research capabilities, and corporate culture. While maintaining strict compliance and risk control management to uphold the bottom line of risk prevention, CICC Fund Management will remain committed to enriching our product offerings to meet investors’ diversified wealth management needs. CICC Fund Management has long been dedicated to building stable and sustainable investment research capabilities. By consolidating the existing business strengths, CICC Fund Management will actively explore new growth areas so as to deliver more comprehensive and professional financial services for our investor base.

(V) Private Equity Investment

Market Environment

In 2024, the landscape of the private equity market was still facing headwinds of macro uncertainties, capital market volatility and geopolitical tensions. Meanwhile, the Chinese government has emphasized “supporting venture capital and private equity, and expanding long-term capital” in key policy documents and high-level meetings, and linked it to the promotion of scientific and technological innovation and the development of new quality productive forces, which is a clear demonstration of the state’s recognition and attention to the private equity industry. The introduction of a slew of Policies and Measures on Promoting the High-quality Development of Venture Capital (《促進創業投資高質量發展的若干政策措施》) marked a milestone and is expected to promote the high-quality development of the private equity industry.

In terms of fundraising, the private equity industry faced sustained pressure in 2024, with a particularly pronounced decline in early-stage venture capital funds. The top-tier asset managers have achieved better fundraising performance. In the future, with the support of government policies, the private equity industry is expected to introduce more diversified patient capital such as insurance, asset managers and investment companies. Additionally, debt-resolution measures for local governments are projected to alleviate capital commitment pressures on government-guided funds, enabling PE funds to better mobilize social capital and support new quality productive forces.

In terms of investment, in 2024, private equity managers were more cautious amid shifting market dynamics, which led to a decline in their investment. Investment strategies have been constantly evolving, in-depth cultivation, expansion of market segments and strengthening post-investment capabilities have become the key to building differentiated competitive advantages. Besides, the high-tech sectors remain the focal points of market, with semiconductors and electronic equipment, IT, and biomedicine consistently representing the top three key investment sectors. In particular, the upsurge of AI has driven a surge in IT investment against the downward market trend.

The pace of exit in China’s private equity market decelerated in 2024, largely due to secondary market volatility and more stringent IPO policies. With the intensive introduction of policies to boost the capital market and encourage M&A, the exit channels of the private equity market are expected to be more accessible, providing more opportunities for developing new exit channels such as M&A and secondary transaction.

Actions and Achievements

As of December 31, 2024, the AUM of CICC Capital Management, the Company's private equity business reached RMB457.6 billion, further consolidating our leading position in the market. In 2024, the Company successfully closed fundraising of several direct investment funds and FoFs against the market downward trend, and cooperated with local governments, corporates, financial institutions, etc., to establish funds of great strategic significance, such as CICC Genesis Fund II (中金啟元二期科創母基金), Sichuan Provincial Advanced Manufacturing Industry Guidance Fund (四川省先進製造投資引導基金), and Western (Chongqing) Science City Fund (西部(重慶)科學城基金), providing long-term venture capital to advance national strategic priorities. Focusing on the "five priorities" of technology finance, green finance, inclusive finance, pension finance and digital finance, we continued to enhance our knowledge in diverse high-technology sectors such as digital economy, advanced manufacturing, new energy, new materials, and healthcare. We have empowered investors and portfolio companies, and supported the growth of companies with long-term capital. The number of listed invested companies was in a leading position, and the company has ranked among the top in the authoritative list(s) of the industry for consecutive years.

Outlook for 2025

The Company will adhere to the fundamental principle of serving the real economy, leverage private equity as a key instrument to cultivate long-term capital and foster new quality productive forces. Anchoring the Company's medium- to long-term strategic goals, CICC Capital Management will continue actively expanding the competitive edge of equity fund products, deepening collaboration with local governments and corporates, and promoting the establishment of multiple key funds. CICC Capital Management will intensify efforts to strengthen investment capabilities and pioneer innovative business models for sustained operational excellence through multifaceted initiatives. Concurrently, we will advance digital construction and value-added empowerment for both investors and portfolio companies, amplifying the systemic advantages of the investment ecosystem.

THE ASSETS UNDER MANAGEMENT OF THE GROUP

As of December 31, 2024, the size of total assets managed by different business divisions and subsidiaries of our Group is set forth as follows:

Unit: RMB in million

Items	December 31, 2024	December 31, 2023	% of change (%)
AUM in relation to fee and commission income (wholly-owned)			
Collective asset management plans	167,895	139,907	20
Segregated asset management plans	432,660	460,245	-6
Special asset management plans	166,524	172,542	-3
Mutual funds	232,558	143,412	62
Private equity investment funds	351,643	296,781	18
Subtotal	1,351,281	1,212,886	11
AUM in relation to share of profits of associates and joint ventures (jointly invested)			
Private equity investment funds	119,313	118,569	1
Non-private equity investment funds	57,267	61,717	-7
Subtotal	176,580	180,286	-2
Total	1,527,861	1,393,172	10

Note: Mutual funds mainly include public securities investment funds and private asset management plans under the management of CICC Fund Management.

(VI) Wealth Management

Market Environment

Looking back to 2024, the capital market faced both opportunities and challenges, and the market enthusiasm quickly rebounded following September 24. The trading turnover of Shanghai and Shenzhen markets altogether was RMB257.01 trillion, representing a year-on-year increase of approximately 21.45%. In a complicated yet generally favorable capital market environment, the demand for wealth management capabilities in asset allocation and value creation among residents continues to rise.

Actions and Achievements

In 2024, wealth management institutions strengthened customer companionship and focused on both investment and advisory services. Wealth management institutions supported residents in making long-term investment and reduced short-term fluctuations through advisory-based investment services and asset allocation, with a core emphasis on retaining customers' assets. Through asset allocation, financial product AUM has grown for five consecutive years to nearly RMB370 billion, and the advisory-based system of 50-series (50系列) products and services has been continuously improved, with the AUM growing to nearly RMB87.0 billion, reaching a new high. As one of the first batch of securities firms to launch cross-border wealth management connect services, the Company adhered to the service concept of "One CICC" (中金一家) to provide high-quality one-stop cross-border wealth management services to qualified investors in the Greater Bay Area. The Company continued to increase the promotion of inclusive financial products, with the AUM of "Mutual Fund 50" increasing by 139% as compared with the end of last year, and the penetration rate of innovative personal trading services such as "Stock 50" (股票50), "ETF50" and "Stock T0" (股票T0) continued to increase. These innovative trading services cumulatively covered more than 350,000 customers, with signed customer assets exceeding RMB250 billion.

Always putting customers first, we provided comprehensive and considerate services to clients, and promoted inclusive finance to the next level. The Company served a wider customer base through an omni-channel and multi-scenario customer acquisition model. The total number of CICC wealth management customers was nearly 8.5 million, and the total asset value of customer accounts was RMB3.18 trillion. The Company continued to strengthen investor education, and was once again awarded the "A" grade in the 2023-2024 investor education evaluation announced by the Securities Association of China. We continued to build a high-quality "online + offline" brand activity matrix, and carried out offline activities of nine major brands, with nearly 5,000 offline events. More than 15 million people watched the live broadcasting.

We continued to implement the SMART digital intelligence strategy and expanded the boundaries of digital services. We have upgraded APP, E-SPACE, and RITAs, the advisory-based digital platform. The APP has been upgraded to version 11.0, becoming one of the first batch of securities trading APPs supporting HarmonyOS native system in the industry. We embraced new quality productive forces, such as AIGC, and to empower investment advisors to enhance their operational efficiency. We strived to strengthen the self-reliance and self-improvement of high-level technologies to safeguard the system, so that our fintech capabilities were at the forefront of the industry. In 2024, the E-Space platform won the FinTech Development Award from the People's Bank of China, and CICC Wealth Management was awarded the FinTech Development Award by the People's Bank of China for the third consecutive year.

Outlook for 2025

Looking forward to 2025, for wealth management business, the Company will continue to support the “five priorities” of technology finance, green finance, inclusive finance, pension finance and digital finance. We will maintain strategic focus on the transformation towards advisory-based investment services. As clients’ risk appetites recover, we will actively seize market opportunities by implementing four major initiatives of “expanding market share, enhancing quality and efficiency, consolidating strengths, and strengthening management”, so as to build an international first-class wealth management institution worthy of customers’ trust, and work with customers to achieve greater personal and social value. In terms of better servicing market demand, we will enhance the scale of inclusive finance, and continue to achieve large-scale and high-quality acquisition of new customers. In terms of enhancing quality and efficiency, we will adopt both traditional and innovative methods to enhance the quality and efficiency of customer services. In terms of consolidating strengths, we will consolidate the position as a leader in advisory-based investment services and global asset allocation, and support comprehensive reform of investment and financing in the capital market as well as China’s high-level opening-up. In terms of strengthening management, we will develop first-class organizational capabilities in the industry.

(VII) Research

Our research team covers global markets and serves clients both at home and abroad through our offices and platforms across the world. The scope of our research products and investment analysis spans not just macro economy and market strategy, but also fixed income, financial engineering, asset allocation, equities, commodities, and foreign exchange. As of December 31, 2024, our research team consisted of nearly 400 highly experienced professionals, covering more than 40 sectors and over 1,800 companies listed on stock exchanges in Chinese mainland, Hong Kong SAR, New York, Singapore, Frankfurt, London, and Paris.

CICC Research has won recognition from domestic and international investors for its independent, unbiased, and insightful research products. In 2024, we issued more than 16,000 research reports in Chinese and/or foreign languages. On top of numerous sector and company reports, we also published multiple thematic reports, including *Alconomics: A Perspective of Scale* (AI經濟學, Chinese version) and reports on new macro and strategy research (新宏觀策略研究, Chinese version), consumer-related sectors (數說消費, Chinese version), REITs research (中金REITs研究, Chinese version), country research (國別研究, Chinese version), and embodied intelligence (具身智能, Chinese version). These research products have showcased our profound understanding of China's economy and capital market. The superior depth and extensive coverage of our research reports have earned us the reputation as the "China Expert". In 2024, we hosted multiple high-quality, large-scale forums and conferences to analyze hot topics in the capital market and macro policy trends, which gained extensive attention and praise from institutional clients. These events include *CICC Global Investment Conference, The New Paradigm and New Macroeconomy: CICC Investment Strategy Conference 2H24, New Quality Productivity: Closed-door Meeting of Listed Companies (Chengdu, 2024), Innovation and Global Expansion: Keys to Success in Industry Reshaping (The Fourth CICC Healthcare Industry Summit), Domestic Innovation and Global Expansion: CICC Consumer Sector Summit 2024, and Ride the Tide of Change: CICC Annual Investment Strategy Conference 2024*.

The CICC Global Institute (CGI) has worked diligently to improve its social influence and build a strong, comprehensive brand name for public policy research. In 2024, CGI held four quarterly macro forums: *Evolving Labour Market Dynamics: Employment in a New Age, China-India New Economy Dialogue: Digital and Green Development, Finance for Innovation: International Forum on Technology Finance in Yangtze River Delta, and Emerging Mission of Green and Low-carbon Transitions: Aligning Green Industrialization with Climate Agenda*. In addition, CGI published four English books for readers across the world: *The Rise of China's Innovation Economy, Building an Olive-Shaped Society: Economic Growth, Income Distribution and Public Policies in China, The Reshaping of China's Industry Chains, and The Belt and Road Initiative at Ten*. CGI also offered "China solutions" to green finance through collaboration and communication with international organizations such as G20, China Council for International Cooperation on Environment and Development, and Asia Pacific Energy Research Centre. Moreover, CGI conducted field research on rural revitalization for the fourth consecutive year and published a thematic report on this topic, *Listening to the Wind on the Ridge* (壟上聽風, Chinese version). As a think tank, CGI served as a bridge between policymakers, market participants and various other institutions. It supported China's development in key areas and continued to undertake many public policy research projects and provide relevant services.

(VIII) Other Explanations

There was no major change in the Company's operation and no matter that had or expected to have a significant impact on the Company's principal operations during the Reporting Period. There is no significant change in the composition of profits or the source of profits due to non-principal business.

IV. ANALYSIS ON PRINCIPAL OPERATIONS AND FINANCIAL STATEMENTS

(I) Profitability Analysis of Our Group

In 2024, the Group consistently seized opportunities amid challenges, pursued breakthroughs amid transformations, and took solid strides toward building a first-class investment bank. Our investment banking business maintained industry leadership in global equity financing for Chinese enterprises and cross-border M&A transactions in China. The equities business improved both client coverage and market share, facilitating cross-border capital flows. FICC business precisely captured investment opportunities in the bond market. The private equity business maintained absolute dominance with fundraising size growing against market downturn. Asset management business sustained steady scale expansion and wealth management business continued its robust development trajectory.

In 2024, the Group realized total revenue and other income of RMB33,171.6 million, representing a decrease of RMB2,274.6 million or 6.4% compared with that in 2023. In 2024, the Group realized profit attributable to shareholders of the parent company of RMB5,694.3 million, representing a decrease of RMB461.8 million or 7.5% compared with that in 2023. In 2024, the Group realized earnings per share of RMB1.035, representing a decrease of 9.1% compared with that in 2023. The weighted average return on net assets was 5.5%, representing a decrease of 0.9 percentage point compared with that in 2023.

(II) Asset Structure and Quality

As of December 31, 2024, total assets of the Group amounted to RMB67,471.58 million, representing an increase of RMB5,409.2 million or 8.1% compared with that at the end of 2023. Total liabilities of the Group amounted to RMB55,909.42 million, representing an increase of RMB3,968.5 million or 7.6% compared with that at the end of 2023. The Group's total equity attributable to shareholders of the parent company amounted to RMB11,347.6 million, representing an increase of RMB1,744.3 million or 10.3% compared with that at the end of 2023. After deducting accounts payable to brokerage clients and to underwriting clients of RMB10,668.4 million, the adjusted total assets of the Group amounted to RMB57,407.4 million; the adjusted total liabilities amounted to RMB45,842.57 million; the gearing ratio was 79.9%, decreased by 0.8 percentage point from 80.6% at the end of 2023; the operating leverage ratio⁷ was 5.0 times, representing a decrease of 0.2 time compared with 5.2 times at the end of 2023.

As of December 31, 2024, the Group's financial assets at fair value through profit or loss and derivative financial assets totalled RMB29,544.2 million, accounting for 43.8% of the total assets; equity instruments at fair value through other comprehensive income amounted to RMB7,863.9 million, accounting for 1.2% of the total assets; debt instruments at fair value through other comprehensive income amounted to RMB8,901.9 million, accounting for 12.6% of the total assets; cash and bank balances and cash held on behalf of clients totalled RMB15,975.0 million, accounting for 23.3% of the total assets; receivable from margin clients and reverse REPOs totalled RMB6,619.25 million, accounting for 9.8% of the total assets; investments in associates and joint ventures amounted to RMB1,006.3 million, accounting for 0.1% of the total assets; other assets amounted to RMB6,334.1 million, accounting for 9.2% of the total assets.

⁷ Operating leverage ratio = (total assets – accounts payable to brokerage clients and to underwriting clients)/total equity attributable to shareholders of the parent company

As of December 31, 2024, most of the Group's liabilities were current liabilities. Accounts payable to brokerage clients and to underwriting clients totally amounted to RMB100,668.4 million, accounting for 18.0% of the total liabilities; REPOs amounted to RMB94,562.0 million, accounting for 16.9% of the total liabilities; placements from financial institutions, short-term debt securities issued and long-term debt securities issued due within one year totalled RMB98,774.4 million, accounting for 17.7% of the total liabilities; financial liabilities at fair value through profit or loss and derivative financial liabilities totalled RMB39,194.6 million, accounting for 7.0% of the total liabilities; long-term debt securities issued amounted to RMB106,609.3 million, accounting for 19.1% of the total liabilities; other liabilities amounted to RMB119,285.4 million, accounting for 21.3% of the total liabilities.

(III) Cash Flows

In 2024, excluding the impacts of changes in cash held on behalf of clients, a net decrease in cash and cash equivalents of the Group amounted to RMB8,470.6 million, representing a decrease of RMB5,581.2 million or 39.7% compared with a net decrease in cash and cash equivalents of RMB14,051.8 million in 2023. The net changes in cash and cash equivalents are mainly generated from the following daily activities:

- net cash generated from operating activities amounted to RMB24,240.1 million in 2024, representing a change from the net cash used of RMB2,422.3 million in 2023. Such a change in the net cash flow from operating activities was mainly attributable to a turn from the reduction in scale of accounts payable to brokerage clients in 2023 to an expansion in scale in 2024, a narrowed decline in placements from financial institutions as compared with that in 2023 and a change from the net cash inflow in 2023 to a net cash outflow associated with trade payables for derivative transactions;
- net cash used in investing activities amounted to RMB24,313.1 million in 2024, representing a change from the net cash generated of RMB2,081.9 million in 2023. The change was mainly attributable to an increase in the cash outflow associated with purchase of investments, which was partially offset by an increase in cash receipts from disposal of investments;
- net cash used in financing activities amounted to RMB8,397.6 million in 2024, representing a decrease of RMB5,313.8 million or 38.8% as compared with the net cash used of RMB13,711.5 million in 2023. The decrease was mainly attributable to a decrease in redemption of debt securities issued, which was partially offset by a reduction in proceeds from the issuance of debt securities.

(IV) Financing Channels and Capability

Our Group constantly broadens and diversifies its funding channels to optimize the liability structure. The funding instruments of our Group include corporate bonds, medium-term note program, bank loans, commercial papers, beneficiary certificates, transfer of right to income, inter-bank borrowing, REPOs, etc.

In addition, our Group may finance through follow-on offerings, rights issues and other ways according to market conditions and business needs.

(V) Operating Revenue and Profit Analysis

1. Analysis of Items in Statement of Profit or Loss

Summary of Financial Performance

In 2024, the Group realized a profit of RMB5,694.3 million, representing a year-on-year decrease of 7.5%. The financial performance of the Group is summarized as follows:

Unit: RMB in million

Items	2024	2023	Change	% of change
Revenue				
Fee and commission income	12,571.1	13,830.3	(1,259.1)	(9.1%)
Interest income	8,712.6	9,405.4	(692.7)	(7.4%)
Investment income	10,120.7	10,555.9	(435.2)	(4.1%)
Total revenue	31,404.5	33,791.5	(2,387.0)	(7.1%)
Other income	1,767.1	1,654.7	112.4	6.8%
Total revenue and other income	33,171.6	35,446.2	(2,274.6)	(6.4%)
Total expenses	26,354.6	28,657.8	(2,303.2)	(8.0%)
Share of (losses)/profits of associates and joint ventures	(12.1)	34.6	(46.7)	N/A
Profit before income tax	6,804.9	6,823.0	(18.1)	(0.3%)
Income tax expense	1,130.6	659.3	471.3	71.5%
Profit for the year	5,674.3	6,163.6	(489.3)	(7.9%)
Profit attributable to shareholders of the parent company	5,694.3	6,156.1	(461.8)	(7.5%)

Revenue Breakdown

In 2024, the Group's revenue decreased by 7.1% to RMB31,404.5 million compared with that in 2023. Fee and commission income accounted for 40.0% of total revenue, representing a year-on-year decrease of 0.9 percentage point; interest income accounted for 27.7%, representing a year-on-year decrease of 0.1 percentage point; investment income accounted for 32.3%, representing a year-on-year increase of 1.0 percentage point. A breakdown of the Group's revenue is presented as follows:

Items	2024	2023	Change
Fee and commission income	40.0%	40.9%	Decreased by 0.9 percentage point
Interest income	27.7%	27.8%	Decreased by 0.1 percentage point
Investment income	32.3%	31.3%	Increased by 1.0 percentage point
Total	100.0%	100.0%	

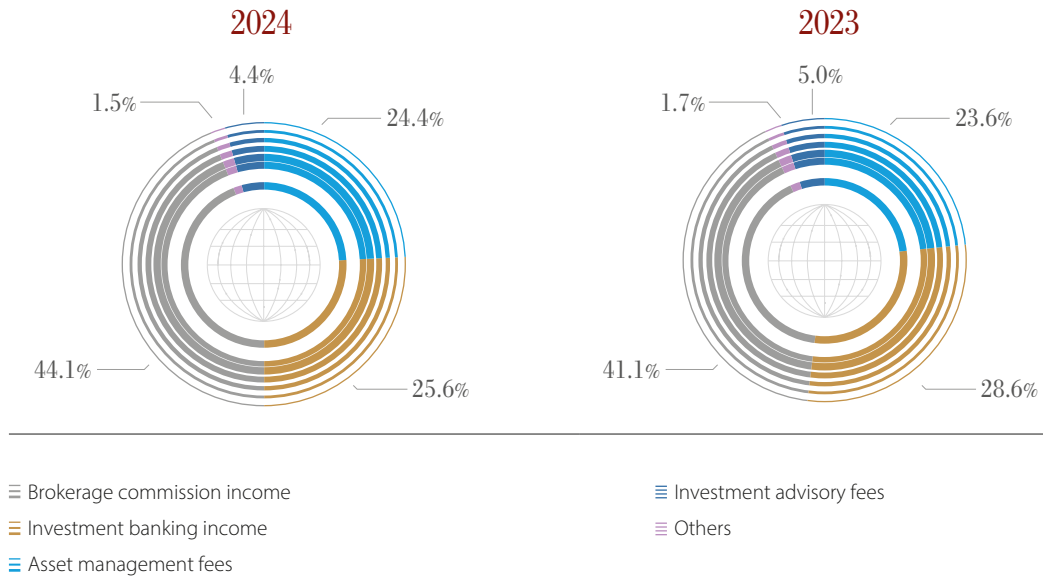
Fee and Commission Income and Expenses

In 2024, the Group realized a net fee and commission income of RMB10,851.8 million, representing a year-on-year decrease of RMB1,236.6 million or 10.2%. A breakdown of the Group's fee and commission income and expenses is presented as follows:

Unit: RMB in million

Items	2024	2023	Change	% of change
Fee and commission income				
Brokerage commission income	5,541.8	5,685.4	(143.6)	(2.5%)
Investment banking income	3,214.7	3,959.2	(744.5)	(18.8%)
Underwriting and sponsoring fees from equity financing	1,340.8	2,121.4	(780.6)	(36.8%)
Underwriting and sponsoring fees from debt and structured financing	957.4	1,091.3	(133.9)	(12.3%)
Financial advisory fees	916.5	746.5	169.9	22.8%
Asset management fees	3,068.1	3,267.0	(198.9)	(6.1%)
Asset management and mutual funds	1,635.8	1,551.9	83.9	5.4%
Private equity investment funds	1,432.3	1,715.1	(282.8)	(16.5%)
Investment advisory fees	553.8	685.4	(131.5)	(19.2%)
Others	192.7	233.2	(40.5)	(17.4%)
Total fee and commission income	12,571.1	13,830.3	(1,259.1)	(9.1%)
Fee and commission expenses	1,719.4	1,741.9	(22.5)	(1.3%)
Net fee and commission income	10,851.8	12,088.4	(1,236.6)	(10.2%)

The charts below set forth the composition of the Group’s fee and commission income:



The structure of the Group’s fee and commission income is presented as follows:

Items	2024	2023	Change
Brokerage commission income	44.1%	41.1%	Increased by 3.0 percentage points
Investment banking income	25.6%	28.6%	Decreased by 3.1 percentage points
Asset management fees	24.4%	23.6%	Increased by 0.8 percentage point
Investment advisory fees	4.4%	5.0%	Decreased by 0.5 percentage point
Others	1.5%	1.7%	Decreased by 0.2 percentage point
Total	100.0%	100.0%	

Brokerage commission income amounted to RMB5,541.8 million, representing a year-on-year decrease of RMB143.6 million or 2.5%.

Investment banking income amounted to RMB3,214.7 million, representing a year-on-year decrease of RMB744.5 million or 18.8%; Investment banking income included underwriting and sponsoring fees from equity financing and from debt and structured financing and financial advisory fees. The underwriting and sponsoring fees amounted to RMB2,298.2 million, representing a year-on-year decrease of RMB914.5 million or 28.5%; of which, underwriting and sponsoring fees from equity financing decreased by RMB780.6 million or 36.8%, mainly due to a decrease in revenue associated with equity financing transactions such as IPOs on the A-share Main Board and on the STAR Market and follow-on offerings; underwriting and sponsoring fees from debt and structured financing decreased by RMB133.9 million, or 12.3%, mainly due to a decrease in revenue related to debt and structured financing transactions such as policy bank bonds, government bonds and overseas convertible bonds. Financial advisory fees amounted to RMB916.5 million, representing a year-on-year increase of RMB169.9 million or 22.8%, mainly due to an increase in fees from financial advisory services for M&A and debt restructuring.

Asset management fees amounted to RMB3,068.1 million, representing a year-on-year decrease of RMB198.9 million or 6.1%. Asset management fees consisted of fees from asset management business, mutual fund management business and private equity investment fund management business. In addition to asset management fees, a portion of the Group's share of profits of associates and joint ventures was generated from the AUM of the fund management companies jointly-invested by the Group.

Investment advisory fees amounted to RMB553.8 million, representing a year-on-year decrease of RMB131.5 million or 19.2%, mainly due to a decline in demands for research services and for investment advisory services of trusts and private equity, resulting in a corresponding decrease in investment advisory fees.

Fee and commission expenses amounted to RMB1,719.4 million, representing a year-on-year decrease of RMB22.5 million or 1.3%.

Interest Income and Expenses

In 2024, the Group incurred net interest expenses of RMB1,390.1 million, among which interest income amounted to RMB8,712.6 million, representing a year-on-year decrease of 7.4%, and interest expenses amounted to RMB10,102.7 million, representing a year-on-year decrease of 5.9%. A breakdown of the Group's interest income and expenses is presented as follows:

Unit: RMB in million

Items	2024	2023	Change	% of change
Interest income				
Interest income from financial institutions	3,349.5	3,419.9	(70.4)	(2.1%)
Interest income from margin financing and securities lending	2,194.3	2,743.7	(549.4)	(20.0%)
Interest income from reverse REPOs	665.1	773.1	(108.1)	(14.0%)
Interest income from financial assets at fair value through other comprehensive income	2,025.0	1,700.8	324.2	19.1%
Others	478.7	767.8	(289.0)	(37.6%)
Total interest income	8,712.6	9,405.4	(692.7)	(7.4%)
Interest expenses				
Interest expenses on accounts payable to brokerage clients	290.3	366.7	(76.5)	(20.9%)
Interest expenses on REPOs	1,942.2	1,358.4	583.8	43.0%
Interest expenses on placements from financial institutions	866.2	2,204.9	(1,338.7)	(60.7%)
Interest expenses on debt securities issued	5,736.4	5,512.1	224.3	4.1%
Interest expenses on lease liabilities	138.2	88.4	49.8	56.3%
Others	1,129.5	1,209.5	(80.1)	(6.6%)
Total interest expenses	10,102.7	10,740.1	(637.4)	(5.9%)
Net interest expenses	(1,390.1)	(1,334.8)	(55.3)	4.1%

Interest income from financial institutions amounted to RMB3,349.5 million, representing a year-on-year decrease of RMB70.4 million or 2.1%.

Interest income from margin financing and securities lending amounted to RMB2,194.3 million, representing a year-on-year decrease of RMB549.4 million or 20.0%, mainly due to a shrinkage in average scale of the Group's margin financing and securities lending business compared with that in 2023, resulting in a corresponding decrease in interest income.

Interest income from reverse REPOs amounted to RMB665.1 million, representing a decrease of RMB108.1 million or 14.0% compared with that in 2023, mainly due to a drop in average scale of the Group's bond outright repurchase business compared with that in 2023.

Interest income from financial assets at fair value through other comprehensive income amounted to RMB2,025.0 million, representing an increase of RMB324.2 million or 19.1% compared with that in 2023, mainly due to an expansion in average scale of the Group's position in bonds at fair value through other comprehensive income.

Interest expenses amounted to RMB10,102.7 million, representing a decrease of RMB637.4 million or 5.9% compared with that in 2023.

Investment Income

In 2024, the Group realized an investment income of RMB10,120.7 million, representing a decrease of RMB435.2 million or 4.1% compared with that in 2023. A breakdown of the Group's investment income is presented as follows:

Unit: RMB in million

Items	2024	2023	Change	% of change
Investment income				
Dividend income from financial assets at fair value through other comprehensive income	174.5	–	174.5	N/A
Net gains/(losses) from disposal of financial assets at fair value through other comprehensive income	500.6	(132.3)	632.9	N/A
Net gains from financial instruments at fair value through profit or loss and from derivative financial instruments	9,443.8	10,688.2	(1,244.5)	(11.6%)
– Equity investments	4,174.6	6,601.0	(2,426.3)	(36.8%)
– Debt investments	3,603.7	3,963.9	(360.3)	(9.1%)
– Other investments	1,665.5	123.3	1,542.1	1,250.5%
Others	1.9	0.0	1.9	105,719.3%
Total	10,120.7	10,555.9	(435.2)	(4.1%)

Dividend income from financial assets at fair value through other comprehensive income amounted to RMB174.5 million. It was the dividend income arising from non-trading equity instruments held by the Group.

Net gains from disposal of financial assets at fair value through other comprehensive income amounted to RMB500.6 million. Its variation from the net losses in 2023 was primarily attributable to an enlarged scale of the Group's disposition of domestic bonds at fair value through other comprehensive income amid a favorable domestic bond market in 2024, resulting in a corresponding increase in the gains associated with the disposals.

Net gains from financial instruments at fair value through profit or loss and from derivative financial instruments totalled RMB9,443.8 million, representing a decrease of RMB1,244.5 million or 11.6% compared with that in 2023, and were from the following categories of investments:

- Net gains from equity investments decreased by RMB2,426.3 million or 36.8% compared with that in 2023, mainly due to a shrinkage in scale of the Group's OTC derivatives business under the impact of a decline in client demands, resulting in a corresponding drop of net gains from investments;
- Net gains from debt investments decreased by RMB360.3 million or 9.1% compared with that in 2023;
- Net gains from other investments increased by RMB1,542.1 million or 1,250.5% compared with that in 2023, mainly due to the change from a net loss arising from investments in mutual funds in 2023 to a net gain in 2024.

Operating Expenses

In 2024, the Group's operating expenses (excluding fee and commission expenses and interest expenses, the same below) amounted to RMB14,532.5 million, representing a decrease of RMB1,643.3 million or 10.2% compared with that in 2023. A breakdown of the Group's operating expenses is presented as follows:

Unit: RMB in million

Items	2024	2023	Change	% of change
Operating expenses				
Staff costs	9,436.9	10,685.5	(1,248.5)	(11.7%)
Depreciation and amortization expenses	1,907.2	1,771.7	135.5	7.6%
Tax and surcharges	79.7	87.2	(7.4)	(8.5%)
Other operating expenses and costs	3,012.1	3,626.4	(614.2)	(16.9%)
Provision for impairment losses under expected credit loss model	74.5	5.0	69.5	1,381.7%
Provision for impairment losses on other assets	22.0	–	22.0	N/A
Total	14,532.5	16,175.7	(1,643.3)	(10.2%)

Staff costs amounted to RMB9,436.9 million, representing a decrease of RMB1,248.5 million or 11.7% compared with that in 2023, mainly due to a decline in the Group's operating performance compared with that in 2023 and the corresponding decrease in staff costs.

Depreciation and amortization expenses amounted to RMB1,907.2 million, representing an increase of RMB135.5 million or 7.6% compared with that in 2023, mainly due to increases in the depreciation of right-of-use assets and of property and equipment and in the amortisation of intangible assets.

Tax and surcharges amounted to RMB79.7 million, representing a decrease of RMB7.4 million or 8.5% compared with that in 2023, mainly due to a decrease in the Group's taxable revenue in connection with value-added tax, resulting in a corresponding decline in urban construction and maintenance tax, educational surtax and local educational surtax.

Other operating expenses and costs amounted to RMB3,012.1 million, representing a decrease of RMB614.2 million or 16.9% compared with that in 2023, mainly due to decreases in business development expenses, travelling and transportation expenses and professional service fees.

Provision for impairment losses under expected credit loss model amounted to RMB74.5 million, representing an increase of RMB69.5 million or 1,381.7% compared with that in 2023. The increase was mainly attributable to a variation in the impairment losses for accounts receivable and debt instruments at fair value through other comprehensive income from a reversal in 2023 to a provision in 2024.

Provision for impairment losses on other assets amounted to RMB22.0 million, representing the impairment losses for leasehold improvements for the year.

2. Segment Results

The Group has six principal business segments: Investment Banking, Equities, FICC, Asset Management, Private Equity and Wealth Management. The segment Others mainly comprises of other business departments, and middle and back offices.

Unit: RMB in million

Items	2024	2023	Change	% of change
Investment Banking				
Segment revenue and other income	2,822.2	3,664.8	(842.6)	(23.0%)
Fee and commission income	2,663.9	3,199.4	(535.6)	(16.7%)
Interest income	4.5	10.0	(5.5)	(54.9%)
Investment income	151.1	446.7	(295.5)	(66.2%)
Other income	2.7	8.7	(6.0)	(69.4%)
Interest expenses	(181.9)	(244.8)	62.9	(25.7%)
Revenue and other income after interest	2,640.2	3,420.0	(779.8)	(22.8%)
Non-interest expenses⁽¹⁾	2,210.6	3,228.5	(1,017.8)	(31.5%)
Profit before income tax	429.6	191.5	238.1	124.3%
Segment margin⁽²⁾	15.2%	5.2%	Increased by 10.0 percentage points	

Unit: RMB in million

Items	2024	2023	Change	% of change
Equities				
Segment revenue and other income	7,489.8	10,067.3	(2,577.5)	(25.6%)
Fee and commission income	1,438.2	1,741.9	(303.6)	(17.4%)
Interest income	1,042.6	1,598.5	(555.8)	(34.8%)
Investment income	4,099.0	5,374.7	(1,275.7)	(23.7%)
Other income	909.9	1,352.3	(442.4)	(32.7%)
Interest expenses	(2,794.4)	(4,537.8)	1,743.4	(38.4%)
Revenue and other income after interest	4,695.4	5,529.5	(834.1)	(15.1%)
Non-interest expenses⁽¹⁾	1,376.9	1,692.4	(315.5)	(18.6%)
Profit before income tax	3,318.4	3,837.1	(518.7)	(13.5%)
Segment margin⁽²⁾	44.3%	38.1%	Increased by 6.2 percentage points	

Items	2024	2023	Change	% of change
FICC				
Segment revenue and other income	7,935.6	6,002.0	1,933.6	32.2%
Fee and commission income	646.1	860.0	(213.9)	(24.9%)
Interest income	1,834.2	1,795.9	38.3	2.1%
Investment income	4,905.6	3,342.1	1,563.6	46.8%
Other income	549.7	4.0	545.7	13,684.9%
Interest expenses	(4,116.4)	(3,343.5)	(772.9)	23.1%
Revenue and other income after interest	3,819.3	2,658.5	1,160.7	43.7%
Non-interest expenses⁽¹⁾	1,093.2	1,129.0	(35.8)	(3.2%)
Profit before income tax	2,726.1	1,529.6	1,196.5	78.2%
Segment margin⁽²⁾	34.4%	25.5%	Increased by 8.9 percentage points	

The significant increase of other income of FICC as compared with that in 2023 was primarily resulted from changes in gains and losses from foreign exchange derivative transactions for the purpose of mitigating the foreign exchange exposure under the effect of exchange rate fluctuations.

Unit: RMB in million

Items	2024	2023	Change	% of change
Asset Management				
Segment revenue and other income	1,360.0	1,203.7	156.3	13.0%
Fee and commission income	1,244.3	1,176.2	68.1	5.8%
Interest income	37.6	27.1	10.5	38.9%
Investment income/(losses)	72.9	(7.7)	80.7	N/A
Other income	5.2	8.2	(3.0)	(36.5%)
Interest expenses	(116.1)	(134.6)	18.5	(13.7%)
Revenue and other income after interest	1,244.0	1,069.2	174.8	16.3%
Non-interest expenses⁽¹⁾	820.4	912.5	(92.1)	(10.1%)
Share of profits of associates and joint ventures	9.7	1.0	8.7	864.4%
Profit before income tax	433.3	157.7	275.6	174.7%
Segment margin⁽²⁾	31.9%	13.1%	Increased by 18.8 percentage points	

The variation of investment income of Asset Management from investment losses in 2023 was primarily attributable to the variation from net losses arising from unlisted equity investments and fund investments to net gains in 2024; the significant increase in share of profits of associates and joint ventures was mainly due to an increase in share of profits of joint ventures.

Items	2024	2023	Change	% of change
Private Equity				
Segment revenue and other income	1,184.4	2,109.7	(925.3)	(43.9%)
Fee and commission income	1,482.0	1,762.3	(280.4)	(15.9%)
Interest income	0.0	0.2	(0.2)	(96.9%)
Investment (losses)/income	(307.8)	277.2	(585.1)	N/A
Other income	10.3	69.9	(59.6)	(85.3%)
Interest expenses	(258.4)	(257.1)	(1.3)	0.5%
Revenue and other income after interest	926.0	1,852.6	(926.6)	(50.0%)
Non-interest expenses⁽¹⁾	767.7	997.3	(229.6)	(23.0%)
Share of (losses)/profits of associates and joint ventures	(21.9)	71.7	(93.6)	N/A
Profit before income tax	136.4	927.0	(790.6)	(85.3%)
Segment margin⁽²⁾	11.5%	43.9%	Decreased by 32.4 percentage points	

The variation of investment losses of Private Equity from investment income in 2023 was mainly due to investment losses arising from a decline in the valuation of the Group's private equity investment funds amid the private equity market which the landscape was facing headwinds of macro uncertainties, capital market volatility and geopolitical tensions in 2024; the change from a share of profits of associates and joint ventures in 2023 to a share of losses primarily comprised of a change from such share of profits of associates to a share of losses and a decrease in share of profits of joint ventures.

Unit: RMB in million

Items	2024	2023	Change	% of change
Wealth Management				
Segment revenue and other income	10,180.9	9,714.1	466.7	4.8%
Fee and commission income	5,237.2	5,313.8	(76.6)	(1.4%)
Interest income	3,982.7	3,955.5	27.2	0.7%
Investment income	808.7	310.1	498.6	160.8%
Other income	152.3	134.7	17.6	13.0%
Interest expenses	(2,184.5)	(1,927.3)	(257.2)	13.3%
Revenue and other income after interest	7,996.4	7,786.9	209.5	2.7%
Non-interest expenses⁽¹⁾	6,307.1	5,684.4	622.8	11.0%
Share of profits/(losses) of associates and joint ventures	0.2	(38.0)	38.2	N/A
Profit before income tax	1,689.4	2,064.5	(375.0)	(18.2%)
Segment margin⁽²⁾	16.6%	21.3%	Decreased by 4.7 percentage points	

Investment income of Wealth Management grew significantly compared with that in 2023, primarily due to a growth in net gains from debt investments; the change from a share of losses of associates and joint ventures in 2023 to a share of profits was primarily attributable to a change from such share of losses of joint ventures to a share of profits.

Items	2024	2023	Change	% of change
Others⁽³⁾				
Segment revenue and other income	2,198.7	2,684.5	(485.8)	(18.1%)
Fee and commission income	(140.5)	(223.4)	82.9	(37.1%)
Interest income	1,811.0	2,018.2	(207.2)	(10.3%)
Investment income	391.1	812.8	(421.7)	(51.9%)
Other income	137.1	76.9	60.2	78.3%
Segment expenses	4,126.9	4,568.8	(441.9)	(9.7%)
Share of losses of associates and joint ventures	(0.1)	(0.1)	(0.0)	24.9%
Loss before income tax	(1,928.3)	(1,884.3)	(44.0)	2.3%

(1) Non-interest expenses include fee and commission expenses, staff costs, depreciation and amortization expenses, tax and surcharges, other operating expenses and costs, impairment losses under expected credit loss model and impairment losses on other assets.

(2) Segment margin = profit before income tax/segment revenue and other income.

(3) The segment margin of Others is not presented as this segment incurred a loss before income tax in the relevant years.

(VI) Analysis of Items in Statement of Financial Position

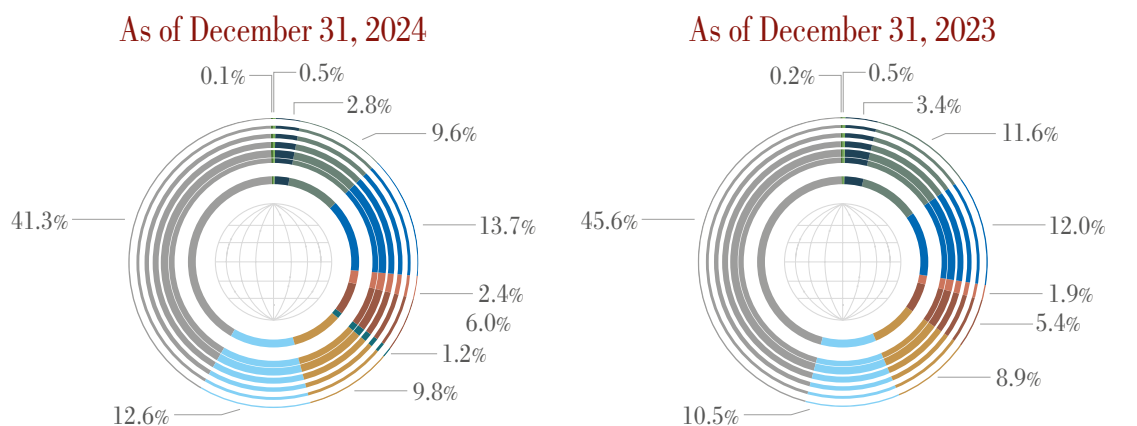
1. Items of Assets

As of December 31, 2024, the Group's total assets amounted to RMB674,715.8 million, representing a year-on-year increase of RMB50,409.2 million or 8.1%. Excluding the impact of accounts payable to brokerage clients and to underwriting clients, the Group's adjusted total assets as of December 31, 2024 amounted to RMB574,047.4 million, representing a year-on-year increase of RMB32,051.8 million or 5.9%. A breakdown of the Group's assets is presented as follows:

Unit: RMB in million

Items	December 31, 2024	December 31, 2023	Change	% of change
Property and equipment and intangible assets	3,317.5	3,203.9	113.6	3.5%
Interests in associates and joint ventures	1,006.3	1,076.1	(69.8)	(6.5%)
Financial assets at fair value through profit or loss	278,974.8	284,681.3	(5,706.4)	(2.0%)
Debt instruments at fair value through other comprehensive income	84,901.9	65,619.1	19,282.7	29.4%
Equity instruments at fair value through other comprehensive income	7,863.9	–	7,863.9	N/A
Receivable from margin clients and reverse REPOs	66,192.5	55,731.0	10,461.6	18.8%
Accounts receivable	40,307.6	34,009.5	6,298.1	18.5%
Derivative financial assets	16,467.2	12,005.4	4,461.8	37.2%
Cash held on behalf of clients	92,486.2	74,851.0	17,635.2	23.6%
Cash and bank balances	64,488.9	72,135.8	(7,646.9)	(10.6%)
Others	18,709.1	20,993.6	(2,284.6)	(10.9%)
Total	674,715.8	624,306.6	50,409.2	8.1%

The charts below set forth the composition of the Group's assets as of the dates indicated:



- Property and equipment and intangible assets
- Interests in associates and joint ventures
- Financial assets at fair value through profit or loss
- Debt instruments at fair value through other comprehensive income
- Receivable from margin clients and reverse REPOs
- Equity instruments at fair value through other comprehensive income
- Accounts receivable
- Derivative financial assets
- Cash held on behalf of clients
- Cash and bank balances
- Others

Investments

The Group's investments consisted of debt instruments at fair value through other comprehensive income, equity instruments at fair value through other comprehensive income, interests in associates and joint ventures, financial assets at fair value through profit or loss and derivative financial assets.

As of December 31, 2024, total investments of the Group amounted to RMB389,214.1 million, representing a year-on-year increase of RMB25,832.3 million or 7.1%. A breakdown of the Group's investments is presented as follows:

Unit: RMB in million

Items	December 31, 2024	December 31, 2023	Change	% of change
Debt instruments at fair value through other comprehensive income	84,901.9	65,619.1	19,282.7	29.4%
Equity instruments at fair value through other comprehensive income	7,863.9	–	7,863.9	N/A
Interests in associates and joint ventures	1,006.3	1,076.1	(69.8)	(6.5%)
Financial assets at fair value through profit or loss	278,974.8	284,681.3	(5,706.4)	(2.0%)
Derivative financial assets	16,467.2	12,005.4	4,461.8	37.2%
Total	389,214.1	363,381.9	25,832.3	7.1%

Financial Assets at Fair Value through Other Comprehensive Income

The Group's financial assets at fair value through other comprehensive income include debt instruments and equity instruments.

Debt instruments at fair value through other comprehensive income are bond investments. As of December 31, 2024, the carrying amount of such assets amounted to RMB84,901.9 million, accounting for 12.6% of the Group's total assets which represented a year-on-year increase of RMB19,282.7 million or 29.4%, mainly due to an increase in the Group's position in bonds.

The Group newly acquired equity instruments at fair value through other comprehensive income in 2024, which are non-trading public REITs and stocks held by the Group. As of December 31, 2024, the carrying amount of such assets amounted to RMB7,863.9 million, accounting for 1.2% of the Group's total assets.

Interests in Associates and Joint Ventures

As of December 31, 2024, the Group's interests in associates and joint ventures amounted to RMB1,006.3 million, representing a year-on-year decrease of RMB69.8 million or 6.5% and accounting for 0.1% of the Group's total assets.

A breakdown of the Group's interests in associates and joint ventures is presented as follows:

Unit: RMB in million

Items	December 31, 2024	December 31, 2023	Change	% of change
Associates	448.1	532.0	(83.9)	(15.8%)
Joint ventures	558.2	544.1	14.1	2.6%
Total	1,006.3	1,076.1	(69.8)	(6.5%)

Financial Assets at Fair Value through Profit or Loss

As of December 31, 2024, the Group's financial assets at fair value through profit or loss amounted to RMB278,974.8 million, representing a year-on-year decrease of RMB5,706.4 million or 2.0% and accounting for 41.3% of the Group's total assets. The investment categories are listed as follows:

Unit: RMB in million

Items	December 31, 2024	December 31, 2023	Change	% of change
Equity investments				
– Hedge position held for derivative transactions	85,478.5	122,436.5	(36,958.0)	(30.2%)
– Financial assets of consolidated structured entities	3,886.6	3,296.6	590.0	17.9%
– Equity investments held directly by the Group	10,781.4	14,371.4	(3,590.0)	(25.0%)
Subtotal	100,146.6	140,104.5	(39,957.9)	(28.5%)
Debt investments				
– Financial assets of consolidated structured entities	10,940.2	11,728.0	(787.8)	(6.7%)
– Debt investments held directly by the Group	129,596.2	78,415.6	51,180.7	65.3%
Subtotal	140,536.4	90,143.6	50,392.9	55.9%
Funds and other investments				
– Hedge position held for derivative transactions	12,365.9	8,378.3	3,987.6	47.6%
– Financial assets of consolidated structured entities	2,509.5	4,625.7	(2,116.2)	(45.7%)
– Funds and other investments held directly by the Group	23,416.5	41,429.2	(18,012.7)	(43.5%)
Subtotal	38,291.8	54,433.2	(16,141.3)	(29.7%)
Total	278,974.8	284,681.3	(5,706.4)	(2.0%)

The Group's financial assets at fair value through profit or loss decreased by RMB5,706.4 million or 2.0% year on year and mainly consisted of the following categories:

- RMB17,336.3 million in financial assets of consolidated structured entities in which the Group held interests, accounting for 6.2% of the total financial assets at fair value through profit or loss. The financial assets of these consolidated structured entities included RMB3,886.6 million of equity investments, primarily listed stocks; RMB10,940.2 million of debt investments, most of which were debt securities above investment grade; and RMB2,509.5 million of funds and other investments, mainly private funds and money market funds;
- RMB97,844.4 million investments in hedge position held for derivative transactions by the Group, consisting of underlying assets under the derivatives trading agreements into which the Group had entered with its clients, accounting for 35.1% of the total financial assets at fair value through profit or loss. These underlying assets were held to hedge the market risks associated with derivative trading whereby the volatility in fair value of the underlying assets was mainly assumed by the clients and had no material impact on the Group's profit or loss;
- RMB10,781.4 million of equity investments held directly by the Group, accounting for 3.9% of the total financial assets at fair value through profit or loss, most of which were investments in the private equity investment funds and in the stocks listed on the STAR Market;
- RMB129,596.2 million of debt investments held directly by the Group, accounting for 46.5% of the total financial assets at fair value through profit or loss, most of which were debt securities above investment grade and securitized products;
- RMB23,416.5 million in funds and other investments held directly by the Group, accounting for 8.4% of the total financial assets at fair value through profit or loss, most of which were money market funds, mutual funds and wealth management products with high liquidity and low risks.

Derivative Financial Assets

As of December 31, 2024, the Group's derivative financial assets amounted to RMB16,467.2 million, representing a year-on-year increase of RMB4,461.8 million or 37.2% and accounting for 2.4% of the Group's total assets. The increase was mainly attributable to an increase in derivative financial assets under equity contracts as a result of fluctuations in valuation of the Group's OTC derivatives under the effect of changes in stock prices; meanwhile, the derivative financial assets under currency contracts and interest rate contracts increased as a result of an increase in scale of the Group's relevant derivative transactions and changes in valuation of those transactions under the effect of exchange rate and interest rate fluctuations. A breakdown of the Group's derivative financial assets is presented as follows:

Unit: RMB in million

Items	December 31, 2024	December 31, 2023	Change	% of change
Interest rate contracts	2,672.9	1,659.9	1,013.0	61.0%
Currency contracts	2,400.4	927.1	1,473.3	158.9%
Equity contracts	10,580.2	8,343.7	2,236.5	26.8%
Credit contracts	67.9	105.8	(37.8)	(35.8%)
Other contracts	745.8	968.9	(223.1)	(23.0%)
Total	16,467.2	12,005.4	4,461.8	37.2%

Receivable from Margin Clients and Reverse REPOs

As of December 31, 2024, the Group's receivable from margin clients and reverse REPOs totaled RMB66,192.5 million, representing a year-on-year increase of RMB10,461.6 million or 18.8% and accounting for 9.8% of the Group's total assets, mainly due to an enlarged scale of margin business as a result of a rise in financing demands of individual clients and due to an increase in the scale of bond-pledged repurchase business as compared with that in 2023.

Property and Equipment and Intangible Assets

As of December 31, 2024, the Group's property and equipment and intangible assets totaled RMB3,317.5 million, representing a year-on-year increase of RMB113.6 million or 3.5% and accounting for 0.5% of the Group's total assets.

A breakdown of the Group's property and equipment and intangible assets is presented as follows:

Unit: RMB in million

Items	December 31, 2024	December 31, 2023	Change	% of change
Property and equipment	2,172.4	2,112.0	60.5	2.9%
Intangible assets	1,145.1	1,091.9	53.2	4.9%
Total	3,317.5	3,203.9	113.6	3.5%

Cash Held on Behalf of Clients

The Group's cash held on behalf of clients consisted of cash held on behalf of brokerage clients and underwriting clients.

As of December 31, 2024, the Group's cash held on behalf of clients amounted to RMB92,486.2 million, representing a year-on-year increase of RMB17,635.2 million or 23.6% and accounting for 13.7% of the Group's total assets, mainly due to an increase in the balance of client money in the course of brokerage business.

Cash and Bank Balances

As of December 31, 2024, the Group's cash and bank balances amounted to RMB64,488.9 million, representing a year-on-year decrease of RMB7,646.9 million or 10.6% and accounting for 9.6% of the Group's total assets, mainly due to a decrease in self-owned funds.

2. Items of Liabilities

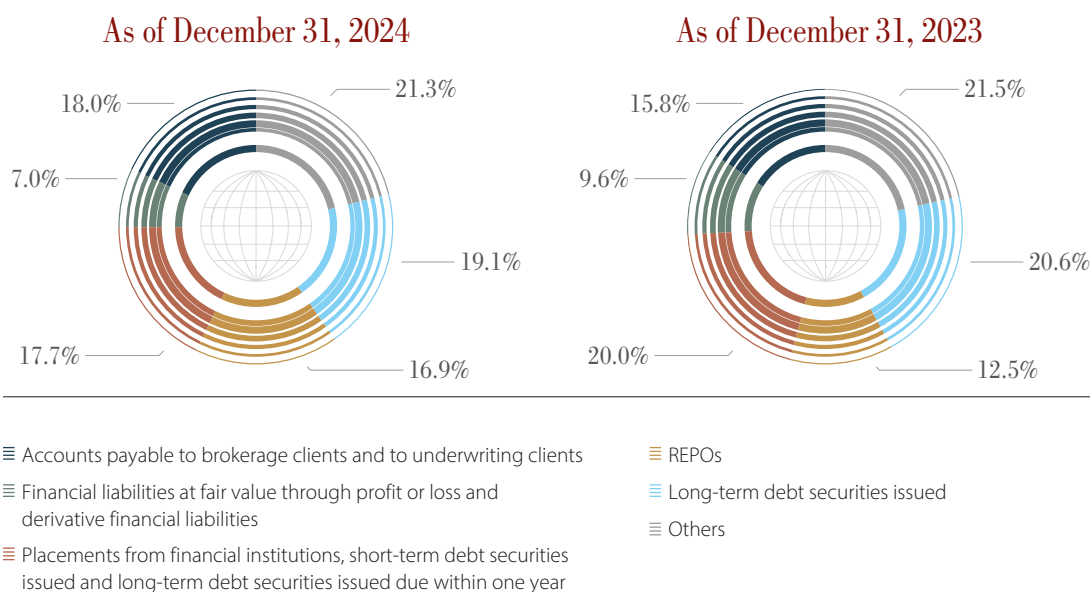
As of December 31, 2024, the Group's total liabilities amounted to RMB559,094.2 million, representing a year-on-year increase of RMB39,685.0 million or 7.6%.

Excluding the impact of accounts payable to brokerage clients and to underwriting clients, the Group's adjusted total liabilities as of December 31, 2024 amounted to RMB458,425.7 million, representing a year-on-year increase of RMB21,327.6 million or 4.9%. A breakdown of the Group's liabilities is presented as follows:

Unit: RMB in million

Items	December 31, 2024	December 31, 2023	Change	% of change
Accounts payable to brokerage clients and to underwriting clients	100,668.4	82,311.0	18,357.4	22.3%
Financial liabilities at fair value through profit or loss and derivative financial liabilities	39,194.6	50,057.8	(10,863.2)	(21.7%)
Placements from financial institutions, short-term debt securities issued and long-term debt securities issued due within one year	98,774.4	104,061.8	(5,287.4)	(5.1%)
REPOs	94,562.0	64,899.1	29,662.9	45.7%
Long-term debt securities issued	106,609.3	106,937.0	(327.6)	(0.3%)
Others	119,285.4	111,142.5	8,142.8	7.3%
Total	559,094.2	519,409.2	39,685.0	7.6%

The following charts set out the composition of the Group's liabilities as of the dates indicated:



As of December 31, 2024, the Group's accounts payable to brokerage clients amounted to RMB100,668.4 million, representing a year-on-year increase of RMB18,357.4 million or 22.3%, mainly attributable to an increase in the balance of customer funds. A breakdown of the Group's accounts payable to brokerage clients is presented as follows:

Unit: RMB in million

Items	December 31, 2024	December 31, 2023	Change	% of change
Individual clients	47,972.4	34,853.5	13,118.9	37.6%
Institutional/corporate clients	52,684.3	47,447.0	5,237.3	11.0%
Accrued interests	11.7	10.5	1.2	11.2%
Total	100,668.4	82,311.0	18,357.4	22.3%

As of December 31, 2024, the Group's financial liabilities at fair value through profit or loss and derivative financial liabilities totaled RMB39,194.6 million, representing a year-on-year decrease of RMB10,863.2 million or 21.7%. Of which, derivative financial liabilities increased by RMB1,875.7 million or 19.6% year on year, mainly due to an increase in derivative financial liabilities under interest rate contracts and currency contracts as a result of changes in valuation of the Group's relevant derivatives under the effect of interest rate and exchange rate fluctuations; meanwhile, the fluctuations in valuation of the Group's OTC derivatives under the effect of stock price changes resulted in an increase in the derivative financial liabilities under equity contracts. Financial liabilities at fair value through profit or loss decreased by RMB12,738.9 million or 31.4% year on year. The decrease was mainly attributable to a reduction in the scale of the structured products which were initiated by the Group and linked to equity, indices and money market funds, and attributable to a decline in the scale of the Group's overseas short-sale hedging transactions under the impact of a decreased client demand.

As of December 31, 2024, the Group's placements from financial institutions, short-term debt securities issued and long-term debt securities issued due within one year amounted to RMB98,774.4 million, representing a year-on-year decrease of RMB5,287.4 million or 5.1%.

A breakdown of the Group's placements from financial institutions, short-term debt securities issued and long-term debt securities issued due within one year is presented as follows:

Unit: RMB in million

Items	December 31, 2024	December 31, 2023	Change	% of change
Placements from financial institutions	44,725.9	44,974.4	(248.4)	(0.6%)
Corporate bonds	19,668.8	28,562.9	(8,894.1)	(31.1%)
Beneficiary certificates	17,155.4	13,953.8	3,201.6	22.9%
Medium-term notes	9,056.4	7,131.6	1,924.8	27.0%
Subordinated bonds	5,144.6	9,152.2	(4,007.6)	(43.8%)
Commercial papers	2,003.5	–	2,003.5	N/A
Structured notes	1,019.8	287.0	732.8	255.3%
Total	98,774.4	104,061.8	(5,287.4)	(5.1%)

As of December 31, 2024, the Group's REPOs amounted to RMB94,562.0 million, representing a year-on-year increase of RMB29,662.9 million or 45.7%, mainly due to an enlarged scale of securities-pledged and outright repurchase business.

As of December 31, 2024, the Group's long-term debt securities issued amounted to RMB106,609.3 million, representing a year-on-year decrease of RMB327.6 million or 0.3%. The Group's long-term debt securities issued in 2024 included 7 tranches of corporate bonds with an aggregate principal of RMB12,000.0 million, 4 tranches of subordinated bonds with an aggregate principal of RMB4,500.0 million, 2 tranches of USD-denominated medium-term notes with an aggregate principal of US\$1,200.0 million, and 1 tranche of long-term beneficiary certificate with an aggregate principal of RMB1,000.0 million. A breakdown of the Group's long-term debt securities issued is presented as follows:

Unit: RMB in million

Items	December 31, 2024	December 31, 2023	Change	% of change
Corporate bonds	63,529.9	64,301.2	(771.3)	(1.2%)
Medium-term notes	25,202.1	25,111.6	90.4	0.4%
Subordinated bonds	16,874.8	17,397.2	(522.4)	(3.0%)
Beneficiary certificates	1,002.6	127.0	875.6	689.6%
Total	106,609.3	106,937.0	(327.6)	(0.3%)

As of December 31, 2024, the Group's other liabilities amounted to RMB119,285.4 million, representing a year-on-year increase of RMB8,142.8 million or 7.3%.

3. Items of Equity

As of December 31, 2024, the Group's total equity attributable to shareholders of the parent company amounted to RMB115,347.6 million, representing a year-on-year increase of RMB10,744.3 million or 10.3%. The increase was mainly generated from the issuance of perpetual subordinated bonds and operational accumulations during the year. A breakdown of the Group's equity is presented as follows:

Unit: RMB in million

Items	December 31, 2024	December 31, 2023	Change	% of change
Share capital	4,827.3	4,827.3	–	–
Capital reserve	39,510.9	39,515.2	(4.3)	(0.0%)
Surplus reserve	2,592.3	2,099.7	492.5	23.5%
General reserves	9,340.4	7,717.1	1,623.2	21.0%
Investment revaluation reserve	797.1	262.9	534.2	203.2%
Foreign currency translation reserve	1,393.4	955.7	437.7	45.8%
Other reserves	–	1.5	(1.5)	(100.0%)
Retained profits	33,986.4	32,823.9	1,162.5	3.5%
Other equity instruments	22,900.0	16,400.0	6,500.0	39.6%
Total equity attributable to shareholders of the parent company	115,347.6	104,603.3	10,744.3	10.3%

(VII) Contingent Liabilities

The Group is exposed to the risk of economic benefit outflows due to litigations or arbitrations in the course of operations. The Group assessed and made provisions for any probable outflow of economic benefits in relation to the contingent liabilities in accordance with relevant accounting policies.

(VIII) Pledge of Assets of the Group

The Group has no pledge of assets as of December 31, 2024.

(IX) Income Tax Policy

In accordance with the *Enterprise Income Tax Law of the PRC* (《中華人民共和國企業所得稅法》) and the *Provisions of Implementation for the Enterprise Income Tax Law of the PRC* (《中華人民共和國企業所得稅法實施條例》), the statutory corporate income tax rate applicable to our parent company and our PRC subsidiaries is 25%. Our Hong Kong subsidiaries are subject to a tax rate of 16.5% on their assessable profit. The parent company's income tax computation and payment are governed by the Announcement of the State Administration of Taxation on Printing and Distributing the *Administrative Measures for Collection of Consolidated Payments of Enterprise Income Tax by the Enterprises with Trans-regional Operations* (《國家稅務總局關於印發〈跨地區經營匯總納稅企業所得稅徵收管理辦法〉的公告》) (Public Notice of the State Administration of Taxation [2012] No.57). During the year ended December 31, 2024, we had fulfilled all our tax obligations and did not have any unresolved tax disputes with the relevant tax authorities in China or other jurisdictions.

V. ANALYSIS ON INVESTMENT AND FINANCING ACTIVITIES

(I) Overall analysis on external investments

As of December 31, 2024, the Group did not have significant equity investments. For information on equity investments of the Group, please refer to “Notes to the Consolidated Financial Statements – 25. Interests in Associates and Joint Ventures”. The Group had no significant non-equity investments.

For information on the financial assets measured at fair value held by the Group based on its principal activities, please refer to “Management Discussion and Analysis – IV. Analysis on Principal Operations and Financial Statements – (VI) Analysis of Items in Statement of Financial Position – 1. Items of Assets – Investments” of this Report.

As of December 31, 2024, the Group did not have any significant investments as required to be disclosed in accordance with paragraph 32(4A) of Appendix D2 to the *Listing Rules of the Stock Exchange*.

(II) Analysis on financing activities

Our Group constantly broadens and diversifies its funding channels to optimize the liability structure. The funding instruments of our Group include corporate bonds, medium-term note program, bank loans, commercial papers, beneficiary certificates, transfer of right to income, inter-bank borrowing, REPOs, etc.

In addition, our Group may finance through follow-on offerings, rights issues and other ways according to market conditions and business needs.

For information on debt financing during the Reporting Period, please refer to “Particulars of Bonds” in this report.

(III) Material assets and equity disposal

During the Reporting Period, the Company had no material disposal of assets or equity.

(IV) Major controlled and participating companies and structured entities

1. Major controlled and participating companies

The Company has 9 major subsidiaries, as of the Latest Practicable Date, the principal information on which is as follows:

No.	Name	Shareholding	Time of establishment	Registered capital	Person-in-charge	Contact number	Registered address	Main business
1	CICC International	100%	1997/04/04	With issued share capital of HK\$6,000,000,000	Ma Kui, Yu Weijiang, Zhou Jiaying, Xu Jia, Hong Bo	(852) 28722000	29/F, One International Finance Centre, 1 Harbour View Street, Central, Hong Kong	Overseas investment holding business
2	CICC Wealth Management Securities	100%	2005/09/28	RMB8 billion	Gao Tao	(0755) 82026676	L4601-L4608, China Resources Building, No. 2666 Keyuan South Road, Haizhu Community, Yuehai Street, Nanshan District, Shenzhen, Guangdong	Securities brokerage; securities investment consulting; financial consulting relating to the securities trading and securities investment; proprietary trading of securities; securities asset management; proxy sale of securities and investment fund; margin financing and securities lending; and proxy sale of financial products
3	CICC Capital Management	100%	2017/03/06	RMB2 billion	Shan Junbao	(010) 65051166	Units 01-08, 25th Floor, Building 16, 1 Jianguomenwai Avenue, Chaoyang District, Beijing	Asset management; investment management; project investment; and investment consulting
4	CICC Fund Management	100%	2014/02/10	RMB700 million	Li Jinze	(010) 63211122	Room 05, 26th Floor, China World Office 2, 1 Jianguomenwai Avenue, Chaoyang District, Beijing	Fund offering, fund sales, provision of asset management service for specific clients, asset management and other activities as approved by the CSRC

No.	Name	Shareholding	Time of establishment	Registered capital	Person-in-charge	Contact number	Registered address	Main business
5	CICC Pucheng	100%	2012/04/10	RMB6 billion	Liu Jian	(021) 58796226	Unit 2608A, 26/F, No. 1233 Lujiazui Ring Road, China (Shanghai) Pilot Free Trade Zone	Investment management, investment consultancy, import and export of goods and technology, domestic cargo transportation agency services, and storage (excluding hazardous articles)
6	CICC Futures	100%	2004/07/22	RMB350 million	Li Jing	(0971) 8231959	No. 1811 and 1813, Sapphire Hotel, No. 21 Shengli Road, Chengxi District, Xining, Qinghai	Commodity futures brokerage, financial futures brokerage, and asset management
7	CICC Private Equity	100%	2020/10/30	RMB500 million	Long Liang	(010) 65051166	Unit 03, 8/F, No. 100 South Zhongshan Road, Huangpu District, Shanghai	Equity investment management, investment management, asset management, and investment consulting
8	CICC Financial Trading Limited	Wholly owned by CICC Financial Holdings Limited	2012/04/10	With issued share capital of HK\$1	Lau Tsz Wing, Wang Jin, Diao Zhihai, Lin Ning, Liu Qingchuan, Peng Jun, Tan Bin, Wang Ke, Yu Weijiang, Zhang Yongcheng, Zhou Xuetao, Shek Wan Sang Andy, Li Nailin, Chen Zhenhong, Zhou Jishen, Song Miao, Luo Xuan, Wang Junqi	(852) 28722000	29/F, One International Finance Centre, 1 Harbour View Street, Central, Hong Kong	Client facilitation trade, trading of listed securities, exchange- traded funds (ETFs), and derivative financial instruments
9	CICC Financial Products Ltd.	Wholly owned by CICC Hong Kong Securities Limited	2007/05/21	With issued share capital of US\$1	Zhang Yongcheng, Yu Weijiang, Liu Qingchuan, Chen Zhenhong, Zhou Jishen, Peng Jun, Chen Jiaxin, Pan Xiwei, Wang Benlin	(852) 28722000	Vistra Corporate Services Centre, Wickhams Cay II, Road Town, Tortola, VG1110, British Virgin Islands	Financial product investment

The key information on the financial position and financial performance of the Company's major subsidiaries is as follows:

CICC International:

Under HKFRS Accounting Standards, as of December 31, 2024, the total assets amounted to HK\$194,356.3 million, the net assets amounted to HK\$29,310.2 million, and the net profit in 2024 was HK\$2,856.5 million. As of December 31, 2023, the total assets amounted to HK\$180,230.7 million, the net assets amounted to HK\$27,662.2 million, and the net profit in 2023 was HK\$3,621.5 million.

CICC Wealth Management Securities:

As of December 31, 2024, the total assets amounted to RMB183,403.2 million, the net assets amounted to RMB19,307.2 million, and the net profit in 2024 was RMB1,248.5 million. As of December 31, 2023, the total assets amounted to RMB154,471.9 million, the net assets amounted to RMB19,383.8 million, and the net profit in 2023 was RMB1,636.0 million.

CICC Capital Management:

As of December 31, 2024, the total assets amounted to RMB7,213.9 million, the net assets amounted to RMB3,187.5 million, and the net profit in 2024 was RMB395.3 million. As of December 31, 2023, the total assets amounted to RMB6,886.1 million, the net assets amounted to RMB3,332.2 million, and the net profit in 2023 was RMB749.7 million.

CICC Fund Management:

As of December 31, 2024, the total assets amounted to RMB1,333.4 million, the net assets amounted to RMB739.7 million, and the net profit in 2024 was RMB109.3 million. As of December 31, 2023, the total assets amounted to RMB767.6 million, the net assets amounted to RMB430.4 million, and the net profit in 2023 was RMB40.4 million.

CICC Pucheng:

As of December 31, 2024, the total assets amounted to RMB6,823.0 million, the net assets amounted to RMB4,047.6 million, and the net profit in 2024 was RMB38.1 million. As of December 31, 2023, the total assets amounted to RMB7,440.4 million, the net assets amounted to RMB4,509.5 million, and the net profit in 2023 was RMB270.8 million.

CICC Futures:

As of December 31, 2024, the total assets amounted to RMB5,012.4 million, the net assets amounted to RMB806.5 million, and the net profit in 2024 was RMB29.6 million. As of December 31, 2023, the total assets amounted to RMB7,840.8 million, the net assets amounted to RMB776.8 million, and the net profit in 2023 was RMB55.9 million.

CICC Private Equity:

As of December 31, 2024, the total assets amounted to RMB875.7 million, the net assets amounted to RMB362.0 million, and the net profit in 2024 was RMB5.1 million. As of December 31, 2023, the total assets amounted to RMB920.4 million, the net assets amounted to RMB516.9 million, and the net profit in 2023 was RMB105.1 million.

CICC Financial Trading Limited:

Under HKFRS Accounting Standards, as of December 31, 2024, the total assets amounted to US\$12,316.8 million, the net assets amounted to US\$1,510.6 million, and the net profit in 2024 was US\$222.6 million. As of December 31, 2023, the total assets amounted to US\$14,837.3 million, the net assets amounted to US\$1,288.0 million, and the net profit in 2023 was US\$285.8 million.

CICC Financial Products Ltd.:

Under HKFRS Accounting Standards, as of December 31, 2024, the total assets amounted to HK\$54,216.1 million, the net assets amounted to HK\$2,373.4 million, and the net profit in 2024 was HK\$673.1 million. As of December 31, 2023, the total assets amounted to HK\$12,849.9 million, the net assets amounted to HK\$1,705.5 million, and the net profit in 2023 was HK\$146.5 million.

2. Structured entities

For the information on structured entities controlled by the Group during the Reporting Period, please refer to “Notes to the Consolidated Financial Statements – 54. Interests in Structured Entities” in this report.

3. Transactions between the Company and its overseas subsidiaries

According to the relevant requirements of *Measures for the Administration of Overseas Establishment, Acquisition of and Equity Participation in Business Organizations by Securities Companies and Securities Investment Fund Management Companies*, transactions between the Company and its overseas subsidiaries are disclosed as below: as of December 31, 2024, the assets of the Company generated from transactions between the Company and its overseas subsidiaries totalled RMB4,259.9 million, including derivative financial assets, accounts receivable and other assets; the liabilities of the Company incurred by such transactions totalled RMB4,362.7 million, including derivative financial liabilities, accounts payable and other liabilities.

VI. COMPLIANCE OF THE COMPANY'S ACCOUNTS

(I) Compliance of Accounts of CICC Wealth Management

The Company's wealth management business is mainly conducted through CICC Wealth Management. Since the CSRC has comprehensively carried out the account regulation work on securities companies, CICC Wealth Management has fully implemented the account regulation in strict accordance with the regulations and requirements under the CSRC.

1. Rectification over unqualified account

The All-in-one Counter System of the Company solves the problem that the rectification over unqualified accounts are confined to the level of manual control by integrating second-generation ID card readers, real-time automatic verification with CSDC, and activation and verification management of unqualified and dormant accounts, which technically solidified the long-term mechanism of account rectification work. In 2024, the Company has no new unqualified accounts, no unqualified accounts activated by mistake, and unqualified accounts sending entrustments to exchanges. As of December 31, 2024, the Company has 3,643 unqualified securities accounts remaining.

2. Standardized management on judicially frozen accounts

The Company freezes and unfreezes customer accounts in strict accordance with the requirements of the judiciary and other competent state authorities. For the unqualified accounts frozen by the judicial system, the Company has performed separate storage in the counter system. If the unqualified accounts frozen by the judicial system remained unrectified after the judicial freeze is removed, the Company will report to CSDC the suspension of transactions and the separate storage of remaining unqualified securities accounts, whilst submitting a report to the Shenzhen Securities Regulatory Bureau within fifteen days after the judicial freeze is removed. As of December 31, 2024, there are 316 judicially frozen securities accounts separately stored in the Counter System of the Company.

3. Standardized management of risk disposal accounts

According to the risk disposal arrangement for the former China Southern Securities Co., Ltd. (hereinafter referred to as “China Southern Securities”), the Company continued to receive some retained accounts of China Southern Securities in 2020. An independent branch has been established in the OTC system for separate storage and cessation of transactions according to relevant regulations, and separate reservation and trading restrictions will be lifted subject to the completion of standardized procedures of the accounts, and third-party escrow has been implemented.

4. Standardized management of pure capital accounts

In 2024, the Company continued to implement separate reservation management for pure capital accounts in strict compliance with the relevant regulations and complete the activation procedures for customers in accordance with the prescribed processes.

(II) Compliance of Accounts of the CICC’s Business Office

Apart from CICC Wealth Management, CICC had one securities business office as at the end of the Reporting Period, Beijing Jianguomenwai Avenue Securities Business Office of CICC (hereinafter referred to as the “Jianguomen Business Office”).

In 2024, Jianguomen Business Office continued to strictly implement the real name system for securities accounts when handling securities account business. The securities account business of Jianguomen Business Office was handled by the counter of the branches, and each counter of the branch had set up handling position and review position to audit the application materials for various account business in strict compliance with the relevant regulations of CSDC and verify identity information in accordance with the requirements of CSDC. As of December 31, 2024, Jianguomen Business Office had no remaining and opening of any ineligible account.

In 2024, the Jianguomen Business Office continued to implement restrictive management for pure capital accounts in strict accordance with relevant regulations and to freeze and unfreeze customer accounts in strict accordance with the requirements of the judiciary and other competent state authorities. As of December 31, 2024, the Jianguomen Business Office had 0 judicially frozen accounts held in storage of the OTC system, which did not involve the risky disposal accounts.

VII. RISK MANAGEMENT

(I) Overview

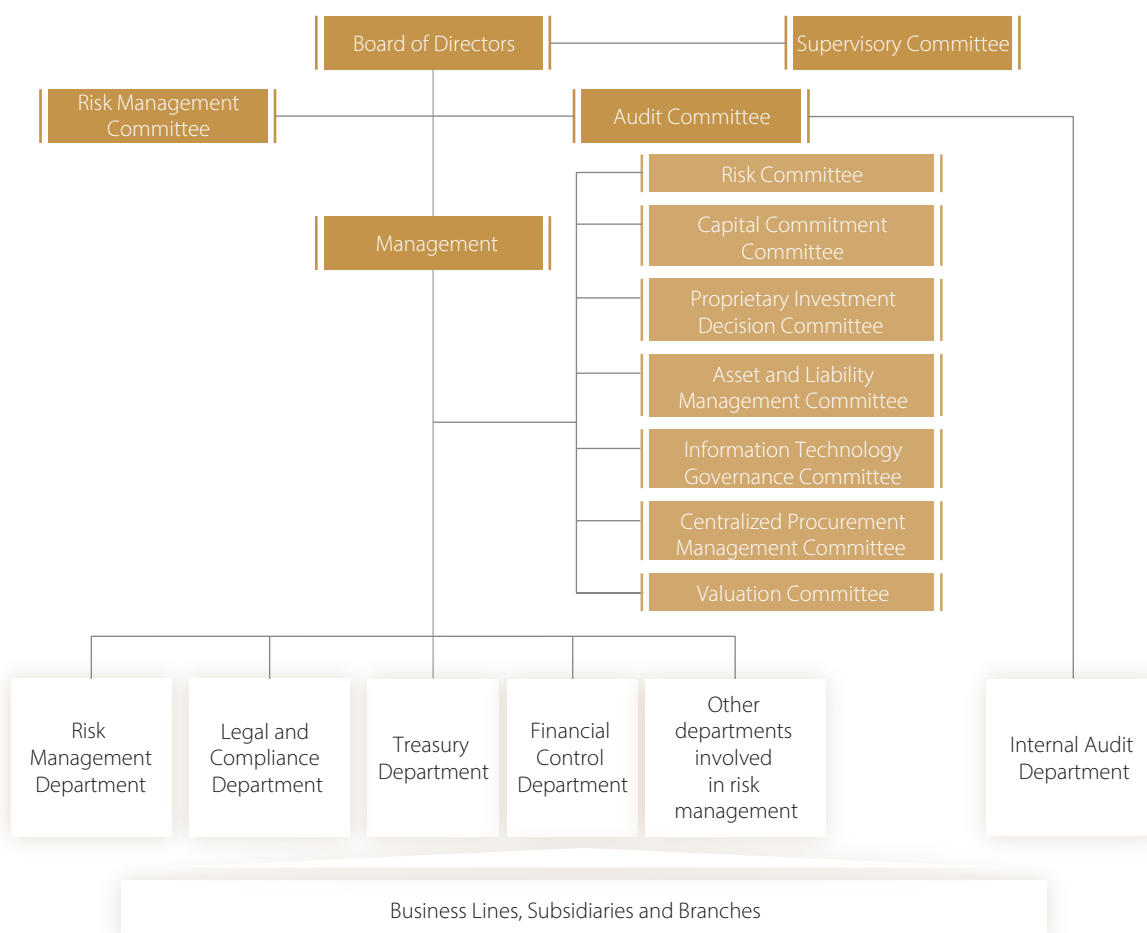
Our Company has always believed that risk management creates value. The risk management of our Company aims to effectively allocate risk-based capital, limit risks to a controllable level, maximize the corporate value and constantly solidify the foundation for the steady and sustainable development of our Company. Our Company has sound corporate governance, effective risk management measures and a strict internal control system.

Pursuant to the relevant laws and regulations and regulatory requirements, our Company has established a sound governance structure. The Shareholders' General Meeting, the Board of Directors and the Supervisory Committee of our Company perform duties in accordance with the *Company Law*, the *Securities Law*, the *Guidance for the Internal Control of Securities Companies* (《證券公司內部控制指引》), the *Norms for the Comprehensive Risk Management of Securities Companies* (《證券公司全面風險管理規範》) and the *Articles of Association* and supervise and manage the business operations of our Company. Through enhancing and improving the internal control structure, compliance and risk management culture, the Board of Directors has made internal control and risk management an essential aspect of the business operation management of our Company.

(II) Risk Management Framework

The Company has established a multi-level risk management organizational structure which comprises the Board of Directors, the Supervisory Committee, senior management, departments performing risk management functions, business departments and branches, of which, 1) the Board of Directors is the top level of our Company's risk management and internal control governance structure and is responsible for facilitating the enforcement of the firm-wide risk management culture and reviewing and approving the overall risk management goals, risk appetite, risk tolerance, important risk limits and the risk management policy of our Company. The Board of Directors performs its risk management duties primarily through the Risk Management Committee and the Audit Committee; 2) the Supervisory Committee assumes the supervision duty on the effectiveness of the overall risk management of our Company, and supervises and inspects the fulfillment of the risk management duties performed by the Board of Directors and the management, and reviews the rectification of risk management deficiencies and findings; 3) under the Board of Directors, our Company has established the Management Committee. The Management Committee determines the risk appetite of our Company in accordance with the overall risk management goals set by the Board of Directors and assumes the major responsibility of ensuring the effectiveness of the overall risk management of our Company; 4) the Risk Committee established under the Management Committee reports risk issues to the Management Committee and significant risk matters to the Risk Management Committee under the Board of Directors. There are Capital Commitment Committee, Proprietary Investment Decision Committee, Asset and Liability Management Committee, Information Technology Governance Committee, Centralized Procurement Management Committee and Valuation Committee under the Management Committee, which perform their duties in respect of risk control of issuance and underwriting in investment banking business, management of investment decision-making process of proprietary business, management of assets and liabilities of the Company, information technology governance, procurement management, valuation management of financial instruments and etc.; 5) departments performing risk management functions, including departments such as Risk Management Department, Legal and Compliance Department, Treasury Department, Financial Control Department, Operations Department, Information Technology Department and Public Relations Department, coordinate to manage various risks based on their respective perspectives; and 6) heads of business departments and branches take the primary responsibility for the effectiveness of risk management. During our daily business operations, all staff involved in business operations in our business departments and branches are required to perform risk management functions.

The organizational structure of our Company's risk management is shown in the following chart:



(III) Risk to Our Company's Business Activities and Management Measures

In the light of the Company's own characteristics and in accordance with the principles of relevance and materiality, the risks related to business activities of our Company mainly include market risk, credit risk, liquidity risk, operational risk, IT risk, compliance risk, legal risk, money laundering risk and reputational risk, etc. During the Reporting Period, the aforementioned risk factors did not have any significant impact on the current or future operating results of the Company. Our Company proactively responded to and managed risks through effective risk management measures, which generally prevented the occurrence of significant risk events and ensured the stable development of the business operation of our Company.

In 2024, the international environment was intricate and complex, with global economic growth lacking robust momentum and geopolitical conflicts further intensifying. Domestically, the effective demand was insufficient, and the transition from traditional to new growth drivers has entailed challenges. Despite the complex internal and external environments, China's economy has managed to overcome various difficulties and adversities. The overall economic performance has maintained stability with steady progress, and the pursuit of high-quality development has been consistently advanced. Nevertheless, the adverse impacts of external environmental changes continue to deepen, and the operation of China's economy still faces numerous challenges, with a multitude of risks and potential pitfalls remaining. Confronted with severe and complex market environment, the Company persisted in implementing the risk management and control requirements of "full coverage, looking through, and full cycle", and continuously strengthened the integrated vertical risk management system covering its subsidiaries and branches. Through joint efforts on risk management control of three lines of defense, the Company actively identified, prudently evaluated, dynamically monitored, timely reported and proactively coped with risks. The Company deeply publicized the risk management culture, continuously enhanced risk management capabilities, coordinated its business plans, considered its risk appetite, reviewed and improved the multi-dimensional and multi-level risk management system, optimized the management mechanism and processes prospectively, and continuously promoted the optimization and sustainable development of its business models. During the Reporting Period, the business operation of the Company was stable without material risk events and large losses, and the overall risks were controllable and tolerable.

During the Reporting Period, the Company continued to enhance risk management of the same business and the same client. The Company formulated identification standards for the same business to implement relatively consistent risk management standards and measures for the same business and to identify, assess, measure, monitor and aggregate risks of the same business within the Company in a unified manner. The Company also formulated identification standards for the same client to enhance standardized and regulated management of information of the same client and to aggregate and monitor the business transactions in various business lines of the Company with the same client, which will be implemented throughout all key processes of business. At the same time, the Company managed relevant risks of clients identified as related parties in a unified manner.

Market Risk

Market risk refers to risks of changes in the fair value of financial assets held by our Company resulting from the fluctuations in equity prices, interest rates, exchange rates and commodity prices, etc.

Our Company has adopted the following measures to manage market risk:

- Business departments of our Company, as the first line of defense, dynamically manage market risk of exposures by way of diversifying risk exposures, controlling the size of positions and utilizing hedging instruments;
- The Risk Management Department of our Company comprehensively assesses, monitors and manages the overall market risk of our Company. The market risk management mainly includes risk measurement, limit formulation and risk monitoring, etc.:
 - Our Company measures market risk mainly by means of Value at Risk (VaR) analysis, stress tests and sensitivity analysis, etc. VaR is a major tool for our Company to measure and monitor market risk. VaR measures the potential maximum loss to an asset portfolio by changes in market risk factors at a certain confidence level within a certain holding period. Our Company computes the single day VaR at a confidence level of 95% by adopting a historical simulation method based on three years of historical data and examines the effectiveness of the model through the method of back testing on a regular basis. Meanwhile, our Company adopts stress test to complement the VaR analysis and measures whether the investment loss of our Company is within the scope of the risk tolerance when market risk factors such as equity prices, interest rates, exchange rates and commodity prices undergo extreme changes. In addition, in respect of sensitivity factors of different assets, our Company measures the impact of changes in specific factors on the value of assets by calculating the corresponding sensitivity indicators.
 - Our Company has formulated a risk limit indicator framework. Risk limit is a means for controlling risks and also represents the risk appetite and risk tolerance of our Company. Our Company sets appropriate market risk limits based on the business nature, such as notional limit, VaR limit, concentration limit, sensitivity limit, stress test limit and stop-loss limit, etc.

- Our Company monitors risk limit usage in real time or on a daily basis. The Risk Management Department prepares daily risk reports to monitor the usage of limits and submits them to the management and business departments. When the limit usage triggers the warning line, the Risk Management Department will issue a warning notice to business departments. Once the risk indicators exceed the limits, business departments shall report reasons of the breach and measures to be taken to the Chief Risk Officer or his/her authorized person and shall be responsible for reducing the risk exposure to a level within the limits in a given time frame. If this cannot be achieved, they are required to apply to the Chief Risk Officer or his/her authorized person for a temporary increase in limit. If necessary, the Chief Risk Officer will submit a request to the management.

Value at Risk (VaR)

Our Company sets the total VaR limit of our investment portfolio and VaR limits for different business lines. The Risk Management Department computes and monitors VaRs of these financial instruments on a daily basis to ensure the daily VaRs are maintained within limits. The following table sets forth the computed VaRs and diversification effect of the Company by risk categories (equity prices, interest rates, currency rates and commodity prices) as of the dates and for the periods as indicated: 1) the daily VaRs as of the end of the respective period; 2) the averages of daily VaRs during the respective period; and 3) the highest and lowest daily VaRs during the respective period.

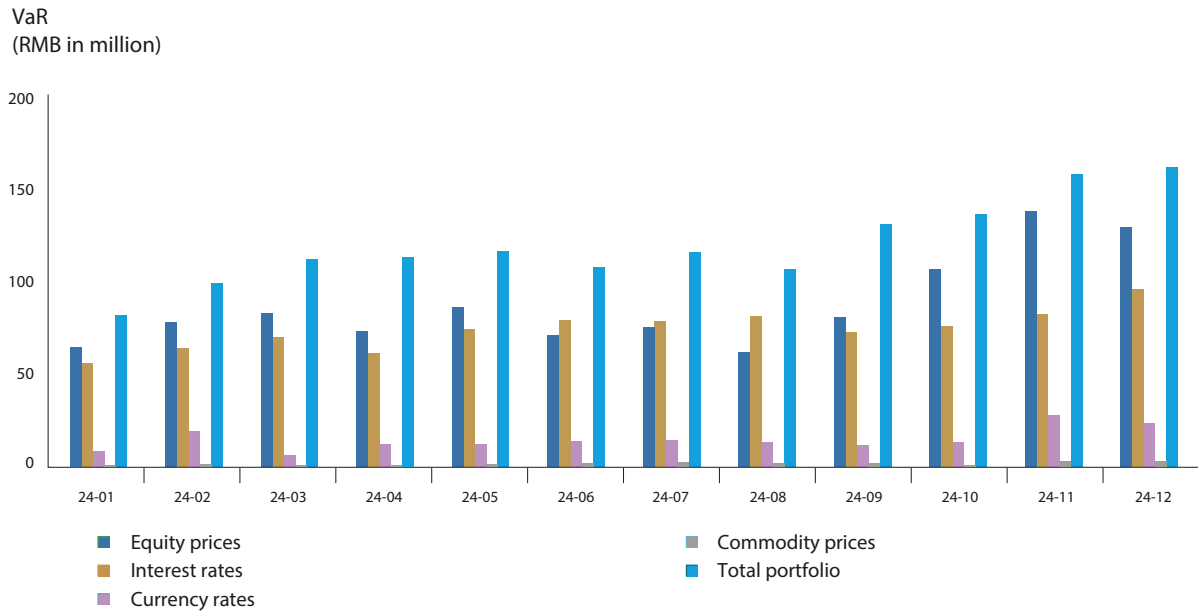
(RMB in million)	December	December 31, 2023	2024 (as of December 31)			2023 (as of December 31)		
	31, 2024		Average	Highest	Lowest	Average	Highest	Lowest
Equity prices ¹	128.9	69.0	83.6	142.1	50.6	108.2	138.3	68.6
Interest rates ²	94.6	49.5	71.3	95.0	44.9	50.0	74.7	37.8
Currency rates ³	21.5	2.3	13.2	33.6	2.2	28.2	58.5	2.3
Commodity prices ⁴	1.4	1.0	0.9	1.9	0.1	0.9	2.5	0.5
Diversification effect	(85.4)	(27.2)	(53.9)			(55.7)		
Total portfolio	161.1	94.5	115.2	172.4	75.8	131.5	176.4	84.5

Notes:

1. including equities and the price-sensitive portion of derivative products
2. including fixed income products and the interest-rate sensitive portion of derivative products
3. including financial products subject to exchange rate changes (including derivative products)
4. including commodity and the price-sensitive portion of derivative products

The chart below sets forth the VaRs by risk categories of the Company as of the end of each month over the past year:

Monthly VaR Chart



The Company has set price-sensitive exposure limits for price-related businesses, which are measured and monitored on a daily basis. During the Reporting Period, the equity market showed a volatile trend, and the Company managed price market risks through adjusting positions, applying derivatives for hedging and controlling the concentration.

The Company closely followed the changes in interest rates and credit spreads in domestic and overseas markets, measuring risk exposures and monitoring risk limit utilizations on a daily basis. The Company hedged the interest rate risk for the fixed-income portfolio by using treasury bond futures, interest rate swaps, etc.

The Company conducted foreign exchange risk management for domestic and overseas assets, measuring risk exposures and monitoring risk limit utilizations on a daily basis. The foreign exchange risk exposures were managed by adjusting currency positions and using foreign exchange derivatives as hedging instruments.

The Company's exposure to commodity market risks was relatively low. During the Reporting Period, as the prices of some domestic and overseas commodities fluctuated sharply, the Company conducted commodity risk management by using commodity futures, options and swaps as hedging instruments.

Credit Risk

Credit risk refers to the risk caused by deterioration in creditworthiness or default losses of counterparties, borrowers and securities issuers.

Bond Investments Business

Our Company emphasizes the diversification level of the fixed income credit products and the credit products invested are those predominantly with relatively high credit ratings. Our Company controls its market risk and credit risk exposures by various initiatives, such as setting up limits on investment size, product types, credit ratings and concentrations, and carrying out forward-looking risk research, as well as closely monitors and tracks bond issuers' business performance and credit profiles so as to constantly evaluate and warn any credit deterioration.

During the Reporting Period, FICC Department closely collaborated with the Risk Management Department and identified, assessed, monitored and managed credit risk related to bond investments. As a result, the Company avoided material losses during the Reporting Period through effective risk management measures.

The Company	As of December 31, 2024 (Unit: RMB in million)		
	Position	DV01	Spread DV01
Overseas rating			
– AAA	1,582.6	0.63	–
– AA- to AA+	520.8	0.24	0.24
– A- to A+	13,158.3	3.72	3.71
– BBB- to BBB+	7,078.1	1.30	1.30
– below BBB-	1,714.9	0.16	0.16
– NR	9,772.5	2.09	2.81
Sub-total	33,827.3	8.15	8.22
Domestic rating			
– AAA	142,729.6	21.51	16.19
– AA- to AA+	13,773.0	1.81	1.81
– A- to A+	1,138.3	0.20	0.20
– below A-	599.7	0.06	0.06
– Non-rated 1	27,446.7	10.10	–
– Non-rated 2	5,923.8	0.07	0.07
Sub-total	191,611.0	33.75	18.33
Total	225,438.3	41.90	26.55

Notes: The Company uses DV01 and Spread DV01 to measure the interest rate sensitivity and credit spread sensitivity of bonds. DV01 measures the change in the value of interest rate sensitive products for each parallel movement of one basis point in a market interest rate curve. Spread DV01 measures the change in the value of credit spread sensitive products for each parallel movement of one basis point in the credit spread.

1. The Company refers the credit ratings of its debt securities to the credit ratings of the debt securities or the debt securities' issuers from Bloomberg comprehensive ratings or the local major rating agencies.
2. Non-rated 1: These non-rated financial assets mainly include government bonds and policy financial bonds.
3. Non-rated 2: These non-rated financial assets are mainly other debt securities and trading securities which are not rated by independent rating agencies.

Capital Business

For the credit risks of margin financing and securities lending business, stock-based lending business and other capital businesses, our Company has established a comprehensive and robust risk control system, including the customers' creditworthiness assessment, collateral management, underlying securities management, risk limit management, margin ratio monitoring, mandatory liquidation, etc. Our Company attaches considerable importance to customers' on-boarding and has established and implemented a strict customer selection and credit assessment mechanism, under which the branches are responsible for preliminary assessment of the customers' credit profile by collecting customers' basic information, financial status, securities investment experience, credit record and risk tolerance. The information of the customers that has passed the preliminary assessment will be submitted to the relevant business departments at the headquarters for further review, which, if qualified, will then be submitted to the Risk Management Department for formal approval, which will conduct an independent assessment of the customers' qualifications, and determine their credit ratings and credit limits.

During the Reporting Period, no significant losses were incurred in the Company's margin financing and securities lending business and stock-based lending business. Our Company primarily controlled the risks of margin financing and securities lending business and stock-based lending business by the following measures:

Margin Financing and Securities Lending Business

During the Reporting Period, our Company strictly controlled the concentrations of single customer and single underlying security, closely monitored and assessed accounts with higher collateral concentration and riskier investment portfolio, timely communicated with the customers and promptly took corresponding measures to mitigate such risks; our Company attached considerable importance to collateral management and dynamically adjusted the scope and haircuts of the collaterals; we prudently reviewed and approved business extension by considering the following factors, i.e., the concentration and risk condition of the investment portfolio, and the collateral ratio of the existing deal; our Company also conducted regular and irregular stress testing and closely monitored customers with high risks.

The following table sets forth the balance of margin financing and securities lending, market value of collaterals and collateral ratio data of the margin financing and securities lending business of the Company:

Unit: RMB in million

Items	As of December 31, 2024	As of December 31, 2023
Balance of margin financing and securities lending	44,648.1	42,425.4
Market value of collaterals	120,011.8	111,285.1
Collateral ratio	268.8%	262.3%

Note: The collateral ratio is calculated as the ratio of the client's total account assets balance (including cash and securities held) to the client's balance of margin loans and securities borrowed from our Company (i.e. the sum of margin loans extended, the securities sold short and any accrued interests and fees).

As of December 31, 2024, the collateral ratio of the margin financing and securities lending business of the Company was 268.8%. Assuming that the market value of all securities as collaterals of the Company's margin financing and securities lending business declined by 10% and 20%, respectively, and the liabilities of securities lending business increased by 10% and 20%, respectively, the collateral ratio of the Company's margin financing and securities lending business as of December 31, 2024, would have been 242.6% and 218.6%, respectively.

Stock-based Lending Business

During the Reporting Period, our Company exercised strict control over the onboarding and approval of the stock-based lending deals, and has taken effective risk control measures, including, but not limited to, strengthening deal risk assessment and management, evaluating the risks by the customers' creditworthiness and fundamentals of the pledged securities (including the pledge ratio of the large shareholder, pledge ratio of all shareholders, liquidity and trading suspension records, shareholder structure, capital status of the controlling shareholder, potential delisting risk and negative news), carefully determining the loan-to-value ratio, as well as exercising strict control over the financing amount of the customers who are subject to shareholding reduction restriction; our Company strictly controlled single security concentration, established a security blacklist mechanism, and managed the overall exposure of a single security within the Company. In addition, our Company strengthened the on-site due diligence investigation, assessment and analysis of the pledged securities and clients with large financing demand, and raised the approval requirements to ensure risks were managed at a controllable level.

Meanwhile, our Company continuously monitored the risks of the outstanding contracts, conducted regular and irregular stress testing, and classified deals into different risk status and kept key track of the deals with potential high risks; we maintained close monitoring and regular assessment of the customers' credit risk with large financing amount, and maintained dynamic monitoring of the pledged securities, continuously tracked the fundamentals and security price fluctuations of large deals, and if any abnormal circumstances identified on the pledged security, our Company will ensure the risk precautions are in place, and corresponding measures are taken promptly.

The following table sets forth the lending amount, market value of collaterals and collateral ratio data of the stock-based lending business of the Company:

Unit: RMB in million

Items	As of December 31, 2024	As of December 31, 2023
Amounts of stock-based lending	5,508.4	5,161.4
Market value of collaterals	15,419.9	13,598.8
Collateral ratio	279.9%	263.5%

Note: The collateral ratio refers to the ratio of the fair value of initial and supplement collateral, less any collateral already released, plus interests and dividends received, divided by the amount payable by the borrower.

Liquidity Risk

Liquidity risk refers to the risks arising from our Company's inability to obtain sufficient funds at reasonable costs in a timely manner to settle debts due, fulfill other payment obligations, and satisfy the funding needs in conducting normal business operations.

Our Company has adopted the following measures to manage liquidity risk:

- Closely monitoring balance sheets of our Company and its branches and subsidiaries, and managing liquidity gaps between assets and liabilities;
- Setting liquidity risk limits based on our Company's overall situation and regulatory requirements;
- Conducting cash flow forecast and liquidity risk stress test on a regular and irregular basis to analyze and assess our liquidity risk exposure;
- Maintaining adequate high-quality liquid assets and establishing a liquidity contingency plan for potential liquidity emergencies.

In order to withstand the potential liquidity risk and satisfy the short-term liquidity needs, our Company constantly holds sufficient unsecured and high-quality liquid assets as its liquidity reserves. The liquidity reserves are held by the Treasury Department and are managed independently from business departments. Our Company manages the liquidity reserves of all branches and subsidiaries vertically to ensure the allocation efficiency of the liquidity reserves. Meanwhile, due to the liquidity transfer restrictions between entities and regions, the liquidity reserves are held in various currencies and maintained within major operating subsidiaries, ensuring that the liquidity requirements of different entities are met in a timely manner. The size and composition of the liquidity reserves are actively managed by our Company based on the consideration of factors including, but not limited to, funding maturity profile, balance sheet size and composition, business and operational capital requirements, stress test results, and regulatory requirements. Our Company strictly limits the liquidity reserves to high-quality liquid assets (including cash and cash equivalents, interest rate bonds and money market funds) and sets risk limits.

Our Company constantly broadens and diversifies its funding channels to optimize the liability structure. The funding instruments of our Company include corporate bonds, medium-term note program, bank loans, commercial papers, beneficiary certificates, inter-bank borrowing, REPOs, etc. Our Company maintains a good relationship with banks and has sufficient bank credit to meet the funding requirement for business development. As of the Latest Practicable Date, as assessed by China Chengxin International Credit Rating Company Limited (中誠信國際信用評級有限責任公司), the credit rating of our Company is AAA and the rating outlook is stable. As of the Latest Practicable Date, as assessed by S&P Global Ratings, the long-term rating of the Company is BBB+, the short-term rating is A-2 and the rating outlook is stable. As assessed by Moody's, the long-term rating of the Company is Baa1, the short-term rating is P-2 and the rating outlook is stable. As assessed by Fitch Ratings, the long-term rating of the Company is BBB+, the short-term rating is F1 and the rating outlook is stable.

Our Company's liquidity risk management was sound, the liquidity reserves were sufficient, and the liquidity risk was under control.

During the Reporting Period, the regulatory liquidity risk management indicators of our Company continued to comply with the regulatory requirements. As of December 31, 2024, the liquidity coverage ratio and the net stable funding ratio of our Company were 224.0% and 137.2%, respectively.

Operational Risk

Operational risk refers to the risks arising from losses resulting from inadequate or problematic internal procedures, personnel, IT systems, and external events. Operational risk can occur in all stages of the Company's business and daily operations, which may eventually lead to other risks including but not limited to credit risk, market risk, liquidity risk and reputational risk, etc.

Our Company has adopted the following measures to manage operational risk:

- Cultivating an enterprise-wide operational risk culture and enhancing the operational risk awareness among all employees;
- Establishing a transparent organizational structure with a proper decision-making mechanism and defining the roles and responsibilities for business process governance;
- Optimizing and improving policies, processes and mechanisms, revising internal policies in accordance with regulatory guidelines, and promoting risk management in key areas and processes;
- Carrying out risk assessment and follow-up review of new businesses and products, and effectively managing and controlling operational risks of new businesses and products;
- Continuously strengthening the identification, assessment, monitoring and response to operational risks of the operational risk management and control tools, and strengthening the ex ante, act and ex post facto management of operational risk;
- Optimizing the communication, reporting and processing mechanism for operational risk information to prevent and control risks in a more active and forward-looking manner;
- Advancing the optimization of business continuity management systems to enhance operational resilience.

Our Company has continued to strengthen the operational risk management through institutional mechanism construction, optimization of information technology systems, streamlining of business processes, and improvement of management tools to further enhance the operational risk prevention and control capabilities.

IT Risk

IT risk refers to the operational, legal and reputational risks arising from natural factors, human factors, technology vulnerabilities and management deficiencies in the application of information technology in our Company.

The Company has mainly adopted the following measures to control and prevent IT risks:

- Establishing an effective IT governance framework to keep information technology construction consistent with business objectives;
- Clarifying the information technology risk management mechanism, and clarifying the division of responsibilities of the three lines of defense in IT risk management from the policy level, defining and regulating management strategies and methods;
- Conducting IT risk assessment, fully identifying and analyzing the risks, determining the possibility and potential impact of the risks, implementing risk prevention measures; establishing an IT key risk indicator system and monitoring mechanism; cultivating IT risk culture and improving employees' awareness of IT risk prevention and control;
- Ensuring the reliability, integrity, availability and maintainability of information system through the management process of initialization, approval and control of IT projects;
- Establishing an information security management system, formulating and implementing information security plans, monitoring information security threats;
- Establishing a data governance organizational framework to ensure unified management, sustainable controllability and storage safety of data;
- Tracking, responding to, analyzing and dealing with problems of information system and emergencies of information technology through establishing an effective process to manage problems;
- Through establishing an IT emergency management system, formulating an emergency plan, carrying out emergency drills, and continuously improving IT emergency management process, ensure that the system can support the Company's business operations in a continuous and steady manner.

Compliance Risk

Compliance risk refers to the risk of the Company being legally held accountable, subject to supervisory measures, given self-discipline penalties or suffering from loss of property or reputation because of the violation of laws, regulations, industry self-regulatory rules or our internal policies arising from our operations and management activities or employee behavior.

Our Company has mainly adopted the following measures to manage and prevent compliance risk:

- Our Company formulates and updates our compliance policies and procedures in accordance with changes in laws, regulations and industry norms;
- Our professional compliance team is responsible for examining various businesses and providing compliance advice. We implement effective compliance risk management measures at an early stage of new businesses and conduct compliance reviews and supervision during carrying out new business;
- Our Company controls the circulation of sensitive information by monitoring information flows and establishing dynamic information barrier walls, with the aim to prevent risks of insider trading and manage conflicts of interest;
- Our Company undertakes compliance supervision and reviews in accordance with applicable laws and regulations, other regulatory documents, self-regulatory rules, industry norms and our internal policies, to monitor the compliance of our business operations and employee activities and identify and prevent compliance risks in a proactive manner;
- Our Company adopts various means to cultivate a compliance culture within each business line, functional department and branch and provides compliance training to our employees to improve their compliance awareness;
- Our Company has established an internal accountability system in respect of employees' violations of laws and regulations and internal policies to impose applicable punishments on offenders.

Legal Risk

Legal risk refers to the risk of possible economic loss or damage to our Company's reputation resulting from breach of contracts, infringement-related disputes, litigation or other legal disputes.

Our Company manages, controls and prevents legal risks mainly through the following measures:

- Our Company continuously enhances our internal policies and business procedures from a legal perspective to ensure that our operations and management satisfy the requirements of applicable laws and regulations;
- Our Company formulates templates for various business contracts and requires our business departments to use our in-house templates to the fullest extent. We also review contracts drafted or provided by counterparties prior to entering into such contracts to mitigate the legal risk associated with performing such contracts;
- Our Company conducts legal training to enhance our employees' legal awareness;
- Our Company applies for trademarks, maintains and protects our existing trademarks, safeguards our goodwill and trade secrets and takes legal actions against behaviors that harm our reputation or interests;
- Our Company takes active measures to mitigate legal risks when disputes and litigation arise.

Money Laundering Risk

Money laundering risk refers to the risks of being used by money laundering, terrorist financing, proliferation financing, and related illegal and criminal activities in the course of conducting business and operating management of the Company, which may bring regulatory penalties, legal disputes, financial loss or reputation loss to the Company.

The Company mainly adopted the following measures to manage and prevent money laundering risks:

- Establishing an organizational structure for money laundering risk management and properly conducting anti-money laundering human resource assurance;
- Formulating and updating anti-money laundering policies in accordance with laws, regulations, and regulatory requirements;
- Conducting regular and irregular money laundering risk assessment;

- Integrating risk control measures into relevant business operation processes in consideration of anti-money laundering obligations, including customer identification, preservation of customer identity information and transaction records, suspicious transaction monitoring and reporting, name screening and monitoring, asset freezing;
- Continuously carrying out anti-money laundering publicity and training to promote the full transmission of money laundering risk management culture;
- Establishing and improving the anti-money laundering monitoring system and data quality control mechanism;
- Carrying out anti-money laundering inspection and internal audit work and conducting anti-money laundering performance appraisals, rewards and punishments, and emergency management work.

Reputational Risk

Reputational risk refers to the risk of negative comments from investors, issuers, regulators, disciplinary organizations, the public or the media on our Company because of our Company's actions or external events or our employees' violation of integrity rules, professional ethics, business norms, or rules and regulations of the industry, which may impair the brand value of the Company, hinder the normal operation of the Company, or even undermine the market and social stability.

Our Company has mainly adopted the following measures to manage and prevent reputational risk:

- All business departments take measures to prevent, manage and control reputational risks across important business activities and processes, and strictly follow "Know Your Customers (KYC)" principle, enhance project due diligence and quality control, as well as timely prevent and deal with potential reputational risk;
- Continuously improving and implementing the reputational risk management system and rules to specify the organizational structure and division of responsibilities for reputational risk management so as to consolidate reputational risk management work;
- Identifying and evaluating the risk information or sources that may affect the Company's reputation, conducting investigations of reputational risks and evaluation of reputational risks, adopting corresponding risk control measures based on the evaluation results, and continuously improving and implementing the mechanism for assessing, preventing, responding to and handling reputational risk events;

- Establishing of a sound public opinion monitoring and early warning system, conducting targeted monitoring, identification, early warning and evaluation of public opinions in relation to the Company, and publishing and communicating the Company's views and positions to the public in a timely manner, so as to avoid the spread and deterioration of erroneous information caused by misreading or misreporting in the public opinion environment;
- Defining the content, form, frequency and scope of reputational risk reporting to timely inform the Board and the management of the levels and management of reputational risks, and submitting reports on major reputational events as required by regulatory authorities or their branches, shareholder entities, etc.;
- Strengthening reputational risk management, developing employees' awareness of reputational risks and good professional conduct through system construction and training mechanism, improving the reputation information registration mechanism, incorporating employee reputation into the human resources management system, and strengthening the evaluation and accountability of personnel who led to a negative impact on the reputation of the Company.

(IV) Establishment of Monitoring and Complementary Mechanism of the Company's Risk Control Indicators

Establishment of risk control indicators monitoring

The Company has established a sound monitoring and management mechanism of the risk control indicators based on the regulatory standards and early warning standards for risk control indicators of securities companies stipulated by the CSRC. By means of the limit management, daily monitoring and reporting, regular stress test, report of abnormalities, etc., we continuously optimized and improved the comprehensive risk management system of the Company, so as to ensure that the net capital, liquidity and other risk control indicators always comply with the regulatory requirements.

Complementary mechanism

For risk control indicators, the Company has established a dynamic complementary mechanism for net capital and liquidity. The Company's complementary channels of net capital include but are not limited to suspending or reducing the scale of capital-intensive business, issuing subordinated bonds, increasing equity capital, reducing or suspending profit distribution, etc. The complementary channels of liquidity include but are not limited to raising external funds (such as corporate bonds, the medium-term note program, bank loans, commercial papers, beneficiary certificates, transfer of right to income, inter-bank borrowing, REPOs etc.), suspending or reducing the scale of certain businesses, realizing the liquidity reserves held by the Company, disposing other assets of the Company, etc.

(V) The Investment of the Company in Compliance Risk Control and Information Technology

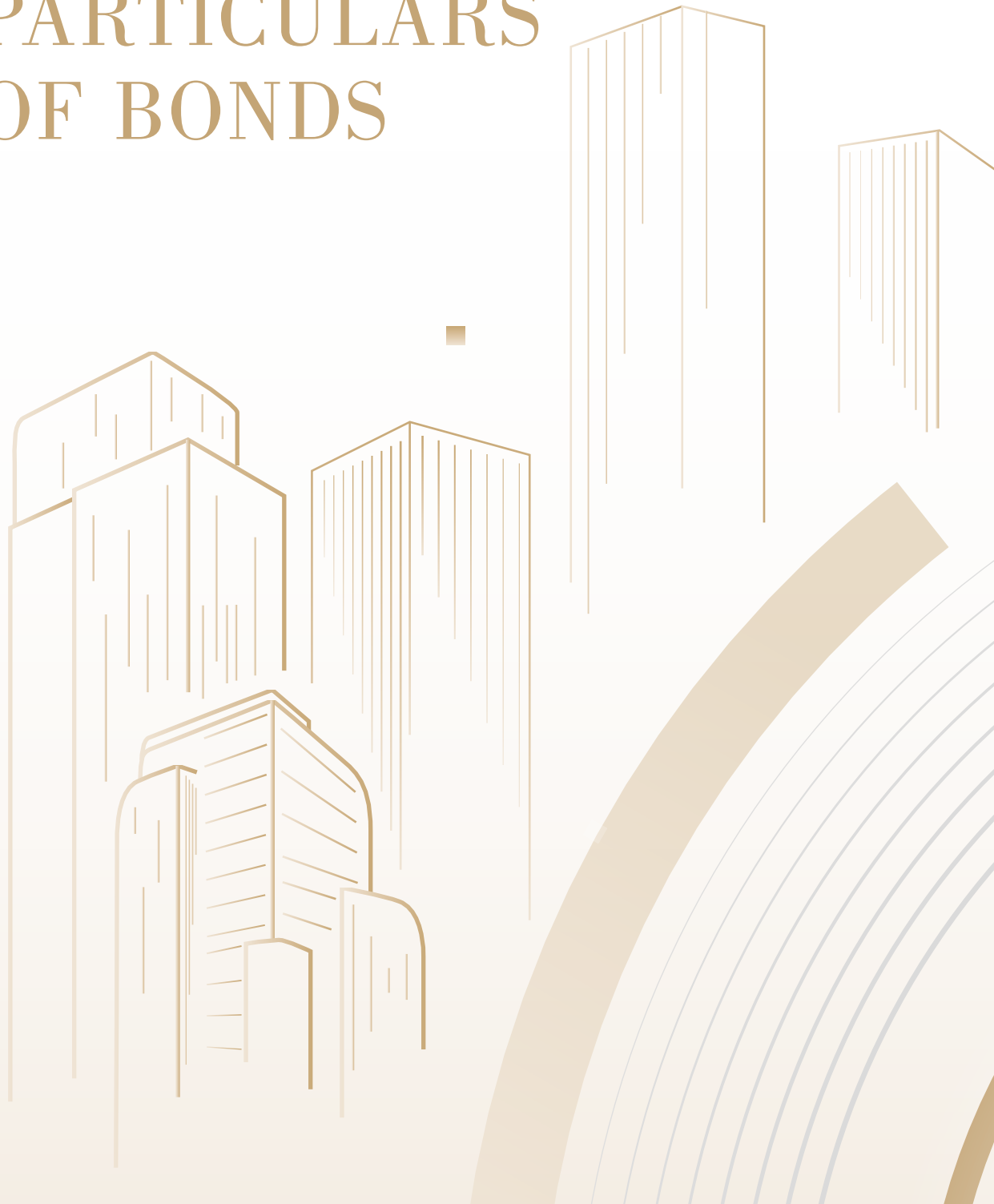
In 2024, the cumulative investment of the Company in compliance risk control and information technology amounted to RMB410.6 million and RMB1,584.6 million, respectively.

(VI) Business Innovation and Its Effects on the Company's Business Performance and Future Development, and Risk Control

During the Reporting Period, the Company actively improved its innovation capability, systematically integrated all-round resources for business innovation, and continuously launched new financial products and services. The development of business innovation can meet the diversified needs of customers, enhance the efficiency of resource utilization, as well as facilitate fast adaptation to the requirements of capital market reform, timely grasp of the future development direction of the financial market, and consolidate and enhance the core competitiveness of the Company.

The Company has established a mechanism for risk assessment, prevention and elimination of new businesses and products. All businesses or products with new features and risks are subject to the review of the new products' legal features, major risks or uncertainties and risk control measures under the relevant internal policies on new product management, and rigorous mechanism of hierarchical approval, accompanied by ongoing reviews and monitoring to ensure a match between innovative business development and risk management capabilities.

CORPORATE GOVERNANCE AND PARTICULARS OF BONDS





DIRECTORS' REPORT

I. PRINCIPAL BUSINESS

The principal businesses of our Company are Investment Banking, Equities Business, FICC, Asset Management, Private Equity, Wealth Management and relevant financial services. The business operations and prospects of our Company and risks possibly faced by our Company in our business activities are respectively set out in "Management Discussion and Analysis – Analysis of Principal Business" and "Management Discussion and Analysis – Risk Management" of this report. The key financial indicators of our Company are set out in "Summary of Accounting Data and Financial Indicators" and "Consolidated Financial Statements" of this report.

II. PLAN ON PROFIT DISTRIBUTION OR ON CONVERTING CAPITAL RESERVE INTO SHARE CAPITAL

(i) Formulation or Adjustment of Profit Distribution Policy

According to the *Articles of Association*, the profit distribution plan of the Company shall be formulated by the Board of Directors, and a special proposal shall be submitted to the Shareholders' General Meeting for consideration and approval before implementation. After the Shareholders' General Meeting of the Company makes a resolution on the profit distribution plan, or after the Board of Directors of the Company has resolved on the dividend distribution matter in accordance with the authorization by the Shareholders' General Meeting, the Company shall complete the distribution of dividends (or shares) within 2 months. The determination of whether to pay a dividend and in what amount is based on factors including the Company's results of operations, cash flows, financial condition, capital adequacy ratio, dividends the Company receives from its subsidiaries, future business prospects, statutory and regulatory restrictions on the payment of dividends by the Company and other factors that the Board of Directors deems relevant.

Article 236 of the *Articles of Association* stipulates the specific policies for the Company's profit distribution as follows: "(I) Profit shall be distributed in the following manner: the Company may use cash, shares or a combination of cash and shares or other methods permitted by law or regulation to distribute profit; (II) Conditions for and proportions of cash dividends distribution: if the Company has no events such as major investment plans or significant cash expenditures, and the Company's risk control indicators can meet regulatory requirements and the normal operating capital requirements of the Company can be satisfied after the distribution of cash dividends, within any three (3) consecutive years, the cumulative profit distributed by the Company in cash shall not be less than 30% of the annual average distributable profit realized in such three (3) years; (III) Interval of profit distribution: in principle, the Company makes a profit distribution once a year, and the Board of Directors can propose the Company to carry out the interim profit distribution according to the profit situation and the situation of capital requirements and related conditions; (IV) Conditions for issuing share dividends: when the Company is operating well and the Board of Directors believes that the Company's share price does not match the size of the Company's share capital and that the issuance of share dividends is in the interest of the shareholders of the Company as a whole, and comprehensively taking into account the Company's growth, dilution of net assets per share and other factors, it can propose share dividends distribution plan when the aforesaid conditions of cash dividends distribution are met." During the Reporting Period, the Company did not amend or adjust the above specific profit distribution policy.

(ii) Particulars of the Formulation and Implementation of Profit Distribution Policy

The Company's profit distribution policy, especially the cash dividend policy, was in line with the relevant industry requirements, with clear standards and ratios of dividend distribution. The relevant formulation and revision procedures were compliant, transparent and complete, without prejudice to the legitimate rights and interests of minority shareholders.

During the Reporting Period, the Company implemented the 2023 profit distribution plan and the 2024 interim profit distribution plan, and the relevant distribution plans were in line with the requirements of the *Articles of Association*, which had been considered and approved by the Board of Directors and the Shareholders' General Meeting of the Company. The independent Directors paid attention to and supervised the relevant profit distribution plans and performed their duties diligently. Minority shareholders expressed their views and aspirations through Shareholders' General Meeting, investor briefing session and other channels, and their legitimate rights and interests have been fully protected.

(iii) Profit Distribution Plans During the Reporting Period

The Company has implemented the 2024 interim profit distribution in December 2024, and distributed the interim cash dividends of RMB434,453,118.12 (tax-inclusive) to its Shareholders by way of cash dividend.

Comprehensively taking into account factors such as the Company's 2024 interim profit distribution, the capital needs of its current businesses and future development as well as the interests of Shareholders, and by the resolution of the Board of Directors, the proposed 2024 annual profit distribution plan of the Company is as follows, which is subject to the consideration and approval of the Shareholders' General Meeting:

1. The Company intends to distribute cash dividends to its Shareholders by way of cash dividend. The total proposed cash dividends are RMB434,453,118.12 (tax-inclusive). On the basis of 4,827,256,868 Shares in issue of the Company as at the Latest Practicable Date, the cash dividends of RMB0.90 (tax-inclusive) per 10 Shares are proposed to be distributed. In case of any changes in the total share capital of the Company before the record date to implement the 2024 annual profit distribution, the amount of cash dividend per Share will be adjusted accordingly while the total cash dividends of RMB434,453,118.12 (tax-inclusive) remain unchanged.
2. The cash dividends will be denominated and declared in RMB, and paid to the Shareholders in RMB or HKD. For any payments in HKD, the exchange rate will be converted based on the arithmetic mean of the average central parity of the exchange rate of RMB against Hong Kong dollars as announced by PBoC for the five business days prior to the date of the 2024 Annual General Meeting of the Company.

The distribution will be completed within two months after the 2024 annual profit distribution plan is considered and approved at the Shareholders' General Meeting. The Company will make further announcement on, among others, record date and date of distribution in relation to this dividend distribution.

In 2024, the Company did not implement or propose to implement the payment of share dividends, converting reserve into share capital or Share buybacks, and the total cash dividends of the Company (including interim cash dividends paid and annual cash dividends to be paid) would be RMB868,906,236.24 (tax-inclusive), representing 17% of the net profit attributable to shareholders of the parent company in the consolidated financial statements for the year 2024 (excluding the net profit attributable to holders of perpetual subordinated bonds).

(iv) Tax Relief and Exemption Information for Holders of H Shares

The holders of H Shares of our Company shall pay relevant tax and/or enjoy tax relief and exemption in accordance with the following provisions:

According to the *Individual Income Tax Law of the People's Republic of China* (《中華人民共和國個人所得稅法》) and its implementation rules, dividends paid to individuals by PRC companies are generally subject to an individual income tax levied at a flat rate of 20%.

Pursuant to the requirements of the *Notice of the Ministry of Finance and the State Administration of Taxation on Certain Policies Regarding Individual Income Tax* (Cai Shui Zi [1994] No. 020) (《財政部、國家稅務總局關於個人所得稅若干政策問題的通知》(財稅字[1994]020號)), individual foreigners are exempted from individual income tax on dividends and bonus received from foreign-invested enterprises in the PRC. As the Company is a foreign-invested joint stock limited company, the foreign individual Shareholders who hold the H Shares of the Company and whose names appear on the H-share register are not required to pay the individual income tax of the PRC.

Pursuant to the *Notice of the State Administration of Taxation on Issues Concerning Withholding the Enterprise Income Tax on Dividends Paid by Chinese Resident Enterprises to Holders of H Shares who are Overseas Non-resident Enterprises* (Guo Shui Han [2008] No. 897) (《關於中國居民企業向境外H股非居民企業股東派發股息代扣代繳企業所得稅有關問題的通知》(國稅函[2008]897號)), a PRC resident enterprise, when distributing dividends for 2008 and for the years afterwards to holders of H Shares who are overseas non-resident enterprises, shall withhold the enterprise income tax at a flat rate of 10%. A non-PRC resident enterprise which is entitled to a preferential tax rate under an applicable tax treaty or arrangement may, directly or through its agent, apply to the competent tax authorities for a refund of the excess amount of tax withheld.

Pursuant to the *Notice on Taxation Policies concerning the Pilot Program of an Interconnection Mechanism for Transactions in the Shanghai and Hong Kong Stock Markets* (Cai Shui [2014] No. 81) (《關於滬港股票市場交易互聯互通機制試點有關稅收政策的通知》(財稅[2014]81號)) and the *Notice on Taxation Policies concerning the Pilot Program of an Interconnection Mechanism for Transactions in the Shenzhen and Hong Kong Stock Markets* (Cai Shui [2016] No. 127) (《關於深港股票市場交易互聯互通機制試點有關稅收政策的通知》(財稅[2016]127號)) jointly promulgated by the Ministry of Finance, the State Administration of Taxation and the CSRC, for dividends derived by mainland individual investors from investing in H Shares listed on the Hong Kong Stock Exchange through Shanghai-Hong Kong Stock Connect or Shenzhen-Hong Kong Stock Connect, H-share companies shall withhold individual income tax at a tax rate of 20% for the investors. For mainland securities investment funds investing in shares listed on the Hong Kong Stock Exchange through Shanghai-Hong Kong Stock Connect or Shenzhen-Hong Kong Stock Connect, the above rules also apply and individual income tax shall be levied on dividends derived therefrom. Dividends derived by mainland enterprise investors from investing in shares listed on the Hong Kong Stock Exchange through Shanghai-Hong Kong Stock Connect or Shenzhen-Hong Kong Stock Connect shall be reported and paid by the enterprise investors themselves. H-share companies will not withhold or pay enterprise income tax on their behalf in the distribution of dividends. For dividends derived by mainland resident enterprises where the relevant H shares have been continuously held for more than 12 months, the enterprise income tax thereon may be exempt according to the tax law.

(v) Cash Dividends for the Last Three Financial Years (2022-2024)

Unit: RMB

Cumulative amount of cash dividends for the last three financial years (tax-inclusive)	2,606,718,709
Cumulative amount repurchased and cancelled for the last three financial years	–
Cumulative amount of cash dividends and repurchase and cancellation for the last three financial years ⁽¹⁾	2,606,718,709
Average of the net profit attributable to shareholders of the parent company in the consolidated financial statements for the last three financial years ⁽²⁾	6,482,658,615
Cash dividend ratio for the last three financial years (%) ⁽³⁾	40%
Net profit attributable to shareholders of the parent company in the consolidated financial statements for the latest financial year (excluding the net profit attributable to holders of perpetual subordinated bonds)	4,997,913,162
Undistributed profit at the end of year in the parent company's statements for the latest financial year	8,689,026,042

Note: (3)=(1)/(2)

III. ISSUANCE OF SHARES, USE OF PROCEEDS AND USAGE PROGRESS

During the Reporting Period, the Company did not issue any shares and did not use the relevant proceeds.

For other financing activities of the Company during the Reporting Period, please refer to "Management Discussion and Analysis – Analysis on Investment and Financing Activities" and "Particulars of Bonds" in this report.

IV. ISSUANCE OF BONDS

During the Reporting Period, the Group completed the issuance of 8 tranches of corporate bonds, 4 tranches of subordinated bonds, 2 tranches of perpetual subordinated bonds and 2 tranches of medium-term notes, with an aggregate principal amount of RMB24.0 billion and US\$1.2 billion. The funds raised were fully used to replenish the working capital and repay or replace direct debt financing instruments that were due or resold, and other general corporate purposes. For further details, please refer to "Changes in Shares and Information of Shareholders – Issuance and Listing of Securities – Issuance of Securities" and "Particulars of Bonds" in this report.

V. DIRECTORS' AND SUPERVISORS' SERVICE CONTRACTS

Our Company has entered into service contracts with the Directors and Supervisors. The Directors or Supervisors may be re-elected upon expiry of their term of office, upon the approval by the Shareholders' General Meeting.

In addition, none of the Directors or Supervisors has entered into any service contracts with our Company or its subsidiaries which cannot be terminated within one year without compensation (other than statutory compensation).

VI. PERMITTED INDEMNITY

Our Company has maintained liability insurance policies for its Directors, Supervisors and senior management.

VII. DIRECTORS' AND SUPERVISORS' INTEREST IN TRANSACTIONS, ARRANGEMENTS OR CONTRACTS OF SIGNIFICANCE

No transactions, arrangements or contracts of significance in which the Directors or Supervisors of the Company or their connected entities had a material interest, directly or indirectly, has been entered into by our Company or its subsidiaries during the Reporting Period.

VIII. DIRECTORS' INTERESTS IN BUSINESSES THAT COMPETE WITH THE BUSINESSES OF OUR COMPANY

Save as disclosed in the "Directors, Supervisors, Senior Management and Employees – Biographies of Directors, Supervisors and Senior Management" of this report, none of the Directors has any disclosable interests in any business competing against the businesses of our Company.

IX. RIGHTS OF DIRECTORS AND SUPERVISORS TO ACQUIRE SHARES OR DEBENTURES

As of the end of the Reporting Period, none of the Company or any of its subsidiaries was a party to any arrangements to enable the Directors, Supervisors or their spouses or minor children under the age of 18 to acquire benefits by means of acquiring shares or debentures of the Company or any other body corporate.

X. MANAGEMENT CONTRACTS

Save for employment contracts with employees, our Company did not enter into any contracts nor had any existing contracts in respect of all or any significant part of management and administration of business of our Company during the Reporting Period.

XI. PRE-EMPTIVE RIGHTS

During the Reporting Period, our Company has no arrangements in respect of pre-emptive rights according to the provisions under the PRC laws and the *Articles of Association*.

XII. RESERVES AND DISTRIBUTABLE RESERVES

For the movement of distributable profit, please refer to "Notes to the Consolidated Financial Statements – 61. Statement of Financial Position and Changes in Equity of the Company".

XIII. MAJOR CLIENTS AND SUPPLIERS

Our Company has a high-quality and diversified client base (primarily consisting of industry-leading corporations, institutional investors and high-net-worth individuals). Our Company develops and maintains long-term cooperation with clients and is dedicated to providing them with a comprehensive suite of products and services. Our Company has won our clients' loyalty through our deep engagement and thorough knowledge and understanding of their businesses.

The Group's client base is diversified. In 2024, revenue from transactions with the top five customers accounted for less than 30% of our Company's total revenue.

By virtue of the nature of our Company's business, our Company has no major suppliers. In 2024, the total purchases from the top five suppliers accounted for less than 30% of our Company's total purchases.

XIV. DONATION

During the Reporting Period, the Group donated over RMB30,034.9 thousand to support public welfare and assistance programs.

By order of the Board
Chairman
Chen Liang

CHANGES IN SHARES AND INFORMATION OF SHAREHOLDERS

I. CHANGES IN SHARE CAPITAL

(i) Changes in Shares

As of the end of the Reporting Period, the total number of issued Shares of the Company were 4,827,256,868 Shares, of which, 2,923,542,440 were A Shares and 1,903,714,428 were H Shares.

During the Reporting Period, there was no change in the total number of Shares and capital structure of the Company.

During the Reporting Period and up to the Latest Practicable Date, the Company had no preferred shares.

Effect of changes in shares on financial indicators such as earnings per share and net assets per share for the most recent year and the most recent period: Not applicable

(ii) Changes in Shares Subject to Selling Restrictions

Not applicable. During the Reporting Period, all of the Company's Shares were outstanding shares not subject to selling restrictions.

II. ISSUANCE AND LISTING OF SECURITIES

(i) Issuance of Securities

During the Reporting Period, the Company did not issue ordinary shares, convertible corporate bonds, detachable convertible bonds and other derivative securities.

During the Reporting Period, the information of the issued bonds (including enterprise bonds, corporate bonds and debt financing instruments of financial enterprises) of the Company and its subsidiaries is as follows:

Currency: RMB

Issuer	Name of bond	Abbreviation	Code	Class of bonds	Issuing date	Coupon rate (%)	Issuance size		Approved listing		Termination date of transaction	Trading arrangements
							(RMB in 100 million)	(RMB in 100 million)	(RMB in 100 million)	Place for trading		
CCC Wealth Management	2024 Subordinated Bonds of China CCC Wealth Management Securities Company Limited Publicly Issued to Professional Investors (First Tranche) (Type I)	24-CICC WMS	240469SH	Subordinated bonds	12/1/2024	2.930	10.00	18/1/2024	10.00	SSE	15/1/2027	Matching, one-click-order, price-enquiry, bidding and agreement trading
	2024 Subordinated Bonds of China CCC Wealth Management Securities Company Limited Publicly Issued to Professional Investors (First Tranche) (Type II)	24-CICC WMS	240470SH	Subordinated bonds	12/1/2024	3.180	20.00	18/1/2024	20.00	SSE	15/1/2029	Matching, one-click-order, price-enquiry, bidding and agreement trading
CCC Wealth Management	2024 Corporate Bonds of China CCC Wealth Management Securities Company Limited Publicly Issued to Professional Investors (First Tranche) (Type I)	24-CICC WMS	241027SH	Corporate bonds	24/5/2024	2.180	10.00	30/5/2024	10.00	SSE	27/11/2025	Matching, one-click-order, price-enquiry, bidding and agreement trading
	2024 Corporate Bonds of China CCC Wealth Management Securities Company Limited Publicly Issued to Professional Investors (First Tranche) (Type II)	24-CICC WMS	241028SH	Corporate bonds	24/5/2024	2.270	20.00	30/5/2024	20.00	SSE	27/11/2026	Matching, one-click-order, price-enquiry, bidding and agreement trading
CCC Wealth Management	2024 Corporate Bonds of China CCC Wealth Management Securities Company Limited Publicly Issued to Professional Investors (First Tranche) (Type I)	24-CICC WMS	242045SH	Corporate bonds	28/11/2024	2.100	15.00	5/12/2024	15.00	SSE	29/11/2027	Matching, one-click-order, price-enquiry, bidding and agreement trading
	2024 Corporate Bonds of China CCC Wealth Management Securities Company Limited Publicly Issued to Professional Investors (Second Tranche) (Type I)	24-CICC WMS	242046SH	Corporate bonds	28/11/2024	2.250	15.00	5/12/2024	15.00	SSE	29/11/2029	Matching, one-click-order, price-enquiry, bidding and agreement trading
CCC	2024 Subordinated Bonds of China International Capital Corporation Limited Publicly Issued to Professional Investors (First Tranche) (Type I)	24-CICC C1	240514SH	Subordinated bonds	17/1/2024	2.870	5.00	24/1/2024	5.00	SSE	18/1/2027	Matching, one-click-order, price-enquiry, bidding and agreement trading

Changes in Shares and Information of Shareholders

Issuer	Name of bond	Abbreviation	Code	Class of bonds	Issuing date	Coupon rate (%)	Issuance size		Approved listing		Termination date of transaction	Trading arrangements
							(RMB in 100 million)	(RMB in 100 million)	Place for trading	Transaction date		
CICC	2024 Subordinated Bonds of China International Capital Corporation Limited Publicly Issued to Professional Institutional Investors (First Tranche) (Type II)	24-CICC2	240515SH	Subordinated bonds	17/11/2024	3.050	10.00	24/11/2024	10.00	SSE	18/11/2029	Matching, one-click-order, price-enquiry, bidding and agreement trading
CICC	2024 Corporate Bonds of China International Capital Corporation Limited Publicly Issued to Professional Institutional Investors (First Tranche) (Type I)	24-CICC G1	240630SH	Corporate bonds	29/2/2024	2.390	25.00	7/3/2024	25.00	SSE	4/3/2028	Matching, one-click-order, price-enquiry, bidding and agreement trading
CICC	2024 Corporate Bonds of China International Capital Corporation Limited Publicly Issued to Professional Institutional Investors (First Tranche) (Type II)	24-CICC G2	240635SH	Corporate bonds	29/2/2024	2.440	15.00	7/3/2024	15.00	SSE	4/3/2029	Matching, one-click-order, price-enquiry, bidding and agreement trading
CICC	2024 Corporate Bonds of China International Capital Corporation Limited Publicly Issued to Professional Institutional Investors (First Tranche) (Type II)	24-CICC G3	240636SH	Corporate bonds	29/2/2024	2.700	10.00	7/3/2024	10.00	SSE	4/3/2034	Matching, one-click-order, price-enquiry, bidding and agreement trading
CICC	2024 Perpetual Subordinated Bonds of China International Capital Corporation Limited Publicly Issued to Professional Institutional Investors (First Tranche) (Type III)	24-CICC Y1	241280SH	Perpetual subordinated bonds	12/7/2024	2.350	30.00	18/7/2024	30.00	SSE	-	Matching, one-click-order, price-enquiry, bidding and agreement trading
CICC	2024 Corporate Bonds of China International Capital Corporation Limited Non-publicly Issued to Professional Investors (First Tranche)	24-CICC F1	250602SH	Corporate bonds	27/11/2024	2.050	20.00	4/12/2024	20.00	SSE	28/5/2027	One-click-order, price-enquiry, bidding and agreement trading
CICC	2024 Perpetual Subordinated Bonds of China International Capital Corporation Limited Publicly Issued to Professional Investors (Second Tranche)	24-CICC Y2	240134SH	Perpetual subordinated bonds	16/7/2024	2.150	35.00	23/12/2024	35.00	SSE	-	Matching, one-click-order, price-enquiry, bidding and agreement trading
CICC-Hong Kong Finance 2016 MTN Limited	USD500m 5.012% Notes due 2027	CICCHK5.012	XS2745345087	Overseas USD-denominated medium-term notes	18/11/2024	5.012	35.94	19/11/2024	35.94	HKEX	18/11/2027	Public offer

Issuer	Name of bond	Abbreviation	Code	Class of bonds	Issuing date	Coupon rate (%)	Issuance size		Approved listing		Trading arrangements
							(RMB in 100 million)	Listing date	(RMB in 100 million)	Place for trading	
CICC Hong Kong Finance 2016 MTN Limited	USD700m Floating Rate Notes due 2027	CICCHK Float	XS2745346051	Overseas USD-denominated medium-term notes	18/1/2024	SOFR Compounded Index + 0.95%	5032	19/1/2024	5032	HKEX	18/1/2027 Public offer

Note 1: The medium-term note is USD-denominated and the translation is based on the middle exchange rates to RMB (7.1884) as at December 31, 2024. The issuance size and the approved listing transaction size are in RMB100 million.

Note 2: The maturity date of floating-rate MTN is the interest payment date falling on or nearest to the termination date of transaction listed above.

(ii) Changes in Total Number of Ordinary Shares and Shareholding Structure and the Assets and Liabilities Structure of the Company

For the information on changes in total number of ordinary shares and shareholding structure of the Company, please refer to “Changes in Share Capital” in this section of this report.

For the information on changes in the assets and liabilities structure of the Company, please refer to “Management Discussion and Analysis – Analysis on Principal Operations and Financial Statements” in this report.

(iii) During the Reporting Period, the Company Had No Existing Internal Employee Shares

III. INFORMATION OF SHAREHOLDERS

(i) Total Number of Shareholders

As of the end of the Reporting Period, the Company had a total of 123,020 ordinary shareholders, among which 122,655 are holders of A Shares and 365 are registered holders of H Shares.

As of the end of February 2025, the Company had a total of 154,566 ordinary shareholders, among which 154,204 are holders of A Shares and 362 are registered holders of H Shares.

(ii) Shareholdings of Top Ten Shareholders and Participation in Securities Lending and Refinancing Business

1. Shareholdings of top ten shareholders (excluding Shares lent through securities lending and refinancing business)

Unit: share

Name of shareholder	Number of shares held as at the end of the Reporting Period	Percentage of shares held as at the end of the Reporting Period	Increase/decrease during the Reporting Period	Number of shares held subject to selling restrictions	Class of shares	Pledged, marked or frozen shares	Class of shareholder
Central Huijin Investment Ltd.	1,936,155,680	40.11%	–	–	A Shares	Nil	Nation
HKSCC Nominees Limited ^{Note 3}	1,903,003,004	39.42%	+37,070	–	H Shares	Unknown	Foreign legal person
China National Investment and Guaranty Corporation	50,347,159	1.04%	-52,782,487	–	A Shares	Nil	State-owned legal person
Hong Kong Securities Clearing Company Limited ^{Note 4}	48,398,384	1.00%	+20,702,124	–	A Shares	Nil	Foreign legal person
Industrial and Commercial Bank of China Limited – Huatai-PB CSI 300 Open-ended Index Fund	19,931,769	0.41%	+13,635,800	–	A Shares	Nil	Others
China Construction Bank Corporation – Guotai CSI All Share Securities Company Trading Index Securities Investment Open-ended Fund	17,038,083	0.35%	+350,719	–	A Shares	Nil	Others
China Construction Bank Corporation – Huabao CSI All Share Securities Company Trading Index Securities Investment Open-ended Fund	14,216,578	0.29%	+1,810,051	–	A Shares	Nil	Others
China Construction Bank Corporation – E Fund CSI 300 Trading Open-ended Index Initiated Securities Investment Fund	13,927,700	0.29%	+11,612,700	–	A Shares	Nil	Others
Hangzhou Haoyue Enterprise Management Co., Ltd. ^{Note 5}	13,757,670	0.28%	–	–	A Shares	Nil	Domestic non-state-owned legal person
China Life Asset Management-Industrial Bank – China Life Asset – Qianyuan Superior Selection 2374 Asset Management Product	11,118,300	0.23%	-624,700	–	A Shares	Nil	Others

Notes:

1. As at the end of the Reporting Period, all of the Company's A Shares and H Shares were outstanding shares not subject to selling restrictions, therefore, the shareholdings of top ten Shareholders not subject to selling restrictions were consistent with the shareholdings in the above table;
2. The information set out in the above table are extracted from the information on registered shareholders which was obtained by the Company from the share register or calculated based on such information. Some Shareholders were not among the top ten Shareholders at the beginning of the period, therefore, their shareholdings at the beginning of the period were not previously disclosed;
3. HKSCC Nominees Limited is the nominal holder of shares on behalf of the unregistered shareholders of H Shares of the Company. The number of shares held by HKSCC Nominees Limited includes the shares held by Tencent Mobility Limited and Des Voeux Investment Company Limited which are registered under the name of HKSCC Nominees Limited;
4. The shares held by Hong Kong Securities Clearing Company Limited refer to shares held by non-registered shareholders of northbound of the Shanghai-Hong Kong Stock Connect;
5. Hangzhou Haoyue Enterprise Management Co., Ltd., the newly established company after the subsisting and splitting plan of Alibaba (China) Network Technology Co., Ltd., inherited the A Shares of the Company previously held by Alibaba (China) Network Technology Co., Ltd.

Other issues: There is no designated repurchase account for the above-mentioned top ten Shareholders.

The Company is not aware of any relevant arrangements with voting rights entrusted by or to, or waived by the top ten Shareholders, and is also not aware of any related relationship or acting in concert arrangements among these top ten Shareholders.

2. Shares lent through securities lending and refinancing business by top ten Shareholders

Unit: share

Name of shareholder	Shareholding of general account and credit account at the beginning of the Reporting Period		Shares lent through securities lending and refinancing business and not yet been returned at the beginning of the Reporting Period		Shareholding of general account and credit account at the end of the Reporting Period		Shares lent through securities lending and refinancing business and not yet been returned at the end of the Reporting Period	
	Number	Percentage	Number	Percentage	Number	Percentage	Number	Percentage
		(%)		(%)		(%)		(%)
Industrial and Commercial Bank of China Limited – Huatai-PB CSI 300 Open-ended Index Fund	6,295,969	0.13	345,300	0.01	19,931,769	0.41	–	–
China Construction Bank Corporation – Guotai CSI All Share Securities Company Trading Index Securities Investment Open-ended Fund	16,687,364	0.35	2,350,100	0.05	17,038,083	0.35	–	–
China Construction Bank Corporation – Huabao CSI All Share Securities Company Trading Index Securities Investment Open-ended Fund	12,406,527	0.26	407,800	0.01	14,216,578	0.29	–	–
China Construction Bank Corporation – E Fund CSI 300 Trading Open-ended Index Initiated Securities Investment Fund	2,315,000	0.05	160,000	0.003	13,927,700	0.29	–	–

Note: The above table is prepared based on the inquiry results for shares lent by Shareholders from China Securities Finance Corporation Limited.

3. Changes in the top ten Shareholders as a result of Shares lent/returned through securities lending and refinancing business over the last period

Unit: share

Name of shareholder	Addition/ withdrawal during the Reporting Period	Shares lent through securities lending and refinancing business and not yet been returned at the end of the Reporting Period		Shareholding of general account and credit account, and shares lent through securities lending and refinancing business and not yet been returned at the end of the Reporting Period	
		Number	Percentage (%)	Number	Percentage (%)
Industrial and Commercial Bank of China Limited – Huatai-PB CSI 300 Open-ended Index Fund	Addition	-	-	19,931,769	0.41
China Construction Bank Corporation – E Fund CSI 300 Trading Open-ended Index Initiated Securities Investment Fund	Addition	-	-	13,927,700	0.29

Note: The above table is prepared based on the inquiry results for shares lent by Shareholders from China Securities Finance Corporation Limited.

(iii) Shareholding of Holders of Restricted Shares

As of the end of the Reporting Period, all of the Company's Shares were outstanding shares not subject to selling restrictions, therefore not applicable.

(iv) Strategic Investors or General Legal Persons Who Became Top Ten Shareholders Due to Placement of New Shares

Not applicable.

IV. CONTROLLING SHAREHOLDER AND ACTUAL CONTROLLER

(i) Controlling Shareholder and Actual Controller

The controlling shareholder and the actual controller of the Company is Huijin Company. During the Reporting Period, there was no change in the controlling shareholder and the actual controller. For information on Huijin Company's shareholding in the Company, please refer to "Shareholdings of Top Ten Shareholders and Participation in Securities Lending and Refinancing Business" of this section in this report.

Huijin Company is a state-owned investment company established in accordance with the *Company Law*. Headquartered in Beijing, Huijin Company was established in December 2003 and mandated to exercise the rights and assume the obligations as a contributor in major state-owned financial enterprises on behalf of the PRC Government. In September 2007, the Ministry of Finance issued special sovereign bonds and acquired all the shares of Huijin Company from the PBoC. The acquired shares of Huijin Company were injected into China Investment Corporation as part of its initial capital contribution. However, principal shareholder rights of Huijin Company are exercised by the State Council. The members of the Board of Directors and Supervisory Committee of Huijin Company are appointed by and are accountable to the State Council. In accordance with authorization by the State Council, Huijin Company makes equity investments in major state-owned financial enterprises, and shall, to the extent of its capital contribution, exercise the rights and perform the obligations as a contributor on behalf of the PRC Government in accordance with applicable laws, so as to achieve the goal of preserving and enhancing the value of state-owned financial assets. Huijin Company does not conduct any other business or commercial activity and does not intervene in the daily business operations of the key state-owned financial enterprise in which it holds controlling shareholding. The basic information of Huijin Company is as follows:

Name	Central Huijin Investment Ltd.
Legal representative	Zhang Qingsong
General Manager	Liu Jiawang
Date of establishment	December 16, 2003
Nature of business	Investment in equity interests of major state-owned financial institutions under the authorisation of the State Council and other related businesses approved by the State Council
Registered capital	RMB828.209 billion

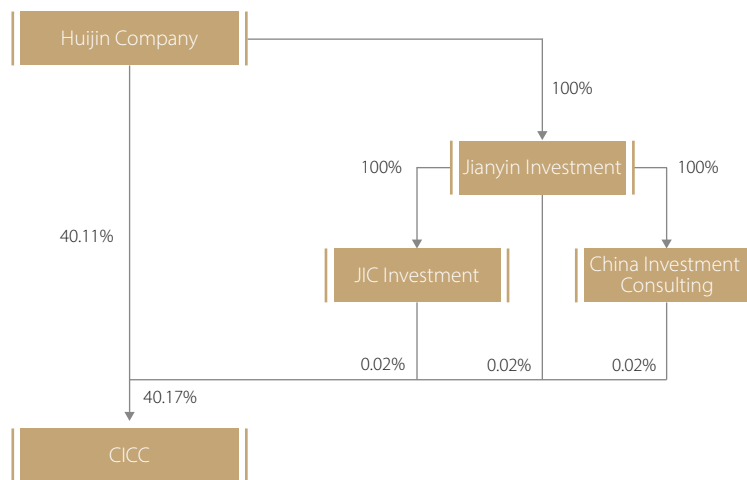
As of the end of the Reporting Period, other companies directly held by Huijin Company are as follows:

No.	Name of institution	Shareholding of Huijin Company
1	China Development Bank	34.68%
2	Industrial and Commercial Bank of China Limited ★ ☆	34.79%
3	Agricultural Bank of China Limited ★ ☆	40.14%
4	Bank of China Limited ★ ☆	64.13%
5	China Construction Bank Corporation ★ ☆	57.14%
6	China Everbright Group Ltd.	63.16%
7	China Export & Credit Insurance Corporation	73.63%
8	China Reinsurance (Group) Corporation ☆	71.56%
9	China Jiayin Investment Limited	100.00%
10	China Galaxy Financial Holding Co., Ltd.	69.07%
11	Shenwan Hongyuan Group Co., Ltd. ★ ☆	20.05%
12	New China Life Insurance Company Ltd. ★ ☆	31.34%
13	Zhong Hui Life Insurance Co., Ltd.	80.00%
14	Evergrowing Bank Co., Limited	40.46%
15	Bank of Hunan Co., Ltd.	20.00%
16	China Securities Co., Ltd. ★ ☆	30.76%
17	China Galaxy Asset Management Co., Ltd.	13.30%
18	Guotai Junan Investment Management Co., Ltd.	14.54%

Notes:

- ★ represents A-share listed companies; ☆ represents H-share listed companies.
- In addition to the above controlled and participating companies, Huijin Company also wholly owns Central Huijin Asset Management Ltd.

(ii) Framework of the Ownership and Controlling Relationship Between the Company and the Controlling Shareholder and Actual Controller



V. DISCLOSURE OF INTERESTS

(i) Directors', Supervisors' and Chief Executive's Interests and Short Positions

As of the end of the Reporting Period, none of the Directors, Supervisors and chief executive of our Company had any interests or short positions in the shares, underlying shares or debentures of our Company and its associated corporations (within the meaning of Part XV of the *SFO*) as recorded in the register required to be kept by our Company under section 352 of the *SFO*, or as otherwise notified to our Company and the Hong Kong Stock Exchange pursuant to the *Model Code* as set out in Appendix C3 to the *Listing Rules of the Stock Exchange*.

(ii) Substantial Shareholders' Interests and Short Positions

As of the end of the Reporting Period, to the knowledge of our Company and the Directors after making reasonable inquiries, the following persons (other than the Directors, Supervisors and chief executive of our Company as disclosed above) have interests or short positions in shares or underlying shares which would be required to be disclosed to our Company under the provisions of Divisions 2 and 3 of Part XV of the *SFO* and recorded in the register required to be maintained by our Company under Section 336 of the *SFO*:

Name	Class of Shares	Capacity	Number of securities/ Type of shares held	Percentage of the total share capital (%)	Percentage of the total number of the relevant class of shares (%)
Huijin Company (Note 2)	A Shares	Beneficial owner	1,936,155,680/ Long positions	40.11	66.23
		Interest of controlled corporation	2,734,800/ Long positions	0.06	0.09
Alibaba Group Holding Limited (Note 3)	H Shares	Interest of controlled corporation	202,844,235/ Long positions	4.20	10.66
Tencent Holdings (Note 4)	H Shares	Interest of controlled corporation	216,249,059/ Long positions	4.48	11.36

Notes:

- Pursuant to Part XV of the SFO, the Shareholders of the Company are required to file disclosure of interests forms to the Hong Kong Stock Exchange when certain criteria are fulfilled. When shareholding of a Shareholder in the Company changes, it is not necessary to notify the Company or the Hong Kong Stock Exchange unless certain criteria are fulfilled. Therefore, the shareholdings filed with the Hong Kong Stock Exchange may be different from the latest shareholding of the Shareholders. The number and proportion of Shares held by the relevant Shareholders as shown in the above table may also differ from the actual number and proportion of Shares held by the relevant Shareholders as at the end of the Reporting Period as disclosed elsewhere in this report.
- Each of Jianyin Investment, JIC Investment and China Investment Consulting is wholly owned by Huijin Company. Therefore, Huijin Company is deemed to be interested in 2,734,800 A Shares held by Jianyin Investment, JIC Investment and China Investment Consulting for the purpose of the SFO.
- As of the end of the Reporting Period, Des Voeux Investment Company Limited held 202,844,235 H Shares of the Company. Des Voeux Investment Company Limited is wholly owned by Alibaba Group Treasury Limited, which is wholly owned by Alibaba Group Holding Limited. Therefore, Alibaba Group Treasury Limited and Alibaba Group Holding Limited are deemed to be interested in 202,844,235 H Shares held by Des Voeux Investment Company Limited under the SFO. For the actual shareholding of Hangzhou Haoyue Enterprise Management Co., Ltd., a wholly-owned subsidiary of Alibaba Group Holding Limited, in the Company as of the end of the Reporting Period, please refer to "Information of Shareholders" of this section in this report.
- As of the end of the Reporting Period, Tencent Mobility Limited, directly interested in 216,249,059 H Shares, is a wholly-owned subsidiary of Tencent Holdings, which is therefore deemed to be interested in the H Shares held by Tencent Mobility Limited.

VI. SUFFICIENT PUBLIC FLOAT

As of the Latest Practicable Date and based on the information available to our Company and to the knowledge of the Directors, our Company's public float complies with the requirements of Rule 8.08 of the *Listing Rules of the Stock Exchange*.

VII. PURCHASE, SALE OR REDEMPTION OF SECURITIES OF OUR COMPANY

For details, please refer to "Particulars of Bonds – Bond Issuance and Duration – Triggering and implementation of the corporate bonds with option clauses" in this report.

During the Reporting Period, save as otherwise disclosed in this report, neither the Company nor its subsidiaries have purchased, sold or redeemed any of the Company's securities (including sale of treasury shares). As of the end of the Reporting Period, none of the Company or any of its subsidiaries had any treasury shares.

VIII. OTHER EXPLANATIONS

During the Reporting Period, there is no case that the accumulative number of pledged shares of the Company held by the controlling shareholder of the Company exceeded 80% of the total number of Shares held by it, or that the reduction of Shares held by the controlling shareholder and other covenanters is restricted.

During the Reporting Period, the Company did not repurchase any Shares.

DIRECTORS, SUPERVISORS, SENIOR MANAGEMENT AND EMPLOYEES

I. BASIC INFORMATION, CHANGES IN SHAREHOLDINGS AND REMUNERATIONS OF DIRECTORS, SUPERVISORS AND SENIOR MANAGEMENT

Name	Position	Tenure for the session	Gender	Date of birth	Number of shares held at the beginning of the year (Share)	Number of shares held at the end of the year (Share)	Whether received remuneration from related party of the Company
Chen Liang (陳亮)	Chairman of the Board, Executive Director	Since November 2023	Male	January 1968	0	0	No
	Chairman of the Management Committee	Since October 2023					
	President (performing duties in place of the President)	Since April 2024					
Zhang Wei (張薇)	Non-executive Director	Since June 2023	Female	October 1981	0	0	No
Kong Lingyan (孔令岩)	Non-executive Director	Since June 2023	Male	February 1977	0	0	No
Ng Kong Ping Albert (吳港平)	Independent Non-executive Director	Since June 2022	Male	September 1957	0	0	No
Lu Zhengfei (陸正飛)	Independent Non-executive Director	Since June 2022	Male	November 1963	0	0	No
Peter Hugh Nolan (彼得·諾蘭)	Independent Non-executive Director	Since March 2020	Male	April 1949	0	0	No
Zhou Yu (周禹)	Independent Non-executive Director	Since June 2023	Male	February 1981	0	0	No
Gao Tao (高濤)	Chairman of the Supervisory Committee, Employee Representative Supervisor	Since June 2017	Male	January 1965	0	0	No
Jin Lizuo (金立佐)	Supervisor	Since June 2015	Male	June 1957	0	0	Yes
Cui Zheng (崔錚)	Supervisor	Since February 2020	Male	December 1980	0	0	No
Zhang Kejun (張克均)	Member of the Management Committee	Since October 2021	Male	February 1966	0	0	No
Xu Yicheng (徐翌成)	Member of the Management Committee	Since January 2023	Male	October 1974	0	0	No
	Chief Financial Officer (performing duties in place of the Chief Financial Officer)	Since April 2024					
Wang Jianli (王建力)	Member of the Management Committee	Since January 2023	Male	August 1971	0	0	No
Wang Shuguang (王曙光)	Member of the Management Committee	Since January 2023	Male	November 1974	0	0	No
Du Pengfei (杜鵬飛)	Member of the Management Committee	Since April 2023	Male	July 1974	0	0	No
Liang Dongqing (梁東擘)	Member of the Management Committee	Since September 2024	Female	December 1983	0	0	No
Hu Changsheng (胡長生)	Member of the Management Committee	Since June 2017	Male	March 1966	0	0	No
Sun Nan (孫男)	Member of the Management Committee	Since January 2024	Male	September 1979	0	0	No
	Secretary to the Board of Directors	Since May 2020					
Zhang Fengwei (張逢偉)	Chief Risk Officer	Since June 2017	Male	December 1967	0	0	No
Cheng Long (程龍)	Chief Information Officer	Since October 2021	Male	March 1976	0	0	No
Zhou Jiaying (周佳興)	Chief Compliance Officer	Since December 2021	Male	August 1972	0	0	No
Resigned Personnel							
Duan Wenwu (段文務)	Non-executive Director	February 2020 – June 2024	Male	June 1969	0	0	Yes
Deng Xingbin (鄧星斌)	Non-executive Director	June 2024 – November 2024	Male	December 1968	0	0	Yes

Name	Position	Tenure for the session	Gender	Date of birth	Number of shares held at the beginning of the year (Share)	Number of shares held at the end of the year (Share)	Whether received remuneration from related party of the Company
Wu Bo (吳波)	President	November 2023 – April 2024					
	Chief Financial Officer	September 2023 – April 2024	Male	June 1977	0	0	No
	Member of the Management Committee	April 2018 – April 2024					
Chu Gang (楚鋼)	Chief Operating Officer, Member of the Management Committee	April 2015 – February 2024	Male	February 1964	0	0	No
Ma Kui (馬葵)	Financial Controller	May 2015 – February 2024	Female	October 1971	19,600 (H Shares)	19,600 (H Shares)	No
Total	/	/	/	/	19,600 (H Shares)	19,600 (H Shares)	/

Notes:

- For details of changes in Directors, Supervisors and senior management of the Company, please refer to “Changes in Directors, Supervisors and Senior Management” of this section in this report.
- The commencement date of tenure for the session in respect of re-elected Directors and Supervisors is the effective date of their first appointment.
- The number of shares held by Directors, Supervisors and senior management at the beginning and end of the year are the total number of A Shares and H Shares of the Company directly held by them during their terms of office.
- As some Directors and Supervisors, during their tenure of office, served as directors (other than being independent directors of both sides) and senior management of legal persons or other organizations other than the Company and its controlled subsidiaries, such legal person or other organization constitutes the related party of the Company. During the Reporting Period, relevant persons have received remuneration or allowance from such related parties.

II. BIOGRAPHIES OF DIRECTORS, SUPERVISORS AND SENIOR MANAGEMENT

Directors

Mr. Chen Liang (陳亮), born in January 1968, has been appointed as the Chairman of the Company since November 2023, and the Secretary of the Party Committee and Chairman of the Management Committee of the Company since October 2023. Mr. Chen has successively served as the director of the Computer Division, deputy general manager of the Securities Division, manager of the Securities Branch on Wenyi Road, and deputy general manager of the Securities Business Headquarters of Xinjiang Hongyuan Trust Investment Co., Ltd., from October 1994 to February 2001, successively served as the general manager and assistant to the general manager of the Urumqi Business Headquarters, general manager of the Xinjiang Marketing and Brokerage Center, and general manager of the Corporate Brokerage Business Headquarters of Hongyuan Securities Co., Ltd., from February 2001 to September 2009, served as the deputy general manager of Hongyuan Securities Co., Ltd. and chairman of the board of directors of Hongyuan Futures Co., Ltd., from September 2009 to January 2015, served as a member of the Party Committee of each of Shenwan Hongyuan Group Co., Ltd., a company listed on the Shenzhen Stock Exchange (Stock Code: 000166) and the Hong Kong Stock Exchange (Stock Code: 06806), and Shenwan Hongyuan Securities Co., Ltd., the general manager of Shenwan Hongyuan Group Co., Ltd., and an executive director of Shenwan Hongyuan Securities (Western) Co., Ltd., from December 2014 to May 2019, served as the secretary of the Party Committee of Shenwan Hongyuan Securities (Western) Co., Ltd., from August 2015 to May 2019, and successively served as the president, vice chairman and chairman of the board of directors of China Galaxy Securities Co., Ltd., a company listed on the Shanghai Stock Exchange (Stock Code: 601881) and the Hong Kong Stock Exchange (Stock Code: 06881), from June 2019 to October 2023. Mr. Chen graduated from Xinjiang University majoring in mathematics (bachelor's degree) in July 1989, and obtained an EMBA degree from Fudan University in January 2016.

Ms. Zhang Wei (張薇), born in October 1981, has been appointed as a Director of the Company since June 2023 and has been serving as the designated director (managing director) of Huijin Company. Ms. Zhang has been a director of CICC Wealth Management since September 2023. Ms. Zhang joined Huijin Company in July 2006, and successively served as the manager of the Capital Market Department, manager of the Non-bank Department, senior deputy manager of the Securities Institution Management Department/Insurance Institution Management Department, and director of the Office of Direct-managed Corporation Leading Group/the Second Department of Equity Management of Huijin Company, during which Ms. Zhang also served as the non-executive director of CSC Financial Co., Ltd., a company listed on the Shanghai Stock Exchange (Stock Code: 601066) and the Hong Kong Stock Exchange (Stock Code: 06066). Ms. Zhang obtained a bachelor's degree in law from China University of Political Science and Law in June 2003, a master's degree in international law from China University of Political Science and Law in June 2006, and a doctoral degree in international law from China University of Political Science and Law in December 2017.

Mr. Kong Lingyan (孔令岩), born in February 1977, has been appointed as a Director of the Company since June 2023 and has been serving as the designated director (managing director) of Huijin Company. Mr. Kong has been a director of CICC Capital Management since August 2023. Mr. Kong has worked in Industrial and Commercial Bank of China Limited (hereinafter referred to as "ICBC"), a company listed on the Shanghai Stock Exchange (Stock Code: 601398) and the Hong Kong Stock Exchange (Stock Code: 01398), from July 1999 to November 2011, and successively served as the deputy director of the Foreign Exchange Management Division of the International Banking Department, the deputy director of the Foreign Exchange Management Division of the Asset and Liability Management Department, and the deputy director and director of the Overseas Institutions and Subsidiaries Financial Management Division of the Finance & Accounting Department. Mr. Kong served as the Vice General Manager of ICBC (London) PLC from November 2011 to April 2016 and concurrently served as the Vice General Manager of ICBC London Branch from September 2014 to April 2016, and successively served as the General Manager of the Capital Operation Department and the General Manager of the Margin Financing and Securities Lending Department of Huatai Securities Co., Ltd., a company listed on the Shanghai Stock Exchange (Stock Code: 601688) and the Hong Kong Stock Exchange (Stock Code: 06886), from May 2016 to August 2022. Mr. Kong obtained a bachelor's degree in economics from Central University of Finance and Economics in July 1999, and a master's degree in business administration from Tsinghua University in January 2005.

Mr. Ng Kong Ping Albert (吳港平), born in September 1957, has been appointed as a Director of the Company since June 2022. He is a member of the Hong Kong Institute of Certified Public Accountants (HKICPA), Chartered Accountants of Australia and New Zealand (CAANZ), CPA Australia (CPAA) and Association of Chartered Certified Accountants (ACCA). Mr. Ng is the retired chairman of Ernst & Young China, the managing partner of Ernst & Young in Greater China and a member of Ernst & Young's Global Executive Committee. He has over 30 years of professional experience in accounting in Hong Kong and Chinese mainland. Prior to joining Ernst & Young, Mr. Ng successively served as the partner-in-charge of Arthur Andersen LLP in Greater China, the partner-in-charge of China business of PricewaterhouseCoopers and the managing director of Citigroup China Investment Banking. Mr. Ng has been an independent non-executive director of Ping An Insurance (Group) Company of China, Ltd., a company listed on the Shanghai Stock Exchange (Stock Code: 601318) and the Hong Kong Stock Exchange (Stock Code: 02318), since August 2021, an independent director of Alibaba Group Holding Limited, a company listed on the Hong Kong Stock Exchange (Stock Code: 09988) and the New York Stock Exchange (Stock Code: BABA), since August 2022, and an independent non-executive director of Shui On Land Limited, a company listed on the Hong Kong Stock Exchange (Stock Code: 00272), since October 2022. Mr. Ng served as an independent non-executive director of Beijing Airdoc Technology Co., Ltd., a company listed on the Hong Kong Stock Exchange (Stock Code: 02251) from April 2021 to August 2024, and was the president of the second session of the Hong Kong China Chamber of Commerce and a member of the First and Second Consulting Committee of Corporate Accounting Standards of the Ministry of Finance of the PRC. Mr. Ng also serves as an honorary advisor of the Hong Kong Business Accountants Association, a member of the Advisory Board of the MBA courses and School of Accountancy of The Chinese University of Hong Kong, a member of the Audit Committee of The Chinese University of Hong Kong, Shenzhen, and a council member of the Education Foundation of The Chinese University of Hong Kong, Shenzhen. Mr. Ng obtained a bachelor's degree in business administration from The Chinese University of Hong Kong in December 1981 and a master's degree in business administration from The Chinese University of Hong Kong in October 1988.

Mr. Lu Zhengfei (陸正飛), born in November 1963, has been appointed as a Director of the Company since June 2022. Mr. Lu has been a professor and doctoral supervisor of the Accounting Department of Guanghua School of Management of Peking University since November 1999, and he successively served as deputy director, director and deputy dean of Accounting Department of Guanghua School of Management of Peking University. From July 1988 to October 1999, he successively served as an assistant, lecturer, associate professor, professor, deputy director and director of the Accounting Department of the International Business School of Nanjing University. Mr. Lu currently serves as an independent non-executive director of China Cinda Asset Management Co., Ltd. (a company listed on the Hong Kong Stock Exchange (Stock Code: 01359)), an independent non-executive director of Sino Biopharmaceutical Limited (a company listed on the Hong Kong Stock Exchange (Stock Code: 01177)), and an independent director of Tianshan Material Co., Ltd. (a company listed on the Shenzhen Stock Exchange (Stock Code: 000877)). Mr. Lu once served as an independent non-executive director of Bank of China Limited (a company listed on the Shanghai Stock Exchange (Stock Code: 601988) and the Hong Kong Stock Exchange (Stock Code: 03988)) from July 2013 to August 2019, an independent director of China Nuclear Engineering & Construction Corporation Limited (a company listed on the Shanghai Stock Exchange (Stock Code: 601611)) from November 2018 to November 2019, and an independent supervisor of PICC Property and Casualty Company Limited (a company listed on the Hong Kong Stock Exchange (Stock Code: 02328)) from January 2011 to August 2023. Mr. Lu obtained a bachelor's degree in economics from Zhejiang Gongshang University in July 1985, a master's degree in economics from Renmin University of China in June 1988 and a doctorate degree in economics from Business School of Nanjing University in June 1997. From September 1997 to September 1999, he was engaged in post-doctoral research at Renmin University of China.

Mr. Peter Hugh Nolan (彼得•諾蘭), born in April 1949, recipient of the Commander of the Most Excellent Order of the British Empire and the 2024 Chinese Government Friendship Award, has been appointed as a Director of the Company since February 2020. He has served as an independent non-executive director of China Everbright Group since January 2019 and the director of China Forum, Jesus College at University of Cambridge since October 2018. He has also served as the director of the China Executive Leadership Programme (CELP) since July 2005. Professor Nolan was a lecturer of Faculty of Economics and Politics at University of Cambridge from October 1979 to September 1997 and Sinyi Professor of Chinese Management at Cambridge Judge Business School at University of Cambridge from October 1997 to September 2012. He was the director and Chong Hua Professor of Chinese Development in the Centre of Development Studies at University of Cambridge from October 2012 to September 2016 and the founding director and Chong Hua Professor of Chinese Development (Emeritus) since October 2019. Professor Nolan also served as an independent non-executive director of Bank of Communications Co., Ltd. (a company listed on the Shanghai Stock Exchange (Stock Code: 601328) and the Hong Kong Stock Exchange (Stock Code: 03328)) from November 2010 to November 2017. Professor Nolan obtained his doctoral degree in economics from University of London in September 1981.

Mr. Zhou Yu (周禹), born in February 1981, has been appointed as a Director of the Company since June 2023 and currently serves as the professor, doctoral supervisor and director of the Organization and Human Resources Department of the Business School of Renmin University of China. Mr. Zhou has taught in the Business School of Renmin University of China since May 2009 and successively served as the assistant and associate professor in the Organization and Human Resources Department, and he was appointed as one of the distinguished professors in education since August 2016. He was a Wertheim Research Fellow at Harvard Law School and a visiting fellow at the National Bureau of Economic Research from September 2013 to September 2014. Mr. Zhou has been an independent director of Yellow River Property & Casualty Insurance Co., Ltd. since October 2019. At present, Mr. Zhou also serves as the secretary-general of China Human Resources Theory and Practice Alliance, the secretary-general of the Human Resources Branch of the China Enterprise Reform and Development Society and a research fellow of the Research Center for State-owned Enterprise Reform and Development of the Business School of Renmin University of China. Mr. Zhou obtained a bachelor's degree in human resources management from Renmin University of China in July 2003 and a master's degree in labor economics (human resources development and management) from Renmin University of China in July 2005. He was sponsored by China Scholarship Council in joint doctoral education program in Rutgers University from September 2007 to September 2008, and obtained a doctoral degree in labor economics (human resources development and management) from Renmin University of China in January 2009.

Supervisors

Mr. Gao Tao (高涛), born in January 1965, has been elected as the employee representative Supervisor and appointed as the Chairman of the Supervisory Committee of the Company since June 2017. He served as the Secretary of the Party Committee of the Company from August 2019 to August 2020, and has been appointed as the Deputy Secretary of the Party Committee of the Company since August 2020. Mr. Gao currently serves as the Deputy Secretary of the Party Committee and the Chairman of the Supervisory Committee of the Company. He has been the secretary of the Party Committee and the chairman of the board of directors of CICC Wealth Management (formerly known as "CISC") since October 2015. From June 1991 to May 2005, he held several positions in China Construction Bank including general manager of the department of human resources and the director of the Party Committee Organization Department of Anhui Branch, and the secretary of the Party Committee and the president of Huainan Branch. From May 2005 to September 2005, he served as a member of the Securities Restructuring Committee of China Jiayin Investment Limited. From September 2005 to September 2006, he held several positions in CISC including general manager of the department of human resources, the director of the Party Committee Organization Department, a member of the Party Committee and the vice president. From September 2006 to September 2012, he held several positions in Hongyuan Securities Co., Ltd., including vice general manager, board secretary, the vice chairman and the secretary of the Party Committee. From September 2012 to August 2015, he served as a member of the Party Committee and vice president of China Jiayin Investment Limited. Mr. Gao graduated with a bachelor's degree from Anhui Agricultural University (formerly known as "Anhui Agricultural College") in July 1986, and an executive master of business administration degree from Renmin University of China in January 2009.

Mr. Jin Lizuo (金立佐), born in June 1957, has been appointed as a Supervisor of the Company since May 2015. He participated in the establishment of the Company from 1994 to 1995. Mr. Jin serves as an independent non-executive director of Dadi International Group Limited, a company listed on the Hong Kong Stock Exchange (Stock Code: 08130), since February 2020 and once served as an independent non-executive director of Beijing Enterprises Environment Group Limited, a company listed on the Hong Kong Stock Exchange (Stock Code: 00154) from September 2004 to January 2025. Mr. Jin obtained a bachelor's degree in economics from Peking University in January 1982 and a doctoral degree in economics from The University of Oxford, the United Kingdom, in November 1993. He is the founding president of the Chinese Economic Association (CEA) UK.

Mr. Cui Zheng (崔錚), born in December 1980, has been appointed as a Supervisor of the Company since February 2020. He has been serving as head of Legal Compliance Division of the General Management Department of Huijin since February 2020. Mr. Cui joined Huijin in July 2011, successively served as the manager of the General Department, the manager and senior deputy manager of the General Management Department/Banking Institution Department II, head of Legal Compliance Division of the General Management Department/Banking Institution Department II, etc. From July 2003 to July 2011, Mr. Cui successively served as a business director, business executive and senior business executive of Corporate Strategy Department (Legal Department) of China Telecommunications Corporation (中國電信集團公司). Mr. Cui received a bachelor's degree in law and a bachelor's degree in economics from Peking University in July 2003, a master's degree in law from Peking University in July 2009 and a master's degree in business administration from Peking University in July 2010.

Senior Management

Mr. Chen Liang (陳亮), the Chairman of the Board, an executive Director and Chairman of the Management Committee of the Company. See "Directors" in this section for his profile.

Mr. Zhang Kejun (張克均), born in February 1966, has been appointed as a member of the Management Committee of the Company since October 2021 and a member of the Party Committee and Secretary of Discipline Inspection Commission of the Company since August 2021. Prior to joining the Group, he took several roles at Shenwan Hongyuan Securities Co., Ltd. (including its predecessors, Shanghai Wanguo Securities Co., Ltd. and Shenyin & Wanguo Securities Co., Ltd.) from April 1994 to August 2021, including vice general manager of its branch, general manager of divisions in headquarters and assistant president of the company, during which period he also acted as the member of the CPC Committee and Secretary of Discipline Inspection Commission for Shenwan Hongyuan Group Co., Ltd. and Shenwan Hongyuan Securities Co., Ltd. from May 2020 to August 2021. He worked at Xiamen Branch of Industrial Bank in Fujian from April 1990 to April 1994, as department manager of the branch and assistant subbranch manager successively. Mr. Zhang gained his master's degree in computer software from National University of Defense Technology in April 1990.

Mr. Xu Yicheng (徐翼成), born in October 1974, has been appointed as a member of the Management Committee of the Company since January 2023 and a member of the Party Committee of the Company since November 2019. Mr. Xu joined Investment Banking Department of the Company in January 2000, and became Managing Director in January 2008, and held several positions, including Assistant President, Secretary to the Board of Directors and Head of Strategic Development Department, Firm Office and Asset Management Department of the Company. As one of China's first batch of mergers and acquisitions (M&A) professionals, Mr. Xu founded and led the CICC's M&A business in 2005. Mr. Xu was responsible for and closed a large number of landmark M&A transactions with a total value of more than USD150 billion. He led the team to top the China M&A leaderboard for five consecutive years from 2006 to 2010. In recent years, Mr. Xu assisted in formulating CICC's medium and long-term strategic planning, including wealth management business strategy, asset management business strategy, among others, and took the lead in completing important capital market operations such as the acquisition of CISC and the introduction of Tencent as a strategic investor. Mr. Xu obtained a bachelor's degree in arts from Beijing Foreign Studies University in 1997 and a master's degree in economics from the Graduate School of the PBoC in 2000.

Mr. Wang Jianli (王建力), born in August 1971, has been appointed as a member of the Management Committee of the Company since January 2023, a member of the Party Committee of the Company since December 2022 and the director of the Executive Committee and the president of China CICC Wealth Management Securities Company Limited (formerly known as China Investment Securities Company Limited (中國中投證券有限責任公司), hereinafter referred to as "CICC Wealth Management Securities") since September 2023. Mr. Wang once served as General Manager, Head of Customer Group Development, Assistant President, General Manager of Trading Operation Department, General Manager of Brokerage Business Headquarter, General Manager of Marketing Service Headquarter, General Manager of Marketing Department, General Manager of Product Center and General Manager of Wealth Management Department and other positions of CICC Wealth Management Securities Guangzhou Branch; Vice General Manager of Brokerage Business Headquarter, General Manager of Marketing Department, General Manager of Guangzhou Shuiyin Road Business Office and other positions of China Jianyin Investment Securities Co., Ltd. (中國建銀投資證券有限責任公司, predecessor of China Investment Securities Company Limited); and Vice General Manager of Guangzhou and Jinan Management Headquarter, Assistant President of Human Resource Department and other positions of China Southern Securities Joint Stock Co., Ltd. (南方證券股份有限公司, predecessor of China Investment Securities Company Limited). Mr. Wang obtained a bachelor's degree in economics from Renmin University of China in 1992 and an EMBA degree from Peking University in 2003.

Mr. Wang Shuguang (王曙光), born in November 1974, has been appointed as a member of the Management Committee of the Company since January 2023, and a member of the Party Committee of the Company since December 2022. Mr. Wang joined the Investment Banking Department of the Company in 1998 and became a Managing Director in January 2010, and held various positions, including Head of the Growth Enterprise Investment Banking Department of the Company, Joint Head of CICC Capital Management Department and Head of Investment Banking Department. Mr. Wang obtained a bachelor's degree in science and a bachelor's degree in economics from Tsinghua University in 1996 and a master's degree in engineering from Tsinghua University in 1998.

Mr. Du Pengfei (杜鵬飛), born in July 1974, has been appointed as a member of the Party Committee, a member of the Management Committee, the director of the Party Committee Organization Department and the Head of the Human Resources Department of the Company since April 2023. He successively served as the director of the Party Committee Organization Department, General Manager of the Human Resources Department of China Jianyin Investment Limited, a member of the Party Committee and Chairman of the Supervisory Committee of Jiantou Holding Co., Ltd., the Secretary of the Party Committee, Chairman of Jiantou Huawen Investment Co., Ltd. (建投華文投資有限責任公司), the Secretary of the Party Committee and Chairman of JIC Investment Co., Ltd., a member of the Executive Committee of China Jianyin Investment Limited, a member of the Executive Committee, Business Director, Secretary to the Board, Director of the Party Committee Organization Department, General Manager of Human Resources Department and Office Director of the Party School of China Galaxy Securities Co., Ltd. (a company listed on the Shanghai Stock Exchange (Stock Code: 601881) and the Hong Kong Stock Exchange (Stock Code: 06881)), and the Chairman of Galaxy Jinhui Securities Assets Management Co., Ltd. (銀河金匯證券資產管理有限公司). Mr. Du obtained a bachelor's degree in economics from South Western University of Finance and Economics in July 1998 and a master's degree in economics from University of International Business and Economics in July 2011.

Ms. Liang Dongqing (梁東擎), born in December 1983, has been a member of the Management Committee of the Company since September 2024, and a member of the Party Committee of the Company since August 2024. Ms. Liang currently serves a member of the Party Committee, a member of the Executive Committee, vice president, chairman of the Trade Union, and head of the Investment Products & Solutions Tribe of China CICC Wealth Management Securities Company Limited (the "CICC Wealth Management"), and a director of CICC Wealth Management Futures CO., Ltd. Ms. Liang joined the Research Department of the Company in July 2008 and has successively served as the head of the Wealth Research Department and the co-deputy head of the Wealth Management Service Center of the Company, the general manager and chairman of the board of directors of CISC Investment Company Limited, and the general manager of the Product Center of CICC Wealth Management. Ms. Liang obtained a bachelor's degree in Economics from Nankai University in 2005 and a master's degree in Economics from Peking University in 2008.

Mr. Hu Changsheng (胡長生), born in March 1966, has been appointed as a member of the Management Committee since June 2017. From December 1998 to December 2005, he has successively served as the Deputy Director of the General Division of the Policy Research Office, member (at cadre level) of the Planning and Development Committee, Consultant of the Institution Supervision Division, and Commissioner of the Shenzhen Commissioner's Office under the CSRC. From December 2005 to January 2008, he has served as the Deputy Director and then Director of the capital market department of Huijin. From January 2008 to November 2011, he has acted as the Senior Business Head and Director of Capital Market Division of the non-bank department of Huijin. From December 2005 to April 2010, he successively held the position as Director, Vice Chairman of the board of directors and Acting President of China Galaxy Securities Co. Ltd., a company listed on the Hong Kong Stock Exchange (Stock Code: 06881) and the Shanghai Stock Exchange (Stock Code: 601881). From January 2007 to September 2010, he served as Director of China Galaxy Financial Holdings Company Limited. From November 2007 to January 2010, he acted as a Director of China Everbright Industry Group Ltd. He also served as the Vice Chairman of the board of directors of China Securities Co., Ltd. from March 2011 to November 2012. He was the Chairman of CISC Changchun Venture Capital Fund Management Co., Ltd. from November 2012 to August 2015. He also served as the Vice Chairman of the Executive Committee of CICC Wealth Management Securities from March 2012 to November 2019. He acted as the Chairman of CISC LuckyStone Investment Management Co. Ltd. from November 2011 to April 2020. He served as the Director and the Vice Chairman of CICC Wealth Management Securities from November 2011 to November 2020, and the President of CICC Wealth Management Securities from December 2011 to November 2020 and the Chairman of the Executive Committee of CICC Wealth Management Securities from November 2019 to December 2020. He served as the Chairman of CICC Fund Management Co., Ltd. from December 2020 to January 2024. Mr. Hu graduated with a doctor's degree in economics from the Graduate Division of Beijing Public Finance Science Research Institute of Ministry of Finance in June 1997.

Mr. Sun Nan (孫男), born in September 1979, has been appointed as a member of the Management Committee of the Company since January 2024, Chairman of the Supervisory Committee of China CICC Wealth Management Securities Company Limited since December 2023 and Secretary to the Board of Directors of the Company since May 2020. Mr. Sun joined the Investment Banking Department of the Company in July 2003, and served as the Head of Global M&A Business of Investment Banking, the Head of Sponsor Business of Investment Banking, the member of the Investment Banking Business Committee, the member of operations team of the Investment Banking Department, the Head of Strategic Research Department, Firm Office, Strategic Development Department, Office of the Supervisory Committee and Asset Management Department, etc. Mr. Sun obtained a bachelor's degree in economics from Tsinghua University in 2001 and a master's degree in management from Tsinghua University in 2003.

Mr. Zhang Fengwei (張逢偉), born in December 1967, has been appointed as the Chief Risk Officer and the Head of the Risk Management Department of the Company since June 2017. He joined the Group in April 2004 and held several positions, including Senior Associate of the Operations Department, Vice President, Managing Director and Deputy Head of the Risk Management Department. From March 2011 to February 2015, he served as the Chief Risk Officer of Zheshangjinhui Trust Co., Ltd., an associated company of the Group. Prior to joining our Group, he served as a Programmer and Network Engineer of STONE Group from July 1991 to March 1996, and Assistant Vice President of Bank One N.A. Beijing Branch from April 1996 to March 2004. Mr. Zhang obtained a bachelor's degree in Applied Mathematics from Tsinghua University in July 1991 and a master's degree in Economics from Peking University in July 1997.

Mr. Cheng Long (程龍), born in March 1976, has been appointed as the Chief Information Officer of the Company since October 2021 and served as the Head of Information Technology Department of the Company from March 2021 to October 2024. Prior to joining the Group, Mr. Cheng was the Chief Information Officer, Director of Financial Technology Committee, Deputy Director of Wealth Management Committee and General Manager of Internet Finance Department of Zhongtai Securities Co., Ltd. from September 2018 to March 2021. Mr. Cheng served as the Chief Information Officer of Dongxing Securities Co., Ltd. from February 2016 to September 2018, and prior to this, he served as the Chief Technical Architect, Information Technology Director, and Head of PMO Center in CITIC Securities Co., Ltd. from July 2010 to February 2016. Mr. Cheng also directed financial market solutions department and worked in IBM SOA-China Development Center and IBM Research-China as a senior researcher from July 2003 to July 2010. Mr. Cheng obtained a double bachelor's degree in computer science and business management from Nankai University in July 1998 and a PhD in computer science from Nankai University in July 2003.

Mr. Zhou Jiaxing (周佳興), born in August 1972, has been appointed as the Chief Compliance Officer of the Company since December 2021 and the Head of Legal and Compliance Department of the Company since November 2021. He joined the Legal Department of the Group in June 2009, became the Managing Director in January 2016, and has been appointed as the Head for Legal Matters in Hong Kong of China International Capital Corporation (Hong Kong) Limited since October 2017. Prior to joining the Group, Mr. Zhou had served in several law firms engaging in legal affairs: He has served as a lawyer at White & Case (Hong Kong Office) from August 2008 to March 2009, and as a lawyer at Slaughter and May (Hong Kong Office) from September 2004 to July 2008. Mr. Zhou obtained a bachelor's degree in English teaching from Nanjing Institute of International Relations in July 1993 and a master's degree in law (LLM) from University of Southampton in July 2000.

III. POSITIONS OF DIRECTORS, SUPERVISORS AND SENIOR MANAGEMENT

(i) Position held in shareholder entities

Name	Name of shareholder entities	Position	Commencement time of tenure for the session	Ending time of tenure for the session
Zhang Wei	Central Huijin Investment Ltd.	Designated Director (Managing Director)	March 2023	Up to now
Kong Lingyan	Central Huijin Investment Ltd.	Designated Director (Managing Director)	July 2023	Up to now
Cui Zheng	Central Huijin Investment Ltd.	Head of Legal Compliance Division of the General Management Department	February 2020	Up to now

(ii) Position held in other entities

Name	Name of entities	Position	Commencement time of tenure for the session	Ending time of tenure for the session
Ng Kong Ping Albert	Shanghai Cheng'an M&A Equity Investment Management Co., Ltd. (上海承安併購股權投資管理有限公司)	Chairman/General Manager	July 2020	Up to now
Lu Zhengfei	Zhejiang Tailong Commercial Bank Co., Ltd. (浙江泰隆商業銀行股份有限公司)	Independent Supervisor	July 2022	Up to now
	Shenwan Hongyuan Securities Co., Ltd.	Independent Director	May 2018	May 2024
Jin Lizuo	NetBrain Technologies Inc.	Non-executive Director	August 2012	Up to now
Zhang Fengwei	Zheshang Jinhui Trust Co., Ltd. (浙商金匯信託股份有限公司)	Supervisor	August 2020	Up to now
Other issues	For other major positions, please refer to the "Biographies of Directors, Supervisors and Senior Management" of this section in this report			

IV. REMUNERATION OF DIRECTORS, SUPERVISORS AND SENIOR MANAGEMENT

(i) Procedures for determining the remuneration of Directors, Supervisors and senior management

According to the *Articles of Association* and other relevant regulations, the Shareholders' General Meeting shall determine matters relating to the remuneration of Directors and Supervisors; the Board of Directors shall determine the remuneration of senior management. The Remuneration Committee, established by the Board of Directors, is responsible for formulating and reviewing the remuneration policies and plans for Directors and senior management, and making recommendations on their remuneration to the Board of Directors. The Company has also established internal systems such as the *Senior Management Compensation Policy* to regulate the remuneration management of senior management. Each of the Directors or any of his/her proxies shall abstain from voting on the relevant resolution in respect of his/her own remuneration at the Board meeting.

For details on the performance of duties and meetings convened by the Shareholders' General Meeting, Board of Directors, and Remuneration Committee during the Reporting Period, please refer to the "Corporate Governance Report" of this report.

(ii) Basis for determining the remuneration of Directors, Supervisors and senior management

Pursuant to the remuneration packages for Directors and Supervisors considered and approved by the Shareholders' General Meeting, currently, executive Directors and employee representative Supervisors do not receive remuneration from the Company for performing their duties as a Director or Supervisor. Non-executive Directors and Shareholders' representative Supervisors receive compensation from Shareholders and/or related entities of Shareholders, and do not receive remuneration from the Company for performing their duties as a Director or Supervisor. Independent non-executive Directors and other Supervisors receive fees, allowances or meeting fees from the Company based on a fixed standard.

The Company evaluates the performance of senior management based on their performance of duties and considers factors such as characteristics of the financial and securities industries, salaries paid by comparable companies, time commitment and responsibilities of the senior management, individual performance, employment conditions elsewhere in our Company. A deferred remuneration distribution mechanism in compliance with regulatory requirements is implemented. The performance evaluation and remuneration distribution plans for senior management are reviewed and recommended by the Remuneration Committee, and ultimately considered and approved by the Board of Directors.

(iii) Actual payment of remuneration of senior management

In 2024, the annual remuneration of the members of the senior management of the Company by band is set out below:

Band of remuneration	Number of individuals
RMB1 to RMB1,000,000	4
RMB1,000,001 to RMB2,000,000	10
RMB2,000,001 to RMB3,000,000	1

Note: The annual remuneration of the members of the senior management of the Company is the remuneration accrued and distributed for 2024 earned by who served as senior management of the Company during the Reporting Period. During the Reporting Period, the final remuneration payable to senior management of the Company is still subject to confirmation. Further information will be disclosed upon confirmation.

V. CHANGES IN DIRECTORS, SUPERVISORS AND SENIOR MANAGEMENT

(i) Changes in Directors and Supervisors

Name	Changes	Position	Effective date
Deng Xingbin	Elected	Non-executive Director	2024/6/28
Duan Wenwu	Resigned	Non-executive Director	2024/6/28
Deng Xingbin	Resigned	Non-executive Director	2024/11/21

Description of changes:

- With the approval of the 2023 Annual General Meeting of the Company, Mr. Chen Liang was appointed as an executive Director of the third session of the Board; Ms. Zhang Wei, Mr. Kong Lingyan and Mr. Deng Xingbin were appointed as non-executive Directors of the third session of the Board, and Mr. Ng Kong Ping Albert, Mr. Lu Zhengfei, Mr. Peter Hugh Nolan and Mr. Zhou Yu were appointed as independent non-executive Directors of the third session of the Board. The aforesaid eight Directors constitute the third session of the Board of the Company for a term of three years commencing from June 28, 2024. On the same day, Mr. Chen Liang was elected as the Chairman of the Board and composition of the special committees of the third session of the Board were confirmed as follows:
 - Strategy and ESG Committee: the Chairman is Mr. Chen Liang, and members are Ms. Zhang Wei, Mr. Kong Lingyan and Mr. Deng Xingbin;
 - Remuneration Committee: the Chairman is Mr. Peter Hugh Nolan, and members are Ms. Zhang Wei, Mr. Ng Kong Ping Albert and Mr. Zhou Yu;
 - Nomination and Corporate Governance Committee: the Chairman is Mr. Zhou Yu, and members are Mr. Chen Liang, Mr. Kong Lingyan, Mr. Lu Zhengfei and Mr. Peter Hugh Nolan;
 - Audit Committee: the Chairman is Mr. Ng Kong Ping Albert, and members are Mr. Kong Lingyan, Mr. Lu Zhengfei and Mr. Zhou Yu;
 - Risk Management Committee: the Chairman is Mr. Lu Zhengfei, and members are Ms. Zhang Wei, Mr. Kong Lingyan, Mr. Deng Xingbin and Mr. Ng Kong Ping Albert;
 - Related-Party Transaction Control Committee: the Chairman is Mr. Ng Kong Ping Albert, and members are Mr. Lu Zhengfei, Mr. Peter Hugh Nolan and Mr. Zhou Yu.

On the same day, Mr. Duan Wenwu ceased to be a non-executive Director of the Company and a member of each of the Strategy and ESG Committee and the Risk Management Committee of the Board.
- As considered and approved at the second meeting of the third session of the Employee Representative Meeting of the Company, Mr. Gao Tao was appointed as the employee representative Supervisor of the third session of the Supervisory Committee. With the approval of the 2023 Annual General Meeting, each of Mr. Jin Lizuo and Mr. Cui Zheng was appointed as a non-employee representative Supervisor of the third session of the Supervisory Committee. The aforesaid three Supervisors constitute the third session of the Supervisory Committee for a term of three years commencing from June 28, 2024. On the same day, the Supervisory Committee elected Mr. Gao Tao as the Chairman of the Supervisory Committee.
- Due to work arrangement, Mr. Deng Xingbin has resigned from positions of a non-executive Director of the Company and a member of each of the Strategy and ESG Committee and the Risk Management Committee of the Board, with effect from November 21, 2024.

(ii) Changes in Senior Management

As of the Latest Practicable Date, the Company had a total of 12 senior management personnel, namely Chen Liang, Zhang Kejun, Xu Yicheng, Wang Jianli, Wang Shuguang, Du Pengfei, Liang Dongqing, Hu Changsheng, Sun Nan, Zhang Fengwei, Cheng Long and Zhou Jiaying. From the beginning of the Reporting Period to the Latest Practicable Date, the changes in senior management and their positions of the Company are as follows:

Name	Changes	Position	Effective date
Liang Dongqing	Appointed	Member of the Management Committee	2024/9/26
Sun Nan	Appointed	Member of the Management Committee	2024/1/17
Wu Bo	Resigned	President Chief Financial Officer Member of the Management Committee	2024/4/10
Chu Gang	Resigned	Chief Operating Officer Member of the Management Committee	2024/2/7
Ma Kui	Resigned	Financial Controller	2024/2/7

Description of changes:

1. After consideration and approval by the Board of the Company, Ms. Liang Dongqing was appointed as a member of the Management Committee of the Company, with effect from September 26, 2024.
2. After consideration and approval by the Board of the Company, Mr. Sun Nan was appointed as a member of the Management Committee of the Company, with effect from January 17, 2024.
3. Due to work changes, after consideration and approval by the Board of the Company, Mr. Wu Bo ceased to serve as the President, Chief Financial Officer and a member of the Management Committee of the Company; Mr. Chen Liang, Chairman of the Board, performed duties in place of the President of the Company until a new President is appointed by the Company; Mr. Xu Yicheng, a member of the Management Committee, performed duties in place of the Chief Financial Officer until a new Chief Financial Officer is appointed by the Company. The aforesaid adjustments have taken effect from April 10, 2024.
4. After consideration and approval by the Board of the Company, Mr. Chu Gang ceased to serve as a member of the Management Committee and the Chief Operating Officer of the Company due to reaching statutory retirement age, with effect from February 7, 2024.
5. Ms. Ma Kui resigned from the position of the Financial Controller of the Company due to other work engagements, with effect from February 7, 2024.

Save from the above-mentioned changes, there was no other change in Directors, Supervisors and senior management of our Company from the beginning of the Reporting Period to the Latest Practicable Date.

VI. PENALTIES IMPOSED ON DIRECTORS, SUPERVISORS AND SENIOR MANAGEMENT BY SECURITIES REGULATORY AUTHORITIES DURING RECENT THREE YEARS

As of the end of the Reporting Period, no current or resigned Directors, Supervisors or senior management of the Company during the Reporting Period were subject to any penalties imposed by securities regulatory authorities in recent three years.

VII. EMPLOYEES AND REMUNERATION

(I) Number and Composition of Employees

As of the end of the Reporting Period, the Group had 14,650 employees⁸, representing a decrease of 677 compared with December 31, 2023. Among our employees, 13,583 were based in the Chinese mainland and 1,067 were based in Hong Kong SAR, Singapore, the United States, the United Kingdom, Japan, Germany and other places, representing 93% and 7%, respectively, of the total number of our Group's employees. Approximately 97% and 55% of our Group's employees had obtained bachelor's degrees or master's degrees and above, respectively. Moreover, approximately 31% of our Group's employees and 45% of our managing directors had overseas education or working experience. The breakdown details are as follows:

Number of staff employed by the parent company	5,932
Number of staff employed by major subsidiaries	8,718
Total number of staff employed	14,650
Number of retired employees for whom the parent company and major subsidiaries should bear costs	–

⁸ The number of employees includes the number of employees under the labor contract and the number of employees under the labor dispatch, which were 14,600 and 50, respectively.

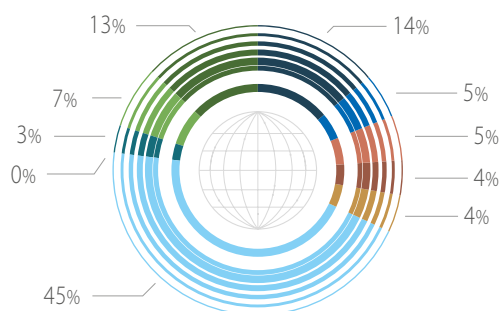
Business segments and departments	Number of person	Percentage of total
Investment banking	2,046	14%
Equities business	645	5%
FICC	702	5%
Asset management	566	4%
Private Equity	576	4%
Wealth management	6,542	45%
CICC International ^{Note 1}	66	0%
Research	478	3%
Information Technology Department ^{Note 2}	1,077	7%
Middle and back offices	1,952	13%
Total	14,650	100%

Educational background	Number of person	Percentage of total
Doctors or above	232	2%
Masters	7,878	53%
Bachelors	6,135	42%
Associate degree and below	405	3%
Total	14,650	100%

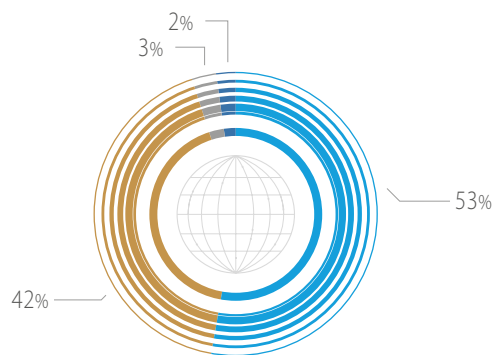
Note 1: CICC implements matrix management for international business, where CICC International refers to the dedicated team that drives international business development.

Note 2: CICC adopts a federation-based organizational structure for information technology, with the staff of the Information Technology Department an important part of the federal structure.

Profession Structure of Employees



Educational Background of Employees



- Investment banking
- Equities business
- FICC
- Asset management
- Private equity
- Wealth management
- CICC International
- Research
- Information Technology Department
- Middle and back offices
- Doctors or above
- Masters
- Bachelors
- Associate degree and below

Our Company considers that an outstanding and motivated team is the foundation for our Company’s sustainable growth, and our Company has made significant investment in human resources development. Our Company recruits and cultivates professionals through a range of human resources management tools, including a strict recruitment and selection process, a competitive remuneration structure, an efficient performance evaluation system and long-term employee development schemes.

As of the end of the Reporting Period, the proportion of male employees and female employees (including senior management) is 46% and 54%, respectively, which has achieved the goal of maintaining a relatively balanced gender ratio. The Group fully respects individual differences in talent and is committed to providing equal opportunities for its employees. The Group expects to maintain a reasonable level of gender diversity at the employee level. No factors or circumstances have been found that would make gender diversity more challenging or less relevant for all employees.

(II) Talent Management Mechanism

Our Company attaches great importance to the organization and development of talents, and continues to enhance the assessment system in line with the Company's strategy. We optimize performance appraisal, separate and implement the indicators and targets, and design customized assessment plans for different groups. We establish a scientific management system for the management personnel, design a diversified talent review plan, and strengthen the construction of talent echelon in an all-round manner to enhance our organizational capabilities. We also strengthen the construction of incentive mechanism and pay attention to the long-term consistency between the interests of employees and those of the Company. Meanwhile, we further strengthen the construction of corporate culture, continue to publicize and implement corporate cultural content, and explore the relationship among culture, organization, and talents to promote the implementation of culture.

(III) Remuneration Policy

Consistent with market practice, the remuneration structure of our Company's employees consists of basic salary, which is determined according to the particular position, requirements of qualifications, working experience and market demand, and a bonus which is determined according to the employee's performance and other factors. Our Company provides employees with statutory benefits such as social insurance in accordance with laws and regulations, and provides employees with supplementary benefits such as corporate annuities in light of the Company's actual condition. A small portion of our Company's supporting employees are contracted through third-party employment agencies and our Company pays salaries and statutory social welfare contributions for these employees. Our Company provides employees of overseas offices with benefits in compliance with local laws and regulations and in light of the Company's actual condition.

(IV) Training System Plans

Our Company has built a hierarchical and classified internal training system with diverse contents and forms for employees, and continuously enriches our training resources and promotes the construction of training platforms to improve the study experience of employees, with an aim to simultaneously promote the business development of the Company and the career development of employees. During the Reporting Period, the Company has realized full coverage of training for different groups of employees with general competency training, leadership training and professional training, including management cadres, newly-promoted personnel, business backbones and staff, covering management ability, professional skills, professionalism, code of conduct and bottom-line awareness. In addition, our Company also organized a number of thematic trainings for specific target audience to promote the culture of risk management, enhance employees' understanding of and compliance with applicable laws, regulations, regulatory guidelines and internal policies.

(V) Relationship with Employees

During the Reporting Period and up to the Latest Practicable Date, our Company had not experienced any labor strikes or other material labor disputes of our employees that affected our Company's operations. Our Company has maintained a good relationship with our employees.

(VI) Client Solicitation and Client Services by the Brokers Entrusted by the Company

As of the end of the Reporting Period, the Company had 2 securities brokers.

The Company has established a sound management system to manage brokers in a unified manner, which covers qualification management, training management, performance appraisal, code of conduct, certificate management, compliance risk management and other aspects. All branches of the Company are required to strictly implement relevant regulations in the daily management of marketing personnel.

(VII) Labor Outsourcing: Not applicable

I. OVERVIEW OF CORPORATE GOVERNANCE

As a leading investment bank with Chinese roots and international reach, and a company registered in China and listed on the SSE as well as the Hong Kong Stock Exchange, the Company operates in strict accordance with the laws, regulations and normative documents issued in Chinese mainland and Hong Kong, and has established a sound and complete corporate governance structure composed of the Shareholders' General Meeting, the Board of Directors, the Supervisory Committee and the management of the Company in accordance with the requirements of the *Company Law*, the *Securities Law*, the *Rules on Supervision over Securities Companies*, the *Code of Corporate Governance for Securities Companies* and other laws, regulations and normative documents, contributing to the establishment of a complete corporate governance system of deliberation, decision-making, authorization and implementation with clear authority and responsibility, standardized operation, mutual coordination and checks and balances among the organ of power, the organ of decision-making, the organ of supervision and the management.

In accordance with the relevant laws, regulations and normative documents, the Company has formulated the *Articles of Association*, the *Rules of Procedures of Shareholders' General Meeting*, the *Rules of Procedures of the Meeting of Board of Directors*, the *Rules of Procedures of the Meeting of Supervisory Committee*, the *Rules of Procedures of Management Committee* and other corporate governance policies. The scope of authority and responsibility and work procedures of the Shareholder's General Meeting, the Board of Directors, the Supervisory Committee and the management of the Company are further clarified, which provides institutional guarantee for the standardized operation of the Company. Meanwhile, the Board established the Strategy and ESG Committee, the Remuneration Committee, the Nomination and Corporate Governance Committee, the Audit Committee, the Risk Management Committee and the Related-Party Transaction Control Committee, and also developed rules of procedures for these committees and clearly defined their respective duties and powers and rules of procedures.

The Company believes that adhering to a high level of corporate governance distinguishes our Company from other companies and helps us establish a healthy and stable relationship with Shareholders. The Shareholder's General Meetings, meetings of the Board of Directors and meetings of the Supervisory Committee of the Company are held in accordance with the *Articles of Association* and relevant rules of procedures. During the Reporting Period, there was no material difference between the actual situation of the Company's corporate governance and laws, administrative regulations and the requirements of the CSRC on the governance of listed companies. Our Company strictly complied with all the provisions of the *Corporate Governance Code* except Rule C.2.1 (for details, please refer to "Board of Directors and Performance of Duties" in this section), and met the requirements of part of the recommended best practices set out in the *Corporate Governance Code*.

The Company has always adhered to the mission of "by the People and for the Nation, Chinese Roots and International Reach". At CICC, our mission is to promote economic growth and enrich people's lives with exceptional financial services. CICC has long served as a bridge connecting China with global capital markets. As China further opens up its economy, we stand ready with our professional competence and global insights to provide solutions to the most important problems. At a new historical juncture, CICC will expand its global footprint by assembling an international talent pool to ensure strong performance in all markets while continuing to invest in domestic market development. We will continue to provide innovative ideas for global customers, facilitate global capital circulation, and serve a better life with improved financial solutions, contributing to the building of a community with a shared future for mankind by leveraging CICC's strengths.

Our vision is to be a first-class investment bank with international competitiveness. As China's global investment bank, we strive to work to win respect, grow trust, build global influence and become the undisputable leader in investment banking. We are inspired by new trends and innovate to drive growth. We empower better management and business results with digital technology. We embrace changes and work with our partners to build stronger ecosystems. We build innovation and reinvention into our organization to stay bright and dynamic. We partner with global capital market players to make the world a better place.

For further details on corporate culture and culture construction of the Company during the Reporting Period, please refer to "Message from Our Chairman" and "Management Discussion and Analysis" of this report, as well as the *2024 Social Responsibility and Environmental, Social and Governance Report* disclosed on the HKEXnews website (www.hkexnews.hk), SSE website (www.sse.com.cn) and the Company's website (www.cicc.com).

The organization chart of our Company is set out in "Company Profile – Other Information of the Company – Organizational Structure of the Company" in this report.

II. SPECIFIC MEASURES TAKEN BY THE CONTROLLING SHAREHOLDER AND ACTUAL CONTROLLER OF THE COMPANY TO ENSURE THE INDEPENDENCE OF THE COMPANY'S ASSETS, PERSONNEL, FINANCE, ORGANIZATION AND BUSINESS, AS WELL AS SOLUTIONS, PROGRESS AND SUBSEQUENT PLAN AGAINST THE EFFECT TOWARDS THE COMPANY'S INDEPENDENCE

The Company operates in strict accordance with relevant provisions of the *Company Law* and the *Articles of Association*. We have established and improved our corporate governance structure to ensure the independence of our assets, personnel, finance, organization and business from the controlling shareholder and other companies controlled by it. The Company has a complete business system and the ability to operate independently in the market, and the independence of the Company has not been affected by the controlling shareholder. The basic information of Central Huijin, the Company's controlling shareholder, and controlling interests and investments in other major companies are set out in "Changes in Shares and Information of Shareholders– Controlling Shareholder and Actual Controller – Controlling Shareholder and Actual Controller" in this report.

Businesses of the controlling shareholder, actual controller and other entities under their control that are the same or similar businesses as the Company, as well as the impact, solutions, and measures taken, progress and subsequent plan in relation to any peer competition or any major changes thereof

Not applicable. The Company has no peer competition with Central Huijin. Central Huijin has also made undertakings to avoid peer competition with the Company in connection with the A Share Offering and Listing of the Company.

III. SHAREHOLDERS AND SHAREHOLDERS' GENERAL MEETINGS

(i) Rights of Shareholders' General Meetings and Shareholders

The Shareholders' General Meeting is the body exercising the highest authority of our Company and shall exercise the powers and duties in accordance with the laws, the *Articles of Association* and the *Rules of Procedures of the Shareholders' General Meeting*. Our Company convened and held the Shareholders' General Meetings in strict compliance with the *Articles of Association*, the *Rules of Procedures of the Shareholders' General Meeting* and relevant rules and procedures such that all Shareholders are treated equally and can exercise their rights comprehensively, transparently and fully.

The Shareholders' General Meeting provides opportunities for constructive communications between our Company and its Shareholders. Our Company welcomes Shareholders to attend Shareholders' General Meetings and makes appropriate arrangements for the Shareholders' General Meetings to encourage Shareholders' participation. Our Company's Directors, Supervisors and senior management will attend the Shareholders' General Meetings, and shall also ensure that the external auditors will attend annual general meetings to answer the relevant questions raised by the Shareholders. Our Company highly values the opinions, suggestions and concerns of the Shareholders and has assigned dedicated persons to proactively carry out various types of investor relation activities to keep in contact with the Shareholders and timely meet their reasonable demands.

Our Company's website (www.cicc.com) provides the Shareholders with Group information, such as major business activities and the latest developments of the Group, the Group's corporate governance, the structure and functions of the Board and the Board committees of our Company. To serve as a channel promoting effective communication with the Shareholders, our Company's website also publishes announcements, circulars, notices of the Shareholders' General Meeting, financial data and other information of our Company required to be disclosed under the Listing Rules from time to time through the "Investor Relations" section. Our Company encouraged Shareholders to make enquiries by phone or email or write directly to the office address of our Company, which will be dealt with appropriately in a timely manner. Please refer to "Company Profile" in this report for the contact details.

The Shareholders may propose to convene an extraordinary general meeting or shareholders' class meeting and put forward proposals at the meetings pursuant to the *Articles of Association*. The Shareholders may attend and vote at the Shareholders' General Meetings in person or by proxy. The resolutions of the meetings together with the registers of the meetings signed by the attending Shareholders and instruments of proxy shall be kept at our Company's principal address. The Shareholders may inspect the copy of the resolutions of the meetings during our Company's business hours free of charge. The *Articles of Association* is set out on the websites of our Company, the HKEX and the SSE.

Our Company shall arrange the Directors, Supervisors and senior management to answer the questions raised by the Shareholders during the 2024 Annual General Meeting. Detailed procedures of voting and proposals will be contained in the materials or circular of the Shareholders' General Meeting.

(ii) Overviews of Shareholders' General Meetings

During the Reporting Period, the Company convened 2 Shareholders' General Meetings, the details and resolutions of which are as follows:

Meeting	Meeting Date	Resolutions Considered and Approved
2023 Annual General Meeting	2024/6/28	<p><i>Resolution on the Amendments to the Articles of Association</i></p> <p><i>Resolution on the Amendments to the Rules of Procedures of Shareholders' General Meetings</i></p> <p><i>Resolution on the Amendments to the Rules of Procedures of the Meeting of Board of Directors</i></p> <p><i>Resolution on the Amendments to the Rules of Procedures of the Meeting of Supervisory Committee</i></p> <p><i>Resolution on the 2023 Work Report of the Board of Directors</i></p> <p><i>Resolution on the 2023 Work Report of the Supervisory Committee</i></p> <p><i>Resolution on the 2023 Annual Report</i></p> <p><i>Resolution on the 2023 Profit Distribution Plan</i></p> <p><i>Resolution on the Relevant Arrangements of 2024 Interim Profit Distribution</i></p> <p><i>Resolution on the Appointment of the Accounting Firms for 2024</i></p> <p><i>Resolution on the 2024 Annual Estimation for Daily Related-party Transactions</i></p> <p><i>Resolution on the 2023 Annual Work Report of Independent Non-executive Directors</i></p> <p><i>Resolution on the Election of Members (Non-independent Directors) of the Third Session of the Board of Directors and Determination of Their Remuneration</i></p> <p><i>Resolution on the Election of Members (Independent Directors) of the Third Session of the Board of Directors and Determination of Their Remuneration</i></p> <p><i>Resolution on the Election of Members (Non-employee Representative Supervisors) of the Third Session of the Supervisory Committee and Determination of Relevant Supervisors' Remuneration</i></p>
2024 First Extraordinary General Meeting	2024/10/31	<p><i>Resolution on the 2024 Interim Profit Distribution Plan</i></p>

Announcements on the resolutions of the above Shareholders' General Meetings were also published on HKEXnews website (www.hkexnews.hk), SSE website (www.sse.com.cn) and the Company's website (www.cicc.com) on the date or the next day of the meeting.

IV. BOARD OF DIRECTORS AND PERFORMANCE OF DUTIES

(i) Duties of the Board of Directors and the Management

The Board exercises the powers and duties set out in the *Articles of Association*, and shall be accountable to the Shareholders' General Meeting. The duties of the Board include but are not limited to being responsible for convening the Shareholders' General Meetings and reporting its work thereto; implementing resolutions adopted at the Shareholders' General Meetings; deciding the business plans and investment programs of our Company; formulating profit distribution plans and loss recovery plans of our Company; making decisions on the establishment of our Company's internal management bodies; appointing or dismissing the senior management of our Company, deciding on matters concerning the remuneration of the senior management; and other functions and powers prescribed by the relevant laws, regulations, securities regulatory rules of the place where the Company's Shares are listed or the *Articles of Association* and authorized by the Shareholders' General Meeting. The management of our Company is responsible for carrying out the resolutions of the Board and for exercising other duties specified in the *Articles of Association* or authorized by the Board.

(ii) Composition of the Board of Directors

Our Company strictly complies with the requirements under the *Articles of Association* and relevant rules in respect of the appointment of the Directors. Directors are elected by the Shareholders' General Meeting to serve a term of 3 years and are eligible for re-election upon the expiration of the term. The Board meetings were convened in accordance with the *Articles of Association* and the *Rules of Procedures of the Meeting of Board of Directors*.

As of the Latest Practicable Date, the Board of the Company comprises 7 Directors, including 1 executive Director (Mr. Chen Liang), 2 non-executive Directors (Ms. Zhang Wei and Mr. Kong Lingyan) and 4 independent non-executive Directors (Mr. Ng Kong Ping Albert, Mr. Lu Zhengfei, Mr. Peter Hugh Nolan and Mr. Zhou Yu). None of the Directors, Supervisors and senior management is related to other Directors, Supervisors and members of the senior management of our Company. For details on changes in Directors, please refer to "Directors, Supervisors, Senior Management and Employees – Changes in Directors, Supervisors and Senior Management" in this report.

The biographies of current Directors are set out in "Directors, Supervisors, Senior Management and Employees – Biographies of Directors, Supervisors and Senior Management" in this report.

(iii) Board of Directors Diversity Policy

The Nomination and Corporate Governance Committee under the Board has adopted a Board of Directors Diversity Policy concerning the diversity of Board members pursuant to Rule 13.92 of the *Listing Rules of the Stock Exchange*. Our Company considers increasing diversity at the Board level as an essential element in supporting the attainment of its strategic objectives and sustainable development. In designing the composition of the Board, diversity of the Board members would be considered from a number of aspects, including but not limited to gender (which should not be single gender), age, cultural, educational background, professional experience and other factors. All appointments of the Board will be based on meritocracy, and candidates will be considered against objective criteria with due regard for the benefits of diversity on the Board. Selection of candidates will be based on a range of diversity perspectives, the ultimate decision will be made based on meritocracy and contribution that the selected candidates can bring to the Board. The composition of the Board will be disclosed in the *Corporate Governance Report* annually. For further details about the Board of Directors Diversity Policy, please refer to Appendix I to the *Terms of Reference of the Nomination and Corporate Governance Committee of the Board of Directors* of our Company, which has been published on the websites of our Company, the Hong Kong Stock Exchange and the SSE.

The Nomination and Corporate Governance Committee annually reviews the implementation of the Board of Directors Diversity Policy to ensure its effectiveness. The Nomination and Corporate Governance Committee heard and discussed about the *Report on the Composition of the Board and the Diversity of the Board Members* of the Company on October 30, 2024 and no revision was needed out of the diversity considerations.

As of the Latest Practicable Date, the diversity analysis of the Board of the Company is as follows:

Item	Type	As a percentage of	
		Number	Board members
Gender	Male	6	85.7%
	Female	1	14.3%
Age	55 or below	3	42.9%
	55-60	1	14.3%
	60 or above	3	42.9%
Position	Executive Director	1	14.3%
	Non-executive Director	2	28.6%
	Independent non-executive Director	4	57.1%
Educational background	Doctoral degree	4	57.1%
	Master's degree	3	42.9%

The Board of Directors consists of professionals from different professional backgrounds, such as economics, finance, accounting, management, with different genders and ages, of which female Directors account for 14.3% of the total

number of the Board of Directors. The composition of the Board of Directors is in line with the requirements relating to gender diversity of the members of the Board of Directors specified in the *Listing Rules of the Stock Exchange*, and in line with the diversification policy formulated by the Company. The Board has achieved the goal of gender diversity. The Company will continue to strive to achieve an appropriate balance of gender diversity at the Board level, taking into account shareholders' expectations and industry practice. The Company values the importance and benefits of gender diversity of the members of the Board of Directors, and the Company's nomination policy ensures that the Board of Directors will have a potential successor to continue the existing gender diversity of the Board of Directors.

(iv) Independent Views and Input in the Board of Directors

The Board of Directors has established relevant mechanisms to ensure that the Board of Directors obtain independent views and input. According to the *Articles of Association* and the *Policy on the Work of Independent Directors*, the number of independent non-executive Directors in the Board of Directors of the Company shall be no less than 3 and shall constitute no less than one third of the Board of Directors.

Our Company has also formulated the *Policy on the Work of Independent Directors*, which stipulates the qualifications and duties of independent non-executive Directors, and clarifies that the Company shall provide necessary conditions for independent non-executive Directors to effectively exercise their functions and powers. In accordance with the *Listing Rules of the Stock Exchange*, the *Measures for the Administration of Independent Directors of the Listed Companies* and other relevant regulations, the incumbent independent non-executive Directors of the Company have conducted self-examination on their independence and issued confirmation letters, and the Board of Directors of the Company has evaluated their independence and issued special opinions based on the self-examination materials submitted by the incumbent independent non-executive Directors. Our Company believes that each of the incumbent independent non-executive Directors is independent as specified in the *Measures for the Administration of Independent Directors of the Listed Companies* and the *Listing Rules of the Stock Exchange* and other relevant regulations. Independent non-executive Directors are able to exercise independent and objective judgments and protect the interests of minority shareholders.

According to the *Articles of Association*, the *Policy on the Work of Independent Directors* and other relevant regulations, independent non-executive Directors may exercise the following special functions and powers: independently engage intermediaries to audit, consult, or inspect specific matters of the Company; propose to the Board of Directors the convening of an extraordinary general meeting; propose to convene a Board meeting; and publicly solicit Shareholders' rights from Shareholders in accordance with the laws, etc.

During the Reporting Period, the Company fully complied with the above regulations, and implemented effective mechanisms to ensure that there were strong and sufficient independent elements on the Board of Directors. Independent non-executive Directors of the Company shall also submit annual work reports to the annual general meeting.

As equity-based remuneration with performance-related elements may lead to biased decision-making and affect objectivity and independence, the Company does not grant such remuneration to independent non-executive Directors. Upon consideration and approval by the Shareholders' General Meeting of the Company, the remuneration plan for independent non-executive Directors of the Company is: fees of RMB600,000 (tax inclusive) per year, an increase of RMB25,000 (tax inclusive) per year for each member of each special committee of the Board, and RMB50,000 (tax inclusive) per year for each chairman of the committee. The Company will pay a conference fee of RMB5,000 (tax inclusive) per person for each meeting to the Directors attending the relevant meetings. The fees and conference fee shall be paid by the Company on a monthly basis, and the individual income tax shall be withheld. For details of the specific amount of remuneration received by independent non-executive Directors from the Company during the Reporting Period, please refer to "Directors, Supervisors, Senior Management and Employees – Basic Information, Changes in Shareholdings and Remunerations of Directors, Supervisors and Senior Management".

(v) Convening of the Board meetings

During the Reporting Period, the Board of Directors convened 11 meetings (including 4 meetings held by way of written resolution and written ballots, and 7 meetings held by way of onsite meeting, teleconference and video conference), and the details and resolutions of which are as follows:

Meeting	Meeting Date	Resolutions Considered and Approved
Thirty-eighth meeting of the second session of the Board	2024/1/17	<p><i>Resolution on the Election of Members of the Third Session of the Board of Directors and Determination of Their Remuneration</i></p> <p><i>Resolution on the Appointment of Sun Nan as a Member of the Management Committee</i></p> <p><i>Resolution on Formulation of the Professional Integrity Policy</i></p>
Thirty-ninth meeting of the second session of the Board	2024/2/7	<p><i>Resolution on the Appointment of the Accounting Firms for 2024</i></p> <p><i>Resolution on the Adjustments to Senior Management</i></p>
Fortieth meeting of the second session of the Board	2024/3/28	<p><i>Resolution on the 2023 Work Report of the Board of Directors</i></p> <p><i>Resolution on the 2023 Annual Report</i></p> <p><i>Resolution on the 2023 Social Responsibility and Environmental, Social and Governance Report</i></p> <p><i>Resolution on Formulation of Strategic Planning Management Policy</i></p> <p><i>Resolution on the 2023 Profit Distribution Plan</i></p> <p><i>Resolution on the 2023 Annual Compliance Report</i></p> <p><i>Resolution on the 2023 Risk Assessment Report</i></p> <p><i>Resolution on the 2023 Internal Control Assessment Report</i></p> <p><i>Resolution on the 2023 IT Efficiency and Effect Assessment Report</i></p> <p><i>Resolution on the 2024 Annual Estimation for Daily Related-party Transactions</i></p> <p><i>Resolution on Change of Authorized Representative under the Listing Rules of the Stock Exchange</i></p> <p><i>Resolution on the 2023 Annual Work Report of Independent Non-executive Directors</i></p> <p><i>Resolution on the Special Opinions of the Board of Directors on the Independence Self-examination of Independent Non-executive Directors</i></p> <p><i>Resolution on the Request to Convene the 2023 Annual General Meeting</i></p>

Meeting	Meeting Date	Resolutions Considered and Approved
Forty-first meeting of the second session of the Board	2024/4/10	<i>Resolution on the Adjustments to the Candidate for the Executive Director of the Third Session of the Board of Directors and Relevant Arrangements for the Shareholders' General Meeting</i> <i>Resolution on the Adjustments to Senior Management</i>
Forty-second meeting of the second session of the Board	2024/4/19	<i>Resolution on the 2024 Operating Plan</i>
Forty-third meeting of the second session of the Board	2024/4/29	<i>Resolution on the 2024 First Quarterly Report</i>
Forty-fourth meeting of the second session of the Board	2024/5/31	<i>Resolution on the Amendments to the Articles of Association</i> <i>Resolution on the Amendments to Other Corporate Governance Internal Systems</i> <i>Resolution on the Relevant Arrangements of 2024 Interim Profit Distribution</i> <i>Resolution on the 2024 Total Amount of External Donations</i> <i>Resolution on the Amendments to the Risk Management Policy</i> <i>Resolution on Increasing the Total Credit Risk Limit of the Four Major State-owned Banks</i> <i>Resolution on the Amendments to Internal Policies on Remuneration</i>
First meeting of the third session of the Board	2024/6/28	<i>Resolution on the Election of Chairman of the Board of Directors</i> <i>Resolution on the Composition of the Special Committees of the Third Session of the Board of Directors</i> <i>Resolution on the Setting of Tier-1 Departments</i>
Second meeting of the third session of the Board	2024/8/30	<i>Resolution on the 2024 Interim Report</i> <i>Resolution on the 2024 Interim Profit Distribution Plan</i> <i>Resolution on Amendments to and Renaming of the Rules of Procedures of the Management Committee</i> <i>Resolution on the Report on the Operation and Management of Overseas State-owned Assets in 2023</i> <i>Resolution on the Request to Convene the Extraordinary General Meeting</i>
Third meeting of the third session of the Board	2024/9/26	<i>Resolution on the Appointment of Liang Dongqing as a Member of the Management Committee</i>
Fourth meeting of the third session of the Board	2024/10/30	<i>Resolution on the 2024 Third Quarterly Report</i>

(vi) Performance of Directors

1. Attendance at Board meetings and Shareholders' General Meetings

Name	Independent Director or not	Attendance at Board meetings			Attendance at Shareholders' General Meetings	
		Required attendance at meetings	Actual attendance	Actual attendance	Required attendance at meetings	Actual attendance at meetings
			at meetings in person	at meetings by proxy		
Chen Liang	No	11	11	–	2	2
Zhang Wei	No	11	11	–	2	2
Kong Lingyan	No	11	11	–	2	2
Ng Kong Ping Albert	Yes	11	11	–	2	2
Lu Zhengfei	Yes	11	10	1	2	2
Peter Hugh Nolan	Yes	11	10	1	2	2
Zhou Yu	Yes	11	10	1	2	2
Duan Wenwu (resigned)	No	7	6	1	1	–
Deng Xingbin (resigned)	No	4	2	2	1	–

Notes:

1. The required attendance at meetings listed in the above table refers to the required attendance at meetings of each incumbent Director during the Reporting Period. "Actual attendance at meetings in person" includes on-site attendance and participation in the meetings by way of teleconference, video conference and written ballots.
2. There was no case that any Director did not attend two consecutive Board meetings in person during his/her tenure of office.

2. Directors' objections to relevant matters of the Company

During the Reporting Period, the Directors had no objections to relevant matters of the Company, and all the Directors voted for the proposals considered by the Board, with no waiver or opposition.

3. Training

The training and continuous professional development of Directors plays an important role in ensuring that Directors are kept abreast of the latest developments of the Company and understand their responsibilities under the relevant laws and regulations and the Company's business and governance policies, so as to assist them in performing their duties as Directors. Our Company provided trainings for all Directors in a variety of ways such as providing online training and written and video training materials, information on the Company's operation and industry information. In the meantime, we also proactively coordinated and supported Directors to participate in external trainings organized by the SSE, the CSRC and its branches, associations of listed companies and other organizations. The trainings covered a broad range of topics, including the new "State Council Nine-Point Guideline", amendments to the *Company Law*, special interpretation of the *Measures for the Administration of Independent Directors of the Listed Companies*, integrity building, ESG and sustainable development, anti-money laundering regulatory requirements, the information disclosure under the Listing Rules, corporate governance, and recent regulatory developments and rule updates.

Every newly appointed Director shall receive a comprehensive, formal and tailored induction on the first occasion of his/her appointment to make sure that he/she has a proper understanding of the operations and business of the Company and that he/she is fully aware of his/her responsibilities in the Company. Mr. Deng Xingbin, who was appointed as a non-executive Director of the Company in June 2024, has obtained legal advice from Clifford Chance on June 27, 2024 under Rule 3.09D of the *Listing Rules of the Stock Exchange* in relation to the requirements imposed on, and obligations and responsibilities of a director of a listed company and has confirmed that he understood his obligations as a Director of the Company.

(vii) Chairman and President

The Chairman is responsible for overseeing the overall operations of the Company and formulating business and corporate development strategies, providing leadership for the Board, ensuring that the Board works effectively and performs its duties. The Chairman also ensures that good corporate governance practices and procedures are established and complied with and that the Board acts in the best interests of the Company and all Shareholders. The Chairman is also the legal representative of the Company. The President is in charge of the operation and management of the Company, organizing the implementation of the resolutions of the Board and reporting to the Board. Also, their powers and duties are clearly divided and specified in the *Articles of Association*. A clear division of the management of the Board and the day-to-day management of the Company ensures a balance of power and authority, guarantees the independence of their duties and avoids excessive concentration of power in any individual.

Currently, Mr. Chen Liang serves as the Chairman of the Company. After consideration and approval by the Board, Mr. Wu Bo ceased to serve as the President and other positions of the Company since April 10, 2024, and Mr. Chen Liang performed duties in place of the President until a new President is appointed by the Company (hereinafter referred to as the "Arrangements during the Transitional Period"). Although the aforementioned Arrangements during the Transitional Period deviate from the requirements under code provision C.2.1 of the *Corporate Governance Code*, in order to ensure that the operation of the management and the daily operation of the Company are not affected, the Company considers that given that: 1) the appointment of a new President will take a certain period of time and shall go through the corresponding statutory procedures; 2) Mr. Chen Liang has extensive experience in the financial industry and management; 3) the resolution of the Board must be passed by more than half of all Directors, and more than half of the Board members are independent non-executive Directors, and there is only one executive Director, Mr. Chen Liang, which shows sufficient balance of power; and 4) the decision-making on strategy, business, operation, finance and other material aspects shall be collectively decided after discussion of the Board and the management, the Arrangements during the Transitional Period are appropriate before the appointment of a new President of the Company and will not weaken the balance of power and delegation of authority between the Board and the management.

The Company will actively promote the appointment of a new President in order to comply with code provision C.2.1 of the *Corporate Governance Code*.

(viii) Implementation of Relevant Resolutions of the Shareholders' General Meeting by the Board

The implementation of relevant resolutions of the Shareholders' General Meeting by the Board during the Reporting Period is mainly as follows:

1. On June 28, 2024, the 2023 Annual General Meeting considered and approved the *Resolution on Amendments to the Articles of Association*. The amendments to the *Articles of Association* became effective on the date when they were considered and approved at the Shareholders' General Meeting. The Company has completed the relevant filing matters.
2. On June 28, 2024, the 2023 Annual General Meeting considered and approved the *Resolution on the 2023 Profit Distribution Plan*. The profit distribution of the Company for 2023 was in the form of cash dividends. A total cash dividend of RMB868,906,236.24 (tax inclusive) was distributed, which was paid on August 23, 2024.
3. On June 28, 2024, the 2023 Annual General Meeting considered and approved the *Resolution on the Appointment of the Accounting Firms for 2024*. Ernst & Young Hua Ming LLP and Ernst & Young have completed the audit of the Company for 2024.
4. On June 28, 2024, the 2023 Annual General Meeting considered and approved the *Resolution on 2024 Annual Estimation for Daily Related-party Transactions*. The actual implementation of the Company's daily related-party transactions during the Reporting Period is detailed in the "Significant Events – Material Related Party/Connected Transactions" in this report.
5. On October 31, 2024, the 2024 First Extraordinary General Meeting considered and approved the *Resolution on the 2024 Interim Profit Distribution Plan*. The Company adopted the method of cash dividend for its 2024 interim profit distribution. The total cash dividend is RMB434,453,118.12 (tax inclusive), which was paid on December 27, 2024.

V. BOARD COMMITTEES AND PERFORMANCE OF DUTIES

(i) Composition of Board Committees

In accordance with the relevant PRC laws and regulations, the *Articles of Association* and the corporate governance practice prescribed in the Listing Rules, our Company has established six Board Committees, namely, the Strategy and ESG Committee, the Remuneration Committee, the Nomination and Corporate Governance Committee, the Audit Committee, the Risk Management Committee and the Related-Party Transaction Control Committee, to each of which certain responsibilities are delegated, so as to assist the Board in performing its duties from various aspects.

As at the Latest Practicable Date, the composition of each of Board Committees is listed as follows:

Name of Committee	Members of Committee
Strategy and ESG Committee	Chen Liang (Chairman), Zhang Wei and Kong Lingyan
Remuneration Committee	Peter Hugh Nolan (Chairman), Zhang Wei, Ng Kong Ping Albert and Zhou Yu
Nomination and Corporate Governance Committee	Zhou Yu (Chairman), Chen Liang, Kong Lingyan, Lu Zhengfei and Peter Hugh Nolan
Audit Committee	Ng Kong Ping Albert (Chairman), Kong Lingyan, Lu Zhengfei and Zhou Yu
Risk Management Committee	Lu Zhengfei (Chairman), Zhang Wei, Kong Lingyan and Ng Kong Ping Albert
Related-Party Transaction Control Committee	Ng Kong Ping Albert (Chairman), Lu Zhengfei, Peter Hugh Nolan and Zhou Yu

During the Reporting Period and up to the Latest Practicable Date, the changes in the composition of Board Committees are listed as follows:

- On June 28, 2024, Mr. Deng Xingbin was newly appointed as a member of each of the Strategy and ESG Committee and the Risk Management Committee of the Board of the Company; Mr. Kong Lingyan was newly appointed as a member of the Nomination and Corporate Governance Committee of the Board of the Company; Mr. Zhou Yu was newly appointed as a member of the Related-Party Transaction Control Committee of the Board of the Company. On the same day, Mr. Zhou Yu ceased to be a member of the Strategy and ESG Committee of the Board, and Mr. Duan Wenwu ceased to be a member of each of the Strategy and ESG Committee and the Risk Management Committee of the Board.
- With effect from November 21, 2024, Mr. Deng Xingbin ceased to be a member of each of the Strategy and ESG Committee and the Risk Management Committee of the Board.

(ii) Board Committees and Performance of Duties

1. Strategy and ESG Committee

(1) Functions of the Committee

The primary duties of the Strategy and ESG Committee include, but are not limited to, the following: 1) conducting research on our Company's short, medium, long-term development strategies or the relevant issues; 2) providing suggestions for our Company's development strategies, major investments, major reforms and other major decisions; 3) advising on ESG related matters of the Company, reviewing ESG reports of the Company, paying attention to significant ESG related risks, supervising the Company to implement the goal of ESG; and 4) performing other duties stipulated in laws, regulations, securities regulatory rules in the places where the Company's Shares are listed and authorized by the Board of Directors. For details, please refer to the *Terms of Reference of the Strategy and ESG Committee of the Board of Directors* of the Company available on the websites of our Company, the Hong Kong Stock Exchange and the SSE.

(2) Work Summaries and Meetings of the Committee

During the Reporting Period, the Strategy and ESG Committee has convened 3 meetings, the details of which are as follows:

Meeting Date	Meeting	Resolutions Considered and Approved
2024/3/28	2024 first meeting	<i>Resolution on the 2023 Social Responsibility and Environmental, Social and Governance Report</i> <i>Resolution on Formulation of Strategic Planning Management Policy</i>
2024/5/31	2024 second meeting	<i>Resolution on the Amendments to the Terms of Reference of the Strategy and ESG Committee of the Board of Directors</i>
2024/10/30	2024 third meeting	No resolution involved, and the <i>Report on the Implementation of the Strategic Plan</i> was heard

During the Reporting Period, the Strategy and ESG Committee convened meetings and performed its duties in accordance with the provisions and requirements of the *Articles of Association* and the *Terms of Reference of the Strategy and ESG Committee of the Board of Directors*, agreed to each resolution and put forward opinions and suggestions for related work, and played a positive and important role in facilitating the scientific decision-making of the Board of Directors.

(3) *Attendance of Members of the Committee*

Name	Required attendance at meetings	Actual attendance at meetings
Chen Liang	3	3
Zhang Wei	3	3
Kong Lingyan	3	3
Zhou Yu	2	2
Duan Wenwu	2	2
Deng Xingbin	1	1

2. Remuneration Committee

(1) *Functions of the Committee*

The primary duties of the Remuneration Committee include, but are not limited to, the following: 1) deliberating on the appraisal and remuneration management system for Directors and senior management and giving opinions; 2) conducting appraisal of Directors and senior management and making recommendations in respect of their remunerations; 3) giving recommendations to Directors or senior management on the arrangement of stock ownership plan in the relevant subsidiary to be spun off; 4) developing and implementing a performance evaluation system that is adaptive to the changing market, a competitive remuneration policy, and reward and punishment measures that are linked to the operation and performance of the Company, according to the characteristics of the financial and securities industries, the main scopes, duties and importance of the management positions of Directors and senior management, and the remuneration levels of relevant positions in comparable companies; and 5) performing other duties stipulated in laws, regulations, securities regulatory rules in the places where the Company's Shares are listed and authorized by the Board of Directors. For details, please refer to the *Terms of Reference of the Remuneration Committee of the Board of Directors* of the Company available on the websites of our Company, the Hong Kong Stock Exchange and the SSE.

(2) Work Summaries and Meetings of the Committee

During the Reporting Period, the Remuneration Committee has convened 1 meeting, the details of which are as follows:

Meeting Date	Meeting	Resolutions Considered and Approved
2024/5/31	2024 first meeting	<i>Resolution on the Amendments to the Terms of Reference of the Remuneration Committee of the Board of Directors</i> <i>Resolution on the Amendments to Internal Policies on Remuneration</i>

During the Reporting Period, the Remuneration Committee convened the meeting and performed its duties in accordance with the provisions and requirements of the *Articles of Association* and the *Terms of Reference of the Remuneration Committee of the Board of Directors*, agreed to each resolution and put forward opinions and suggestions for related work, and played a positive and important role in facilitating the scientific decision-making of the Board of Directors.

For further details about the procedures and basis for determining the remuneration of Directors, Supervisors and senior management, please refer to “Directors, Supervisors, Senior Management and Employees – Remuneration of Directors, Supervisors and Senior Management” of this report.

(3) Attendance of Members of the Committee

Name	Required attendance at meetings	Actual attendance at meetings
Peter Hugh Nolan	1	1
Zhang Wei	1	1
Ng Kong Ping Albert	1	1
Zhou Yu	1	1

3. Nomination and Corporate Governance Committee

(1) Functions of the Committee

The primary duties of the Nomination and Corporate Governance Committee include, but are not limited to, the following: 1) deliberating on selection and appointment standards and procedures of Directors and senior management and giving recommendations, searching for qualified candidates of Directors and senior management and reviewing the qualification criteria of the candidates for Directors and senior management and making recommendations in respect of the nomination, appointment, and removal of Directors and the appointment or dismissal of senior management; 2) developing policies and practices in relation to corporate governance, and promoting the formulation and enhancement of the corporate governance standards; 3) conducting appraisal of corporate governance structure and governance standards and making recommendations; 4) reviewing and monitoring the training and continuous professional development of Directors and senior management; 5) reviewing and supervising the Company's policies and practices with regard to compliance with legal and regulatory requirements; 6) developing, reviewing and monitoring the code of conduct and compliance manual (if any) applicable to employees and Directors; 7) reviewing the Company's compliance with the *Corporate Governance Code* and information disclosure in the *Corporate Governance Report*; and 8) performing other duties stipulated in laws, regulations, securities regulatory rules in the places where the Company's Shares are listed and authorized by the Board of Directors. For details, please refer to the *Terms of Reference of the Nomination and Corporate Governance Committee of the Board of Directors* of the Company available on the websites of our Company, the Hong Kong Stock Exchange and the SSE.

With respect to nomination for new Directors and re-election of Directors, our Company follows a considered and transparent nomination policy. Under the nomination policy for Directors, the Nomination and Corporate Governance Committee shall nominate suitable candidates to the Board for consideration and make recommendations to the Shareholders regarding election and re-election of Directors. The nomination of Directors shall be made in accordance with the nomination policy for Directors and all appointments of Directors will be merit-based with due regard for the objective criteria (including gender, age, cultural and educational background, relevant or professional experience, ethnicity, skills, knowledge, etc.) as set out under the Board of Directors Diversity Policy. The ultimate decision will be made based on meritocracy and contribution that the selected candidates can bring to the Company and the Board.

The factors used as reference by the Nomination and Corporate Governance Committee in assessing the suitability of a proposed candidate include, but are not limited to, integrity and character; accomplishment and experience in the financial services industry; professional qualifications, skills and knowledge that are relevant to our Company's business and corporate strategy; commitment in respect of available time; diversity; independent criteria as required under the Listing Rules for candidates for independent non-executive Directors, etc. These factors are not meant to be exhaustive and decisive. The Nomination and Corporate Governance Committee has the discretion to nominate any person, as it considers appropriate.

Proposed candidates will be asked to submit the necessary personal information, together with their written consent to be appointed as a Director and to the public disclosure of their personal data on any documents or the relevant websites for the purpose of their standing for election as a Director. The Nomination and Corporate Governance Committee will review such information of the potential candidates and may request candidates to provide additional information and documents if it considers necessary. A meeting of Nomination and Corporate Governance Committee will be called for the members to discuss the credentials of the proposed candidates and assess their qualifications based on the factors set out above. The Nomination and Corporate Governance Committee may also invite nominations of suitable candidates (if any) from the Board members for consideration by the Nomination and Corporate Governance Committee prior to its meeting. For filling a casual vacancy, the Nomination and Corporate Governance Committee shall make recommendations for the Board's consideration and approval. For proposing candidates to stand for election and re-election at a shareholders' general meeting, the Nomination and Corporate Governance Committee shall make nominations to the Board for its consideration and recommendation.

(2) *Work Summaries and Meetings of the Committee*

During the Reporting Period, the Nomination and Corporate Governance Committee has convened 5 meetings, the details of which are as follows:

Meeting Date	Meeting	Resolutions Considered and Approved
2024/1/15	2024 first meeting	<i>Resolution on the Election of Members of the Third Session of the Board of Directors</i> <i>Resolution on the Appointment of Sun Nan as a Member of the Management Committee</i>
2024/4/10	2024 second meeting	<i>Resolution on the Adjustments to Senior Management</i>
2024/5/31	2024 third meeting	<i>Resolution on the Amendments to the Terms of Reference of the Nomination and Corporate Governance Committee of the Board of Directors</i>
2024/9/26	2024 fourth meeting	<i>Resolution on the Appointment of Liang Dongqing as a Member of the Management Committee</i>
2024/10/30	2024 fifth meeting	No resolution involved, and the <i>Report on the Composition of the Board and the Diversity of the Board Members</i> was heard

During the Reporting Period, the Nomination and Corporate Governance Committee convened meetings and performed its duties in accordance with the provisions and requirements of the *Articles of Association* and the *Terms of Reference of the Nomination and Corporate Governance Committee of the Board of Directors*, agreed to each resolution and put forward opinions and suggestions for related work, and played a positive and important role in facilitating the scientific decision-making of the Board of Directors.

(3) *Attendance of Members of the Committee*

Name	Required attendance at meetings	Actual attendance at meetings
Zhou Yu	5	5
Chen Liang	5	5
Kong Lingyan	2	2
Lu Zhengfei	5	5
Peter Hugh Nolan	5	5

4. Audit Committee

(1) *Functions of the Committee*

The primary duties of the Audit Committee include, but are not limited to, the following: 1) considering financial accounting reports, financial information in periodical reports, internal control assessment reports of the Company, and the disclosure thereof, and submitting the same to the Board of Directors for consideration; 2) proposing the engagement, dismissal or replacement of external audit firm which provides statutory audit services for the periodic financial reports of the Company, and supervising the independence and objectivity of external audit firm; 3) being responsible for communication between internal and external auditors; 4) considering the engagement or dismissal of the Chief Financial Officer of the Company, and submitting to the Board of Directors for consideration; 5) considering the modifications of accounting policies, the modifications of accounting estimates, or correcting material accounting errors due to reasons other than changes in accounting standards, and submitting to the Board of Directors for consideration; and 6) performing other duties stipulated in laws, regulations, securities regulatory rules in the places where the Company's Shares are listed and authorized by the Board of Directors. For details, please refer to the *Terms of Reference of the Audit Committee of the Board of Directors* of the Company available on the websites of our Company, the Hong Kong Stock Exchange and the SSE.

(2) *Work Summaries and Meetings of the Committee*

During the Reporting Period, the Audit Committee has convened 7 meetings, the details of which are as follows:

Meeting Date	Meeting	Resolutions Considered and Approved
2024/1/17	2024 first meeting	<i>Resolution on the Determination of the Winning Accounting Firms in the Procurement Program for Annual Report Auditors and the Appointment of the Accounting Firms for 2024</i>
2024/3/26	2024 second meeting	<i>Resolution on the 2023 Annual Report Resolution on the 2023 Audit Report Resolution on the 2023 Internal Control Assessment Report Resolution on the 2023 Report on the Effectiveness Evaluation of the Internal Control, Comprehensive Risk Management, Compliance Management and Information Technology Management Resolution on the 2023 Anti-Money Laundering Audit Report Resolution on the 2023 Internal Audit Work Report Resolution on the 2024 Internal Audit Work Plan Resolution on the 2023 Assessment Report on the Performance of the Accounting Firms Resolution on the 2023 Annual Work Report on the Supervision of the Accounting Firms of the Audit Committee of the Board of Directors Resolution on the 2023 Annual Work Report of the Audit Committee of the Board of Directors</i>
2024/4/10	2024 third meeting	<i>Resolution on the Adjustments to the Chief Financial Officer</i>
2024/4/26	2024 fourth meeting	<i>Resolution on the 2024 First Quarterly Report Resolution on the Review Plan on 2024 Interim Financial Statements Resolution on the Formulation of the Control Plan for Annual Report Auditors' Undertaking of Non-Assurance Business</i>
2024/5/31	2024 fifth meeting	<i>Resolution on the Amendments to the Terms of Reference of the Audit Committee of the Board of Directors</i>
2024/8/28	2024 sixth meeting	<i>Resolution on the 2024 Interim Report</i>
2024/10/28	2024 seventh meeting	<i>Resolution on the 2024 Third Quarterly Report Resolution on the 2024 Annual Audit Plan</i>

During the Reporting Period, the Audit Committee convened meetings and performed its duties in accordance with the provisions and requirements of the *Articles of Association* and the *Terms of Reference of the Audit Committee of the Board of Directors*, agreed to each resolution and put forward opinions and suggestions for related work, and played a positive and important role in facilitating the scientific decision-making of the Board of Directors.

(3) *Attendance of Members of the Committee*

Name	Required attendance at meetings	Actual attendance at meetings
Ng Kong Ping Albert	7	7
Kong Lingyan	7	7
Lu Zhengfei	7	7
Zhou Yu	7	7

5. Risk Management Committee

(1) *Functions of the Committee*

The primary duties of the Risk Management Committee include, but are not limited to, the following: 1) considering and making recommendations on the overall goals and policies for compliance management and risk management; 2) considering and making recommendations on the establishment and duties of compliance management and risk management organizations; 3) evaluating and making recommendations on the risks of important decisions and solutions for significant risks requiring consideration of the Board; 4) reviewing and making recommendations on compliance reports and risk assessment reports requiring consideration of the Board; and 5) performing other duties stipulated in laws, regulations, securities regulatory rules in the places where the Company's Shares are listed and authorized by the Board of Directors. For details, please refer to the *Terms of Reference of the Risk Management Committee of the Board of Directors* of the Company available on the websites of our Company, the Hong Kong Stock Exchange and the SSE.

(2) Work Summaries and Meetings of the Committee

During the Reporting Period, the Risk Management Committee has convened 5 meetings, the details of which are as follows:

Meeting Date	Meeting	Resolutions Considered and Approved
2024/3/26	2024 first meeting	<i>Resolution on the 2023 Annual Compliance Report</i> <i>Resolution on the 2023 Risk Assessment Report</i>
2024/4/26	2024 second meeting	<i>Resolution on the 2024 First Quarterly Compliance Management Report</i> <i>Resolution on the 2024 First Quarterly Risk Assessment Report</i>
2024/5/30	2024 third meeting	<i>Resolution on the Amendments to the Terms of Reference of the Risk Management Committee of the Board of Directors</i> <i>Resolution on the Amendments to the Risk Management Policy</i> <i>Resolution on Increasing the Total Credit Risk Limit of the Four Major State-owned Banks</i>
2024/8/28	2024 fourth meeting	<i>Resolution on the 2024 Interim Compliance Management Report</i> <i>Resolution on the 2024 Interim Risk Assessment Report</i>
2024/10/28	2024 fifth meeting	<i>Resolution on the 2024 Third Quarterly Compliance Management Report</i> <i>Resolution on the 2024 Third Quarterly Risk Assessment Report</i>

During the Reporting Period, the Risk Management Committee convened meetings and performed its duties in accordance with the provisions and requirements of the *Articles of Association* and the *Terms of Reference of the Risk Management Committee of the Board of Directors*, agreed to each resolution and put forward opinions and suggestions for related work, and played a positive and important role in facilitating the scientific decision-making of the Board of Directors.

(3) Attendance of Members of the Committee

Name	Required attendance at meetings	Actual attendance at meetings
Lu Zhengfei	5	5
Zhang Wei	5	5
Kong Lingyan	5	5
Ng Kong Ping Albert	5	5
Duan Wenwu	3	3
Deng Xingbin	2	2

6. Related-Party Transaction Control Committee*(1) Functions of the Committee*

The primary duties of the Related-Party Transaction Control Committee include, but are not limited to, the following: 1) to make plan for the formulation of and amendments to the Policy on Management of Related Party Transactions of the Company, and to supervise its implementation; 2) to obtain the list of related (connected) persons of the Company; 3) to review related (connected) transactions to be approved by the Company's Board of Directors or Shareholders' General Meeting, form written opinions, submit them to the Board of Directors for consideration, and report to the Supervisory Committee; and 4) to perform other duties stipulated in laws, regulations and provisions of securities regulators and stock exchanges in the places where the Company's Shares are listed and as authorized by the Board of Directors.

(2) Work Summaries and Meetings of the Committee

During the Reporting Period, the Related-Party Transaction Control Committee has convened 3 meetings, the details of which are as follows:

Meeting Date	Meeting	Resolutions Considered and Approved
2024/3/27	2024 first meeting	<i>Resolution on the 2024 Annual Estimation for Daily Related-party Transactions</i>
2024/5/31	2024 second meeting	<i>Resolution on the Amendments to the Terms of Reference of the Related-Party Transaction Control Committee of the Board of Directors</i> <i>Resolution on the Amendments to the Policy on Management of Related-Party Transactions</i>
2024/8/28	2024 third meeting	No resolution involved, and report on the work relating to the management of related-party transactions and changes of the list of related parties was heard

During the Reporting Period, the Related-Party Transaction Control Committee convened meetings and performed its duties in accordance with the provisions and requirements of the *Articles of Association* and the *Terms of Reference of the Related-Party Transactions Control Committee of the Board of Directors*, agreed to each resolution and put forward opinions and suggestions for related work, and played a positive and important role in facilitating the scientific decision-making of the Board of Directors.

(3) Attendance of Members of the Committee

Name	Required attendance at meetings	Actual attendance at meetings
Ng Kong Ping Albert	3	3
Lu Zhengfei	3	3
Peter Hugh Nolan	3	3
Zhou Yu	1	1

(iii) Details of Matters Subject to Objection

During the Reporting Period, no objection has been raised at meetings of the Special Committees of the Board by its members, and all members voted for the resolutions considered by the Special Committees, with no waiver or opposition.

VI. SUPERVISORY COMMITTEE AND PERFORMANCE OF DUTIES

(i) Powers and Duties of the Supervisory Committee

The Supervisory Committee is the supervisory body of our Company and is accountable to the Shareholders' General Meeting. The powers and duties of the Supervisory Committee include but are not limited to: examining the financial affairs of our Company; supervising the performance of duties by the Directors and senior management; reviewing financial reports, profits distribution plans and other financial materials to be submitted by the Board at the Shareholders' General Meeting; and other duties and powers prescribed by relevant regulations and the *Articles of Association* or authorized by Shareholders' General Meetings. The Supervisory Committee is entitled to engage professional institutions such as accounting firms and law firms to assist its work when necessary.

The Supervisory Committee strictly complied with the relevant laws and regulations and the *Articles of Association*, lawfully and diligently performed its duties, and observed the relevant procedures. During the Reporting Period, members of the Supervisory Committee attended all non-written consideration Board meetings, Shareholders' General Meetings and most of the regular management meetings and non-written consideration meetings of the special committees of the Board of the Company.

(ii) Composition of the Supervisory Committee

Our Company strictly complied with the *Articles of Association* and relevant rules in respect of the appointment of the Supervisors. The meetings of the Supervisory Committee shall be held in accordance with the *Articles of Association* and the *Rules of Procedures of the Meeting of Supervisory Committee*. Our Company's Supervisory Committee comprised three Supervisors, including one employee representative Supervisor (Mr. Gao Tao) and two non-employee representative Supervisors (Mr. Jin Lizuo and Mr. Cui Zheng).

For the biographies of the existing Supervisors, please refer to "Directors, Supervisors, Senior Management and Employees – Biographies of Directors, Supervisors and Senior Management" in this report.

(iii) Meetings of the Supervisory Committee

During the Reporting Period, the Supervisory Committee has convened 7 meetings, the details and resolutions of which are set out as follows:

Meeting Date	Meeting	Resolutions Considered and Approved
2024/1/17	Twenty-fifth meeting of the second session of the Supervisory Committee	<i>Resolution on the Election of Members of the Third Session of the Supervisory Committee and Determination of Relevant Supervisors' Remuneration</i>
2024/3/28	Twenty-sixth meeting of the second session of the Supervisory Committee	<i>Resolution on the Report on 2023 Performance Evaluation of Directors by the Supervisory Committee Resolution on the Report on 2023 Performance Evaluation of Senior Management by the Supervisory Committee Resolution on the 2023 Work Report of the Supervisory Committee Resolution on the 2023 Annual Report Resolution on the 2023 Social Responsibility and Environmental, Social and Governance Report Resolution on the 2023 Profit Distribution Plan Resolution on the 2023 Annual Compliance Report Resolution on the 2023 Risk Assessment Report Resolution on the 2023 Internal Control Assessment Report</i>
2024/4/29	Twenty-seventh meeting of the second session of the Supervisory Committee	<i>Resolution on the 2024 First Quarterly Report</i>
2024/5/31	Twenty-eighth meeting of the second session of the Supervisory Committee	<i>Resolution on the Relevant Arrangements of 2024 Interim Profit Distribution Resolution on the Amendments to the Rules of Procedures of the Meeting of Supervisory Committee</i>
2024/6/28	First meeting of the third session of the Supervisory Committee	<i>Resolution on the Election of Chairman of the Supervisory Committee</i>
2024/8/30	Second meeting of the third session of the Supervisory Committee	<i>Resolution on the 2024 Interim Report Resolution on the 2024 Interim Profit Distribution Plan</i>
2024/10/30	Third meeting of the third session of the Supervisory Committee	<i>Resolution on the 2024 Third Quarterly Report</i>

(iv) Attendance of Supervisors at Meetings of the Supervisory Committee

Name	Required attendance at meetings	Actual attendance at meetings
Gao Tao	7	7
Jin Lizuo	7	7
Cui Zheng	7	7

(v) Description of the Company's Risks Identified by the Supervisory Committee

During the Reporting period, the Supervisory Committee had no dissenting view over the supervisory matters, and all Supervisors voted for the resolutions considered by the Supervisory Committee, with no waiver or opposition.

VII. THE SHARE INCENTIVE SCHEME, EMPLOYEE STOCK OWNERSHIP PLAN OR OTHER EMPLOYEE INCENTIVES AND THEIR IMPACTS

During the Reporting Period, the Company did not implement any share incentive scheme, employee stock ownership plan or other employee incentives, and therefore, none of the Directors, Supervisors or senior management of the Company have been granted stock options or restricted Shares.

During the Reporting Period, the Company implemented an annual performance evaluation of senior management. The evaluation highlights professionalism and responsibility, and comprehensively reviews the performance of senior management in terms of ethics, competence, diligence, performance, and integrity across key dimensions including teamwork, individual performance of duties, comprehensive personal evaluation and risk compliance. The evaluation outcomes will be linked to team building, incentive and discipline mechanisms, and accountability measures.

During the Reporting Period, the senior management of the Company conscientiously performed their duties, obtained good overall performance, completed the tasks assigned to them by the Board, further promoted the optimization and adjustment of the customer-centered organizational structure, strengthened the Company's professional service capabilities, and improved the internal control system of compliance and risk management during their terms. Under the guidance of the Board, the senior management closely followed the transformation opportunities of the industry, based on the principle of stable operation, continuously optimized the business and talent structure, promoted the effective integration and coordination of business resources, and comprehensively deepened the implementation of the Company's strategies.

VIII. MANAGEMENT AND CONTROL OF SUBSIDIARIES

Adhered to the risk appetite commitment of “prudent and steady business operations”, the Company continuously strengthened its management and control of subsidiaries and established a whole-process penetration management system with full coverage, so as to ensure the steady and orderly operation of subsidiaries and prevent any potential unauthorized operation, uncontrolled budget or moral risks during the operation and management of subsidiaries. The Company strictly abides by laws and regulations applicable to subsidiaries of securities firms, and has no conflicts of interest or peer competition with subsidiaries. The reasonable and necessary separation system has been established to prevent any possible risk transmission or conflicts of interest.

IX. ESTABLISHMENT AND IMPLEMENTATION OF INTERNAL CONTROL SYSTEM

(i) Establishment of the Internal Control System

Our Company has been emphasizing building a corporate internal control system since its establishment. Our Company’s corporate internal control system has been gradually taking shape and enhanced in compliance with the requirements of the *Guidelines for Internal Control of Securities Companies* and the *Basic Norms of Internal Control for Enterprises*, and has incorporated the development of internal control into the operational development of our Company.

As of the end of the Reporting Period, our Company has established an internal control system suitable for our business nature, scale and complexity, and has achieved results in ensuring the legality and compliance of operations, the safety of assets and the authenticity and completeness of financial reports and relevant information, and improving operational efficiency and effectiveness.

(ii) Major Characteristics of the Internal Control System

Our Company has established a reasonable, effective and balanced internal control system, with clear division of work among the Board of Directors, the Supervisory Committee, the management, functional departments, business departments and their branches within the structure of the entire internal control system, and their duties and responsibilities are as follows:

- The Board of Directors is responsible for the sound establishment and effective implementation of internal control. The Board has established the Audit Committee which is responsible for reviewing the internal control of our Company, supervising the effective implementation of internal control and self-evaluation on internal control, coordinating internal control audits and other relevant matters.
- The Supervisory Committee supervises the establishment and implementation of internal control by the Board.
- The management is responsible for organizing and steering the daily operation of the internal control of our Company.
- Each of the business departments and their branches formulates and implements its business policies, internal process and control. Our Company requires all employees who participate in business operations to comply with the policies and processes in the ordinary course of business. Each of the business departments conducts self-evaluation and assessment on the specific internal control procedures and measures for its scope of business, and is responsible for reporting deficiencies of the internal control procedures to the management of our Company.
- The Internal Audit Department is independent of the business departments of our Company and reports directly to the Audit Committee of the Board. The Internal Audit Department conducts reviews, appraisals, reports and recommendations, independently and objectively, on the overall internal control environment, the design and implementation of the internal control measures and risk assessment measures in each business department of our Company on a regular basis, in order to prevent risks, enhance the internal control levels and utilize resources properly and effectively.
- The functional departments participating in internal control include the Risk Management Department, Legal and Compliance Department and other middle and back office departments, which actively manage market risk, credit risk, operational risk, liquidity risk, compliance risk, legal risk, reputational risk, etc. faced by our Company's businesses and identify risks in the implementation of internal control and make recommendations to improve internal control deficiencies.

(iii) Procedures for Evaluating the Effectiveness of the Internal Monitoring System and Rectifying Material Internal Control Deficiencies

Our Company has established the Internal Audit Department which is independent of other departments in our Company and reports directly to the Audit Committee of the Board. The Internal Audit Department conducts reviews, appraisals, and provides reports and recommendations independently on risk management, the adequacy of the design and the effectiveness of the implementation of internal control for each business line. For issues discovered during internal audits, the Internal Audit Department formulates improvement measures jointly with various departments and assist the management in following up on the issues discovered in the audits and the rectification progress on a regular basis. As for the management of related-party (connected) transactions of the Company, the Company implements a complete series of internal control measures to ensure legal compliance, while the Internal Audit Department also conducts regular reviews of relevant internal control measures over the management of related-party (connected) transactions.

By reviewing the work and audit results of the Internal Audit Department on a regular basis, the Audit Committee appraises the effectiveness of risk management and internal control system on a regular basis on behalf of the Board, and ensures that a review has been conducted at least annually.

(iv) Procedures for Processing and Releasing Inside Information

During the Reporting Period, with approval from the Board and pursuant to the requirements of domestic and foreign laws and regulations, the Listing Rules and the *Articles of Association* as well as the practical conditions of our Company, the Company revised and improved certain articles of the *Policy on Information Disclosure Management*. The revised *Policy on Information Disclosure Management* mainly includes the principles of information disclosure, segregation of duties and responsibilities, contents, internal reporting and disclosure procedures, requirements for information release and communication with outsiders, discipline and accountability mechanisms, etc. For details, please refer to the relevant announcements published on the website of the SSE (www.sse.com.cn) and the Company's website (www.cicc.com) on June 29, 2024. The amendments will not adversely affect the rights and interests of investors. Pursuant to this policy, our Company must, as soon as any inside information comes to its knowledge or a false market may be established, disclose the information to the public to the reasonable and practicable extent.

During the Reporting Period, our Company has truthfully, accurately, legally and timely disclosed information in strict compliance with the requirements of domestic and foreign laws and regulations, the Listing Rules, the *Articles of Association* and the *Policy on Information Disclosure Management* without any false statements, misleading statements or material omissions, to ensure that all investors receive the disclosed information fairly, timely and effectively.

(v) Appraisal of Internal Control

The Board and the management of our Company are jointly responsible for the establishment, the effective implementation and improvement of sound internal control system. The objectives of internal control of our Company are: guaranteeing the legality of operations of our Company and the execution of internal regulatory system, protecting against operational risk and moral risk, securing the safety and completeness of the assets of the clients and our Company, ensuring the reliability, completeness and timeliness of business records, financial information and other information of our Company and improving the operational efficiency and effectiveness of our Company.

As internal control has inherent restrictions, we can only reasonably guarantee the achievement of the above objectives. Furthermore, the effectiveness of internal control may also change according to our Company's internal and external environment and operating conditions. Our Company has set up an inspection and supervision mechanism through which our Company can take measures to rectify deficiencies in internal control once identified.

The Board concluded that, pursuant to the requirements of relevant laws, regulations and regulatory rules such as the *Guidelines for Internal Control for Securities Companies* and with reference to the requirements of the *Basic Norms of Internal Control for Enterprises* and the provisions of its ancillary guidelines, an appraisal on internal control of the Group was conducted as at the reference date (as of December 31, 2024) of the *2024 Internal Control Assessment Report of China International Capital Corporation Limited*, and the Group was not aware of any material defect in internal control of the Group. The Board is of the view that the Group has established an effective internal control system, which helps to achieve our objectives of internal control and is free of material defect and significant defect.

Ernst & Young Hua Ming LLP performed audits on the effectiveness of internal control over financial statements of the Company as at December 31, 2024 in accordance with the *Guidelines on Internal Control Audit for Enterprises* and relevant requirements of the Practice Standards for Certified Public Accountants of China, and had issued the *Internal Control Audit Report of China International Capital Corporation Limited* with standard unqualified opinion. Based on the above understanding, testing and evaluation of internal control during the audit, Ernst & Young Hua Ming LLP believed that the Company has maintained effective internal control over financial statements in all material aspects in accordance with the *Basic Norms of Internal Control for Enterprises* and relevant requirements as at December 31, 2024. There was no inconsistency between the *2024 Internal Control Assessment Report of China International Capital Corporation Limited* issued by the Company and the *Internal Control Audit Report of China International Capital Corporation Limited*.

For details, please refer to the *2024 Internal Control Assessment Report of China International Capital Corporation Limited* and the *Internal Control Audit Report of China International Capital Corporation Limited* published by the Company on the websites of the Company, the Hong Kong Stock Exchange and the SSE.

X. ESTABLISHMENT OF COMPLIANCE MANAGEMENT SYSTEM, AND INSPECTIONS AND SUPERVISION CONDUCTED BY THE COMPLIANCE AND INTERNAL AUDIT DEPARTMENT

(i) Establishment of Compliance System

The Company has established an organizational structure for compliance management that meets regulatory requirements and the compliance management needs of the Company. According to the *Articles of Association* and the *Compliance Management Policy*, the Board determines the compliance management objectives of the Company, assumes responsibility for the effectiveness of compliance management, and performs compliance duties under relevant policies. The Supervisory Committee is responsible for supervising the performance of compliance management duties by Directors and senior management, and for proposing the removal of Directors and senior management who undertakes main and leadership responsibility for major compliance risks. The management is responsible for implementing objectives of compliance management and for compliant operations. The heads of departments and subordinate bodies are responsible for implementing their respective compliance management objectives and for supervising and managing the compliant practices of their respective employees, and assume responsibility for the effectiveness of their respective compliance management.

The Chief Compliance Officer is responsible for the compliance management of the Company, and conducts reviews, supervision and inspections on the business management and practices of the Company and its employees. The Legal and Compliance Department is responsible for the daily management of compliance work of the Company, and for assisting the Chief Compliance Officer in performing compliance management responsibilities stipulated by laws and regulations, regulatory authorities, and the *Articles of Association* of the Company.

In order to promote the rule-based compliance management, the Company has established and improved the compliance policies based on the *Compliance Management Policy* at the company level, including the *Global Compliance Handbook* (《全球合規手冊》), the *Information Barrier Walls Policy* (《信息隔離牆政策》), the *Policy on the Management of All Employee Personal Transactions, Private Equity Investments and External Part-Time Employment* (《全球員工個人交易、私人股權投資和外部兼職制度》), the *Practitioners Management Policy* (《從業人員管理制度》), the *Professional Integrity Policy* (《廉潔從業管理制度》), the *Policy on the Management of Money-Laundering and Terrorism Financing Risks* (《洗錢和恐怖融資風險管理制度》), the *Measures on the Management of Employees' Conflict of Interest* (《員工利益衝突管理辦法》) and the *Policy on the Management Compliance of Branches* (《分支機構合規管理制度》), as well as the compliance management system based on specific policies provided in compliance manuals and compliance guidelines for each type of business.

The Company has established a unified system for the compliance management of subsidiaries at all levels and a work mechanism that all subsidiaries to report the compliance management to the parent company on a regular basis. Meantime, the Company reviews the compliance management systems of subsidiaries, and supervises and monitors the compliance performance of operation and management of subsidiaries, so as to ensure that the compliance management of subsidiaries complies with relevant requirements of the Company.

(ii) Internal Audit

The Internal Audit Department is independent of the business departments of our Company and reports directly to the Audit Committee of the Board. During the Reporting Period, the Internal Audit Department conducts reviews, appraisals, makes reports and recommendations, independently and objectively, on the overall internal control environment, the design and implementation of the internal control measures and risk assessment measures in each business department of our Company on a regular basis, in order to prevent risks, enhance the internal control standards and utilize resources properly and effectively.

During the Reporting Period, the Group initiated and conducted 230 internal audits in total. The Internal Audit Department actively implemented the requirements of the Board of Directors and China Investment Corporation on strengthening internal audit. It cooperated with the Company's strategy under the goal of full coverage of the Group's business and preventing financial risks, fulfilled the responsibility of internal audit in an earnest manner and carried out audit work on the key businesses as well as financial management, compliance management, human resources management, information technology management, and other main middle and back-end office support functions following the principle of coverage maximization and strict implementation of audit, correcting malpractices, and promoting management. In addition to carrying out special audits on key issues and business areas, it conducted comprehensive audits and follow-up audits on national policy implementation and economic responsibility audit, highlighting problem-oriented, risk-oriented, goal-oriented and result-oriented approaches, so as to achieve full audit coverage. Besides, during the audit, the Internal Audit Department attached importance to risk points relating to integrity practice, inspected the check and balance of key positions and the separation of positions and responsibilities, carried out inspections around business-related risk points relating to integrity practice, and paid attention to the check and balance of the exercise of power. According to the relevant audit results of the Internal Audit Department, no material abnormalities or material deficiencies in the internal control system have been discovered.

According to relevant audit results, the Internal Audit Department has inspected and assessed the effectiveness of internal control, comprehensive risk management, compliance management and management of information technology of the Company, and disclosed major risks, which proactively enhanced the risk prevention awareness and risk management capacities of all departments, subsidiaries and branches.

XI. SELF-EXAMINATION AND RECTIFICATIONS IN THE SPECIAL CAMPAIGN TO IMPROVE THE GOVERNANCE OF LISTED COMPANIES

Not applicable.

According to the *Announcement on Launching a Special Campaign to Improve the Governance of Listed Companies* issued by the CSRC, the companies listed before June 30, 2020 (inclusive) shall complete relevant special self-examinations. The Company completed the listing of A Shares on November 2, 2020, not falling into the scope of such self-examinations.

XII. OTHERS

(i) Compliance with the *Model Code*

The Company has adopted a code of conduct regarding securities transactions of Directors on terms no less exacting than the required standards set out in the *Model Code*. The Company has made specific enquiries to all Directors and Supervisors concerning their compliance with the *Model Code*. All Directors and Supervisors confirmed that they had strictly complied with relevant provisions of the *Model Code* and the Company's code of conduct regarding securities transactions of Directors during the Reporting Period.

(ii) Responsibilities of Directors for the Financial Statements

The following responsibility statement of Directors regarding the financial statements shall be read in conjunction with the Auditor's Responsibilities for the Audit of the Consolidated Financial Statements included in the auditor's report. Each responsibility statement shall be interpreted separately.

All Directors acknowledge and confirm their responsibilities of preparing the financial statements which truly reflect the business and operating results of our Company for each financial year. To the best knowledge of all Directors, there are no events or situations which may cause any material adverse impact on the ongoing operations of our Company.

(iii) Appointment and Remuneration of the Accounting Firms

Change in the accounting firm appointed during the Reporting Period: Yes.

According to the requirements of the *Administrative Measures for the Election and Appointment of Accounting Firms by State-owned Financial Enterprises* (《國有金融企業選聘會計師事務所管理辦法》) issued by the Ministry of Finance of the People's Republic of China, a financial enterprise may engage the same accounting firm (including its affiliated member entities) for a maximum of five consecutive years in principle. Upon the completion of the Company's annual audit for the year of 2023, the tenure of service of Deloitte Touche Tohmatsu Certified Public Accountants LLP and Deloitte Touche Tohmatsu (the former accounting firms) have reached five consecutive years.

After consideration and approval by the 2023 Annual General Meeting, the Company appointed Ernst & Young Hua Ming LLP and Ernst & Young as the domestic and overseas accounting firms for 2024, respectively, responsible for providing the relevant statutory financial statements audit, interim financial statements review and agreed-upon procedure services of quarterly financial statements to the Company, and appointed Ernst & Young Hua Ming LLP as the internal control audit institution of the Company for 2024. The term of both appointments shall be one year.

There is no circumstance where the former accounting firm was dismissed by the Company after being appointed to carry out part of the audit for the year 2024.

	Former Appointment	Current Appointment
Name of domestic accounting firm	Deloitte Touche Tohmatsu Certified Public Accountants LLP	Ernst & Young Hua Ming LLP
Number of years of audit by domestic accounting firm	5 years (2019-2023)	1 year
Name of certified public accountants of the domestic accounting firm	Ma Hing Fai, Ma Qianlu	Zhu Baoqin, Sun Lingling
Accumulated term of auditing service of certified public accountants of domestic accounting firm	Ma Hing Fai 2 years, Ma Qianlu 2 years	Zhu Baoqin 1 year, Sun Lingling 1 year
Name of overseas accounting firm	Deloitte Touche Tohmatsu	Ernst & Young
Number of years of audit by overseas accounting firm	5 years (2019-2023)	1 year
Total remuneration ¹ for domestic and overseas accounting firms	RMB5.54 million (2023)	RMB3.10 million (2024)

Note 1: The above is the audit fee (tax inclusive) in respect of the annual financial statements of the Company, which does not include the audit fees in respect of the consolidated subsidiaries of the Company.

Our Company paid RMB5.73 million (tax inclusive) to Ernst & Young Hua Ming LLP and Ernst & Young as fees for auditing the statutory financial statements, the reviewing of the interim financial statements and performing the agreed-upon procedures over quarterly financial statements for 2024, and paid RMB1.32 million (tax inclusive) to Ernst & Young Hua Ming LLP for the auditing of 2024 internal control.

Explanation of the decrease of more than 20% (including 20%) in audit fees compared to the previous year: During the year, the Company fulfilled the selection procedures for appointing audit firms in accordance with the *Administrative Measures for the Election and Appointment of Accounting Firms by State-owned Financial Enterprises* (《國有金融企業選聘會計師事務所管理辦法》) and other regulations, and the related audit fees for 2024 were determined on the basis of various factors, including business complexity of the Company and the expected workload.

During the Reporting Period, our Company has paid RMB0.18 million (tax inclusive) to Ernst & Young Hua Ming LLP and Ernst & Young and its network member institutions for other service fees arising from the debt instruments issuance and other services.

(iv) Review by the Audit Committee

The Audit Committee has reviewed the annual results of the Company for the year ended December 31, 2024.

(v) Joint Company Secretaries

Mr. Sun Nan, the Secretary to the Board and the Joint Company Secretary of our Company, is responsible for making recommendations and proposals to the Board on issues related to corporate governance, and ensuring that Board policies and procedures as well as applicable laws, rules and regulations are strictly followed. In order to maintain sound corporate governance and to ensure compliance with the Listing Rules and applicable Hong Kong laws, Mr. Zhou Jiaying, the Chief Compliance Officer of our Company, has previously been appointed, and will continue to be the other Joint Company Secretary, to assist Mr. Sun Nan in discharging the duties of a company secretary.

Both of Mr. Sun Nan and Mr. Zhou Jiaying have confirmed that they had received not less than 15 hours of relevant professional training during the Reporting Period.

(vi) Investor Relations

The Company has actively performed the duties as a listed company, focused on safeguarding the rights and interests of investors and made efforts to provide comprehensive and effective investor relations services. In order to strengthen the communication between the Company and investors and potential investors, establish an effective communication channel and promote harmonious relations between the Company and investors, the Company has formulated the *Measures for Management of Investor Relations* which specifies the contents and methods, organization and implementation and other matters for conducting investor relations work.

According to the *Measures for Management of Investor Relations*, the Company adheres to the basic principles of full compliance of information disclosure, equal opportunity for investors, honesty and credibility, high efficiency and labor-saving and interactive communication for investor relations work. We have formed an investor relations service team led by the Secretary to the Board of Directors, which strictly complies with the rules on information disclosure, and communicates the Company's performance and key updates to the market promptly and accurately, so as to protect investors' rights to information and decision-making.

The Company ensures the faithful, effective and timely communication of corporate information to investors and responds to market concerns by issuing interim announcements and periodic reports; providing convenient conditions for Shareholders to attend Shareholders' General Meetings; setting up a hotline and mailbox for investor relations service; setting up an investor relations section on the official website of our Company; organizing analyst meetings, results briefings and roadshows; one-to-one communication; mailing materials, etc. The Company attaches importance to the growth of Shareholders' value and has actively launched the 2024 interim profit distribution plan to enhance the stability, continuity and predictability of dividend distribution and maximize Shareholders' interests.

With the implementation of the following measures, the Company believes that it has effectively implemented the *Measures for Management of Investor Relations* of the Company:

In 2024, our Company actively hosted visits from domestic and overseas institutional investors and analysts, organized various forms of investors and analyst exchanges, communicated with investors and analysts for over 400 person times, and participated in nearly 70 times of the group/one-to-one telephone/video conference with investors and analysts, effectively enhancing the investors' understanding of our Group's strategic roadmap and growth prospects.

On June 28, 2024, the Company held the 2023 Annual General Meeting. On October 31, 2024, the Company held the 2024 First Extraordinary General Meeting. The Company's Directors, Supervisors and the management attended each of the Shareholders' General Meetings and answered investors' questions on the spot. Along with the disclosure of regular results, the Company held the 2023 annual results briefing and 2024 interim results briefing as well as quarterly online results briefing sessions to have full communication with investors about the Company's strategies and business performance, and to continue to convey the Company's value to investors. The Company's investor relations activities continue to be highly recognized by the capital markets. In 2024, the Company was once again honored as Asia's "Best IR Team" in 2024 by *Institutional Investor*.

(vii) Amendments to the Articles of Association

The Company has amended the *Articles of Association* according to the requirements of the *Guidelines for Articles of Association of Listed Companies* (《上市公司章程指引》), the *Measures for the Administration of Independent Directors of the Listed Companies* (《上市公司獨立董事管理辦法》), the *Provisions for the Administration of Equity Ownership in Securities Companies* (《證券公司股權管理規定》), the *Measures for the Supervision and Administration of Directors, Supervisors, Senior Executives and Practitioners of Securities and Fund Business Institutions* (《證券基金經營機構董事、監事、高級管理人員及從業人員監督管理辦法》), the *Listing Rules of the Stock Exchange* and other relevant laws and regulations, normative documents, relevant rules of the stock exchanges, and in consideration of the actual situation of the Company. The amendments have been considered and approved at the 2023 Annual General Meeting of the Company, with effect from June 28, 2024.

(viii) Employee Diversity

For details on the composition and diversity of the Group's workforce, please refer to the section headed "Directors, Supervisors, Senior Management and Employees – EMPLOYEES AND REMUNERATION – Number and Composition of Employees" in this report.

I. ENVIRONMENTAL INFORMATION

CICC has adhered to the concept of green development, actively served the national “dual-carbon” goal, leveraged its industry attributes and its own development advantages to deeply integrate into the process of green transformation. We worked closely with stakeholders from corporate governance, sustainable operation to environmental protection practice to promote green and low-carbon development. During the Reporting Period, the Company invested nearly RMB5 million in environmental protection.

In terms of climate risk management, the Company has integrated climate risk into its comprehensive risk management system, establishing a climate risk management system aligned with its strategic objectives, as well as the scale and complexity of climate risk exposures. The *Climate Risk Management Policy* has been issued and continuously refined, with supporting operating guidelines gradually being formulated, which clearly requires all business departments to incorporate climate-related risks into decision-making processes, conduct thorough assessments of clients and business activities, and promptly identify, evaluate, mitigate, and report relevant risks.

In terms of sustainable operation, the Company has actively practiced the concept of sustainable development from the two dimensions of green operation and green building. In terms of green operation, the Company has adopted intelligent lighting system to reasonably control the lighting fixtures in office area; reduced the use of chilled water for air conditioning in office area during non-cooling seasons; and promoted paperless office practices. In terms of green building, CICC has integrated the green concept into the site selection, project approval, scheme, design and construction of each project to develop a low-carbon technology system for CICC Building. In addition, the Company has organized various themed activities such as “clean plate campaign” and “World Earth Day” to foster environmental awareness among all employees.

In terms of ecological and environmental protection, the Company has actively explored innovative models that integrate “green low-carbon initiatives, biodiversity conservation, and rural revitalization” in public welfare efforts. In Motuo County, Xizang, the Company pilots a project for biodiversity conservation, records rare species by the infrared camera, and promotes environmental awareness through public welfare exhibitions. Under the “CICC public welfare ecological carbon-neutral forest project”, the Company planted 86,000 picea crassifolia trees in 2024 in Sertar, Sichuan and other places, advancing reforestation and ecological restoration. CICC also organized employee volunteers to participate in tree-planting activities, and planted more than 1,600 saplings in total to strengthen the awareness and practice of environmental protection. The Company’s promotional video named “*Seeing the Forest – A New Life*” (《林見·新生》) premiered at the United Nations Conference on Biodiversity, demonstrating the international influence of CICC’s public welfare practices.

The Company is a financial company, which is not in the list of the key pollutant discharge units or their major subsidiaries published by the environmental protection authority. During the Reporting Period, the Company did not have any lawsuits or related penalties caused by environmental issues.

II. SOCIAL RESPONSIBILITIES

Always adhering to the original aspiration of “By the People and For the Nation”, the Company has precisely supported inclusive public welfare projects that enhance social well-being, and actively fulfilled the responsibility of state-owned financial enterprises by creating an assistance model of “investment + investment banking + research + public welfare”. During the Reporting Period, the Group donated over RMB30,034.9 thousand to support public welfare and assistance programs, benefiting approximately 360,000 people in total.

In terms of public welfare, the Company, through public welfare platform – CICC Charity Foundation, has consistently supported high-quality projects in fields such as equitable development of education, ecological conservation and environmental protection, poverty alleviation/rural revitalization. The Foundation has also actively participated in major natural disaster relief and post-disaster reconstruction, and has organized volunteer service activities, which have achieved good social benefits. From initiatives like the “China Reach” for infant and toddler early education and the village kindergartens in Guzhang County, Hunan Province to the “CICC – Joyoung Charity Kitchen” for nutritional improvement in primary and secondary Schools, and the extracurricular reading resource donation activity of “Sending Love through Books” (書送愛心), a full-cycle educational support chain has been established, promoting equity and high-quality development of education. In addition, continuous efforts were made to support the Xizang Maternal and Child Health Association in carrying out the “Maternal and Child Healthcare/Rural Doctor Training” project, focusing on medical training for rural healthcare workers and maternal-infant health services in remote farming and pasturing areas of Xizang. As of the end of 2024, a total of 99 training sessions have been conducted, with 5,097 medical personnel at village level participating in the training sessions.

In terms of sustainable finance, the Company has leveraged its professional advantages in green investment and financing to help achieve the “dual-carbon” goal. In 2024, the Company completed green-related projects involving deal value exceeding RMB450 billion, and participated in the launch of the first “sustainable development + transformation + science and technology innovation” themed bonds basket in the inter-bank market; newly established green investment related funds totaling approximately RMB37 billion; continuously established a scientific ESG rating system, developed diversified ESG investment products, and guided capital flow to enterprises with excellent ESG performance; developed a comprehensive carbon trading financial business, actively participated in the first day of trading of China Certified Emission Reduction trading market (CCER), carbon trading in local carbon market, as well as the first batch of transactions of innovative carbon financial products such as carbon repurchase and carbon emission trading business, and provided advice and suggestions for the construction of the carbon market. In addition, the Company actively expanded the breadth and depth of its inclusive financial services, and enhanced services for small, medium and micro enterprises. In 2024, the Company assisted small, medium and micro enterprises in completing projects with a transaction amount of more than RMB270 billion. With an investor-centered approach, the Company continued to enhance inclusive finance and investor education, and was once again awarded the “A” grade in the annual investor education evaluation.

III. DETAILS ON CONSOLIDATING AND EXPANDING THE ACHIEVEMENTS OF POVERTY ALLEVIATION, SERVING RURAL REVITALIZATION AND OTHER WORK

CICC has rigorously implemented the decisions and deployments of the CPC Central Committee and the State Council on consolidating the achievements made in poverty alleviation in coordination with the extensive drive for rural vitalization. Through industrial support, consumption assistance, education initiatives, and livelihood programs, CICC has continued to deepen rural revitalization efforts in targeted assistance county (Huining County, Gansu Province) and paired assistance counties (Guzhang County in Hunan, Yuexi County in Anhui, Kaizhou District and Fengjie County in Chongqing). During the Reporting Period, the total donation of CICC in assistance projects and rural revitalization projects was over RMB35 million⁹, benefiting approximately 230,000 people in total.

Focusing on industrial development. Industrial revitalization serves as the cornerstone of rural revitalization. CICC has been facilitating industrial development to boost the local economy and to provide more job opportunities, helping to guide residents toward stable and prosperous livelihoods. Huining County's industrial base remains weak, primarily relying on livestock farming and minor grain crops cultivation. Since 2017, CICC has consistently made investment to support local beef cattle and mutton sheep breeding and processing, improve water infrastructure for industrial use, and promote watermelon cultivation and minor grain crops demonstration bases. These efforts aim to help rural households find employment locally and boost their incomes.

Focusing on talent training. The report of 20th CPC National Congress emphasized that talent is the primary resource. The high-quality advancement of rural revitalization in all aspects relies on the support of a large number of highly skilled and competent professionals. In collaboration with Huining county Party committee and government, CICC focused on continuously strengthening talent training, effectively improving the educational conditions of key schools in compulsory education and senior high school stages. Meanwhile, significant emphasis has been placed on vocational skills education and training. A series of training programs have been conducted for Party members and cadres, professional technicians, and entrepreneurial leaders.

Focusing on building a harmonious and prosperous Liangzhuang Village. Liangzhuang Village in Huining County is the targeted assistance village of CICC. Since 2019, CICC has been consecutively dispatching three resident village secretaries. Over the past five years, CICC has helped Liangzhuang Village develop the industrial collective economy, improve road infrastructure, construct cultural facilities such as basketball courts and pavilions, and explore water-saving planting techniques under the arid conditions of the plateau, effectively making the village a model for rural development and providing practical pathways and valuable experience for rural revitalization in Huining County.

⁹ Including investments from the Company, donations from CICC Charity Foundation and donations from the Company's staff

Focusing on financial empowerment. Leveraging on strengths in financial services, CICC has launched “insurance + futures” projects by virtue of modern financial systems, markets, and instruments to safeguard income of agricultural producers, thereby providing robust support for the healthy development of rural industries. From 2022 to date, the Company has launched seven such projects in Shibing County in Guizhou, Huining County in Gansu, Yongsheng County in Yunnan, and Huzhu County in Qinghai, cumulatively covering over 9,200 rural households. Through these efforts, CICC contributes its financial expertise to the sound and stable development of rural industries.

In addition, the Company consecutively conducted the fourth annual rural revitalization research, with a focus on rural public services, and published a compilation of research reports titled *Listening to the Wind on the Ridge* (《壟上聽風》). To date, the rural revitalization research of CICC Global Institute has covered over 300 villages in 149 townships, 58 counties, 21 provinces nationwide. Through questionnaires and interviews, the Company has developed profound insights into China’s rural landscape and offered proactive policy recommendations for rural governance.

For details of our performance in environmental and social responsibilities, please refer to the *2024 Social Responsibility, and Environmental, Social and Governance Report of China International Capital Corporation Limited* disclosed by the Company on the website of the HKEXnews (www.hkexnews.hk), the website of the SSE (www.sse.com.cn) and the Company’s website (www.cicc.com).

I. PERFORMANCE OF UNDERTAKINGS

All the undertakings of relevant covenantors during or subsisting in the Reporting Period were undertakings in relation to initial public offering, issued in the course of the Company's A Share Offering and Listing, fulfilled in a timely and strict manner, and there was no failure in timely fulfillment. The details are as follows:

Background of undertaking	Type of undertaking	Covenantor	Undertaking	Whether there is a performance period	Duration of undertaking
Undertakings in relation to initial public offering	Shares selling restrictions	Central Huijin, Jiayin Investment, JIC Investment and China Investment Consulting	Undertakings in relation to the price for selling shares within 2 years from the expiring date of restrictions on shareholdings and trading	Yes	2 years from the expiring date of restrictions on shareholdings and trading
	Others	Central Huijin, Jiayin Investment, JIC Investment, China Investment Consulting, and Haier Jinying	Undertakings in relation to the intention of shareholding and reducing shareholding	Yes	Long-term
	Others	Directors and senior management	Undertakings to take remedial measures against dilution of immediate returns	Yes	Long-term
	Others	The Company, Central Huijin, Directors, Supervisors, senior management, joint sponsors, joint lead underwriters, lawyers of the issuer, accountants of the issuer, and the asset appraisal agency of the issuer	Undertakings that there were no false records, misleading statements or material omissions in the prospectus	Yes	Long-term
	Others	The Company, Central Huijin, Jiayin Investment, JIC Investment, China Investment Consulting, Haier Jinying, Directors, Supervisors, and senior management	Undertakings in relation to binding measures on any failure to fulfill	Yes	Long-term
	Others	Central Huijin	Undertakings in relation to avoiding peer competition	Yes	Long-term
	Others	Haier Jinying	Undertakings in relation to reducing and regulating related party transactions	Yes	Long-term

II. MISAPPROPRIATION OF FUNDS ON A NON-OPERATING BASIS BY THE CONTROLLING SHAREHOLDER AND OTHER RELATED PARTIES

During the Reporting Period, there was no misappropriation of funds on a non-operating basis by the Company's controlling shareholder and other related parties.

III. NON-COMPLIANT GUARANTEES

During the Reporting Period, the Company had no non-compliant guarantees.

IV. EXPLANATION ON “NON-STANDARD AUDITORS’ REPORT” ISSUED BY THE ACCOUNTING FIRMS

The accounting firms have issued “auditors’ report with unqualified opinions” for the Company.

V. ANALYSIS AND EXPLANATION ON REASONS FOR AND IMPACTS OF CHANGES IN ACCOUNTING POLICIES, ACCOUNTING ESTIMATES OR CORRECTION OF MATERIAL ACCOUNTING ERRORS

For the changes in the Group's accounting policies and accounting estimates during the Reporting Period, please refer to “Notes to the Consolidated Financial Statements – 3.2 Material accounting policy information”.

During the Reporting Period, the Company had no correction of material accounting errors.

VI. THE RISKS OF DELISTING, BANKRUPTCY OR RESTRUCTURING

During the Reporting Period, the Company was not exposed to the risks of delisting, bankruptcy or restructuring.

VII. MATERIAL LITIGATION AND ARBITRATION

During the Reporting Period, the Company was not involved in any material litigation or arbitration which shall be disclosed in accordance with the requirements under the *Listing Rules of the SSE*.

VIII. VIOLATIONS, PUNISHMENTS AND RECTIFICATIONS OF THE COMPANY AND DIRECTORS, SUPERVISORS, SENIOR MANAGEMENT, THE CONTROLLING SHAREHOLDER, AND THE ACTUAL CONTROLLER

During the Reporting Period and up to the Latest Practicable Date, the Company had complied with the laws and regulations and regulatory requirements of the places where the Company operates in all material respects. The Company was not suspected of a crime and therefore not subject to any investigation; none of the controlling shareholder, the Directors, Supervisors or senior management of the Company was suspected of a crime and therefore subject to mandatory measures in accordance with the law; none of the Company or the controlling shareholder, the Directors, Supervisors, senior management of the Company was subject to any criminal penalty, or subject to any major administrative penalties imposed by other competent authorities; the controlling shareholder of the Company was not suspected of a violation of the law or regulation and therefore not subject to any investigations initiated, administrative penalties or administrative regulatory measures imposed by the CSRC; none of the controlling shareholder, the Directors, Supervisors or senior management of the Company was suspected of a serious violation of law or disciplinary offences, or job-related crimes and therefore subject to detention measures by the discipline inspection and supervision authority, affecting the performance of the duties; none of the Directors, Supervisors or senior management of the Company was suspected of a violation of the law or regulation and therefore subject to mandatory measures by other competent authorities, affecting the performance of the duties; none of the Company or its controlling shareholder, Directors, Supervisors or senior management were subject to any disciplinary action by the stock exchange and other disciplinary organizations.

During the Reporting Period, the Company and relevant persons were subject to investigations and administrative penalties by the CSRC and administrative regulatory measures by the CSRC and its delegated institutions as follows:

1. A case of investigation initiated against and administrative penalties imposed on CICC by the CSRC

On September 25, 2024, the CSRC initiated a case to investigate CICC as CICC was suspected of failing to exercise due diligence in respect of sponsorship of the initial public offering of S2C Limited (上海思爾芯技術股份有限公司, "S2C").

On December 20, 2024, the CSRC imposed administrative penalties on CICC and two sponsor representatives from the S2C project. The CSRC found that in providing sponsorship services for S2C's IPO on the STAR Market, the documents CICC issued, such as the Issuance Sponsorship Letter, contained misrepresentations, and CICC failed to exercise due diligence during the sponsorship process for S2C's IPO on the STAR Market. The CSRC issued an order to CICC to rectify, issued a warning, and confiscated the sponsorship business income of RMB2 million, and imposed a fine of RMB6 million, and issued a warning to sponsor representatives from the S2C project, respectively and imposed a fine of RMB1.5 million against each.

In response to the administrative penalties, the Company has learned lessons from this case for comprehensive rectification. The Company has been committed to an investor-oriented approach, continuously enhancing the control of professional quality, rigorously safeguarding the "entrance" to the capital market, fulfilling its responsibility as a "gatekeeper", and better serving the high-quality development of the capital market.

2. The administrative regulatory measure of issuing a warning letter against CICC by the CSRC

On January 5, 2024, the CSRC took an administrative regulatory measure of issuing a warning letter against CICC, pointing out that CICC, as the trustee of corporate bonds of Tahoe Group Co., Ltd. (泰禾集團股份有限公司), failed to perform its duties and responsibilities in the process of entrusted management.

In response to this administrative regulatory measure, the Company has actively monitored and disposed of the risks of Tahoe Group's bonds and strengthened the management of bond duration; enhanced training and advocacy and improved the awareness of compliance and risk control of investment banking personnel; and strictly controlled project access and managed risks from the source. The Company has completed the rectification of the above matters.

3. The administrative regulatory measure of issuing a warning letter against CICC by the CSRC Zhejiang Bureau

On January 12, 2024, the CSRC Zhejiang Bureau took an administrative regulatory measure of issuing a warning letter against CICC, pointing out that CICC had failed to put into place the cash flow collection mechanism for underlying assets in the management of the asset-backed special plan and had poor management, and failed to effectively prevent the cash flow of the special plan from being misappropriated and embezzled.

In response to this administrative regulatory measure, the Company has actively taken relevant measures to properly implement the on-site management of the operation of the target property by a third-party institution, responded to investors' demands, properly handled risks, and strengthened internal training and publicity to improve the level of practice. The Company has completed the rectification of the above matters.

4. The administrative regulatory measure of issuing a warning letter against CICC by the CSRC Beijing Bureau

On April 24, 2024, the CSRC Beijing Bureau took an administrative regulatory measure of issuing a warning letter against CICC, pointing out that in compliance management, CICC had engaged unqualified personnel to carry out relevant securities business, and that several employees had bought and sold stocks.

In response to this administrative regulatory measure, the Company has strengthened the control mechanism for employees' qualifications and illegal stock trading, enhanced the comprehensive monitoring of employees' trading behaviors, and has taken compliance supervision measures or enforced corporate accountability regarding unqualified business operations and illegal stock tradings as found. The Company has completed the rectification of the above matters.

5. The administrative regulatory measure of increasing the number of compliance inspections against CICC by the CSRC Beijing Bureau

On April 28, 2024, the CSRC Beijing Bureau took an administrative regulatory measure of increasing the number of compliance inspections against CICC, pointing out that the Company had transactions between proprietary and investment advisory accounts, inadequate management of conflicts of interest, imprudent conduct of OTC options business, inadequate management of subsidiary business and investment behavior, and non-standard corporate governance.

In response to this administrative regulatory measure, the Company has formulated a relevant compliance inspection plan and organized special compliance inspections quarterly according to such plan, and urged the business departments to formulate and continuously implement rectification plans.

6. The administrative regulatory measure for rectification against CICC by the CSRC Beijing Bureau

On May 9, 2024, the CSRC Beijing Bureau took an administrative regulatory measure to order CICC to make rectification, pointing out problems existing in the Company's asset management business. At the same time, in view of the problem of providing channel services in violation of regulations in the asset management business of the Company, the administrative regulatory measure of issuing a warning letter was taken against the then-corresponding senior management.

In response to this administrative regulatory measure, the Company has taken effective measures to actively implement rectification and improve the compliance operation level of asset management business, and has submitted a rectification report in accordance with the requirements of the CSRC Beijing Bureau. The Company has completed the rectification of the above matters.

7. The administrative regulatory measure of regulatory interview against CICC by the CSRC Beijing Bureau

On June 6, 2024, CSRC Beijing Bureau took an administrative regulatory measure of regulatory interview against CICC and the corresponding senior management of investment banking business, pointing out that in the course of conducting investment banking business, CICC had issues such as insufficient due diligence in certain projects, incomplete information disclosure, inadequate continuous supervision and fulfillment of entrusted management responsibilities, as well as lapses in internal control and management of conflicts of interest.

In response to this administrative regulatory measure, the Company has implemented rectification measures, including enhancing relevant systems and mechanisms, conducting training and publicity, performing reflective reviews and accountability investigations, learning the lesson, and carrying out self-inspections and checks. The Company has completed the rectification of the above matters.

8. The administrative regulatory measure of issuing a warning letter against CICC by the CSRC Beijing Bureau

On September 29, 2024, the CSRC Beijing Bureau took an administrative regulatory measure of issuing a warning letter against CICC, pointing out that CICC had issues in personnel appointment management and information reporting, etc.

In response to this administrative regulatory measure, the Company has earnestly strengthened the construction of relevant management system, and improved the personnel recruitment process and information reporting mechanism. The Company has completed the rectification of the above matters.

IX. EXPLANATIONS ON CREDITWORTHINESS OF THE COMPANY, CONTROLLING SHAREHOLDER AND THE ACTUAL CONTROLLER

During the Reporting Period, the Company and its controlling shareholder did not fail to perform the obligations determined by any effective court judgment, or to pay outstanding debts with a large amount when due.

X. MATERIAL RELATED PARTY/CONNECTED TRANSACTIONS

The Group conducts related party (connected) transactions in strict compliance with the requirements of the relevant laws and regulations, the Listing Rules, the regulatory authorities and the internal management system. The Group's related party (connected) transactions are conducted based on the principles of equity, openness and fairness, and the relevant transaction agreements are entered into based on the principles of equality, voluntariness, equivalence and compensation.

During the Reporting Period, the Group did not conduct any non-exempt connected transactions or continuing connected transactions in accordance with the *Listing Rules of the Stock Exchange*.

During the Reporting Period, the daily related-party transactions of the Company (as defined in the *Listing Rules of the SSE*) were implemented in accordance with the resolutions considered and approved at the Shareholders' General Meeting. When relevant related-party transactions occur in daily operations, the Company shall determine the transaction price with related-parties strictly in accordance with the principle of fair price, with reference to market price levels, industry practices and third-party pricing, and there is no significant difference between the actual transaction price and the market price. The specific implementation is as follows, which may be different from the "Related Party Relationships and Transactions" in the note to the Financial Statements prepared in accordance with CASs:

- 1. Matters disclosed in ad hoc announcements without subsequent progress or change:
Not applicable**

2. Matters disclosed in ad hoc announcements with subsequent progress or change

Unit: RMB

Transaction type	Transaction contents	Related party	Brief description of business or item	Estimated amount	Actual amount incurred
Securities and financial products services	Income from service charges and commissions	Global Bridge Capital Management, LLC	Providing investment consulting services		857,334
		Bank of Qingdao Co., Ltd.	Providing asset management services		1,161,766
			Providing securities underwriting services		192,311
			Providing securities underwriting services		33,962
			Providing securities brokerage services		675,903
	Expenses from service charges and commissions	Bank of China Limited (Zhejiang Branch)	Receiving asset custody services		5,323
		Bank of Qingdao Co., Ltd.	Receiving asset custody services		1,671,508
		SDIC Securities Co., Ltd.	Receiving commission services		38,255
		China National Investment and Guaranty Corporation			31,202
		Interest expenses	Haier Group (Qingdao) Jinying Holding Co., Ltd.	Interest expenses on settlement funds of client transactions	Due to the uncertainty of occurrence and scale of business, the amount shall be calculated at actual amount incurred
Capital Healthtech Incubation Engineering Foundation				2	
Securities and financial products transactions	Joint investment	China National Investment and Guaranty Corporation	Balance of joint investment in funds with related party		2,882,110
	Investment income	China National Investment and Guaranty Corporation	Investment income from purchasing financial products issued by related party		44,562
			Purchasing financial products from related party		607,107,518
	Financial products transactions	SDIC Securities Co., Ltd.	Selling financial products to related party		706,572,597
			Purchasing financial products from related party		78,675,078
	Financial derivative transactions	China National Investment and Guaranty Corporation	Selling financial products to related party		276,041,928
	SDIC Securities Co., Ltd.	Conducting total return swap with related parties		786,944	
Purchasing assets, goods or services from related-party	Purchasing services from related-party	SDIC Securities Co., Ltd.	Purchasing investment research services		448,314

3. Matters not disclosed in ad hoc announcements: Not applicable

During the Reporting Period, except for the above-mentioned related party transactions relating to daily operations, the Company did not have the following material related party transactions that should be disclosed:

Related party transactions relating to asset or share acquisition or disposal; significant related party transactions between the Company and related parties relating to joint external investments; debts due to/from related parties; financial business with any related financial company, any financial company controlled by the Company, and a related party; other significant related party transactions.

During the Reporting Period, none of the related party transactions set out in the section headed "Financial Report" constituted discloseable connected transactions or continuing connected transactions under the *Listing Rules of the Stock Exchange*.

XI. MATERIAL CONTRACTS AND PERFORMANCE

(I) Guarantees

Unit: RMB in 100 million

External guarantees of the Company (excluding guarantees for its subsidiaries)	
Total amount of guarantees provided during the Reporting Period (excluding guarantees for subsidiaries)	–
Total balance of guarantees at the end of the Reporting Period (A) (excluding guarantees for subsidiaries)	–
Guarantees provided by the Company and its subsidiaries for subsidiaries	
Total amount of guarantees provided for subsidiaries during the Reporting Period	90.76
Total balance of guarantees provided for subsidiaries at the end of the Reporting Period (B)	373.29
Total amount of guarantees provided by the Company (including those provided for subsidiaries)	
Total amount of guarantees (A+B)	373.29
Percentage of total amount of guarantees over net assets of the Company (%)	32.36%
Including:	
Amount of guarantees provided for shareholders, actual controller and their related parties (C)	–
Amount of debt guarantees directly or indirectly provided for parties with asset-liability ratio exceeding 70% (D)	373.23
Amount of total guarantees exceeding 50% of net assets (E)	–
Total amount of above three types of guarantees (C+D+E)	373.23
Explanations on unexpired guarantees subject to joint liabilities	–

Notes:

1. The net assets in the above table refer to the total equity attributable to shareholders of the parent company in the consolidated financial statements of the Company as of the end of the Reporting Period.
2. The exchange rates involved in the above table refer to the exchange rate of RMB against USD, and RMB against HKD on December 31, 2024.

During the Reporting Period, the new and existing guarantees of the Company and its holding subsidiaries were all guarantees provided by CICC International, a direct wholly-owned subsidiary of the Company, to its subordinate wholly-owned subsidiaries, i.e. indirectly wholly-owned subsidiaries of the Company, specifically:

1. CICC International providing guarantees for its subordinate wholly-owned subsidiaries in connection with the issuance of medium-term notes

CICC International provided an unconditional and irrevocable guarantee for CICC Hong Kong Finance 2016 MTN Limited, in connection with the issuance of medium-term notes under the overseas medium-term note programme. The guarantee covered the payment of the principal and interest of the notes and other payment obligations under the Notes and Trust Deed.

During the Reporting Period, CICC Hong Kong Finance 2016 MTN Limited issued two notes under the medium-term note programme, with an aggregate principal amount of US\$1.2 billion, both of which are 3-year notes. As of the end of the Reporting Period, the amount of the guarantee provided by CICC International for CICC Hong Kong Finance 2016 MTN Limited in connection with the repayment obligations under the above issuances was approximately RMB9.08 billion.

Save for the new guarantees during the Reporting Period as disclosed above, as of the end of the Reporting Period, other outstanding issuances made by CICC Hong Kong Finance 2016 MTN Limited under the medium-term note programme, and relevant guarantees are as follows: In 2021, a 5-year note was issued with an aggregate principal amount of US\$0.5 billion; In 2022, two 3-year notes were issued with an aggregate principal amount of US\$1.25 billion; In 2023, two 3-year notes were issued with an aggregate principal amount of US\$1.75 billion. As of the end of the Reporting Period, the balance of the guarantees provided by CICC International for CICC Hong Kong Finance 2016 MTN Limited in connection with the repayment obligations under the above issuances was approximately RMB26.71 billion.

2. CICC International providing guarantees for its subordinate wholly-owned subsidiaries in connection with overseas bank loans

There was no new guarantee during the Reporting Period. As of the end of the Reporting Period, the balance of guarantees was approximately RMB1.54 billion.

In addition, a net capital guarantee commitment of no more than RMB3.0 billion (inclusive) in connection with a wholly-owned asset management subsidiary to be established by the Company has not been implemented.

(II) Other material contracts

During the Reporting Period, the Company had no material custody, contracting or leasing.

Save as otherwise disclosed in this report, the Company had no other material contracts during the Reporting Period.

XII. EXPLANATION ON PROCESS IN USE OF PROCEEDS

For details on the use of proceeds and usage progress of the Company, please refer to “Directors’ Report – Issuance of Shares, Use of Proceeds and Usage Progress” of this report.

XIII. MATERIAL ACQUISITIONS AND DISPOSALS

During the Reporting Period, the Group did not have material acquisitions, disposals, swaps or asset reorganizations relating to its subsidiaries, associates, joint operations or joint ventures during the Reporting Period.

XIV. MATERIAL SUBSEQUENT EVENTS OF THE BALANCE SHEET

Please refer to “Notes to the Consolidated Financial Statements – 64. Subsequent Events” for information on issuance and redemption of debt securities and 2024 profit distribution plan of the Group as of the Latest Practicable Date.

XV. MAIN OFF-BALANCE SHEET ITEMS THAT MAY AFFECT THE COMPANY’S FINANCIAL POSITION AND OPERATING RESULTS

Please refer to “Significant Events – Material contracts and performance” of this section in this report.

XVI. DESCRIPTION OF OTHER MAJOR EVENTS THAT MAY HAVE A SIGNIFICANT IMPACT ON THE VALUE JUDGMENTS AND INVESTMENT DECISIONS OF INVESTORS

During the Reporting Period, major events that have been disclosed by the Company in the *China Securities Journal*, *Shanghai Securities News*, *Securities Times* and *Securities Daily*, as well as on the website of the SSE (www.sse.com.cn) and the website of the Hong Kong Stock Exchange (www.hkexnews.hk) are set out in the *Index of Information Disclosure* of Appendix III.

PARTICULARS OF BONDS

I. OVERVIEW OF INTEREST-BEARING DEBT

(I) Organizational Structure

As of the beginning and the end of the Reporting Period, the outstanding balance of the Company's interest-bearing debt amounted to RMB162,921 million and RMB172,405 million, respectively, representing an increase of 5.82%.

Unit: RMB in 100 million

Types of interest-bearing debt	Time to maturity ¹⁰				Total	The proportion of the amount to the interest-bearing debt
	Overdue	Within 6 months (inclusive)	6 months (exclusive) to 1 year (inclusive)	More than 1 year (exclusive)		
Beneficiary certificates	-	100.11	-	-	100.11	5.81%
Commercial papers	-	20.04	-	-	20.04	1.16%
Placements from financial institutions	-	216.58	-	-	216.58	12.56%
REPOs	-	553.62	-	-	553.62	32.11%
Corporate credit bonds ¹¹	-	43.16	95.10	695.46	833.71	48.36%
Total	-	933.50	95.10	695.46	1,724.05	100.00%

As of the end of the Reporting Period, among the corporate credit bonds issued by the Company, the outstanding balance of corporate bonds was RMB60,471 million and the outstanding balance of perpetual subordinated bonds was RMB22,900 million, of which a total of RMB10,223 million of corporate credit bonds will mature or can be sold back in May to December 2025.

¹⁰ The calculation of the remaining life is based on the exercise date of the early redemption/sell-back option, and the debt securities with clauses which allow such securities to be terminated at any time are classified as less than 6 months (inclusive)

¹¹ Including perpetual subordinated bonds accounted as equity instruments

(II) Interest-bearing Debts and Their Changes

- (1) As of the beginning and the end of the Reporting Period, the outstanding balance of the Group's interest-bearing debt amounted to RMB292,298 million and RMB322,846 million, respectively, representing an increase of 10.45%.

Unit: RMB in 100 million

Types of interest-bearing debt	Overdue	Time to maturity ¹²			Total	The proportion of the amount to the interest-bearing debt
		Within 6 months (inclusive)	6 months (exclusive) to 1 year (inclusive)	More than 1 year (exclusive)		
Beneficiary certificates	–	160.08	11.47	10.03	181.58	5.62%
Structured notes	–	10.12	0.07	–	10.20	0.32%
Commercial papers	–	20.04	–	–	20.04	0.62%
Placements from financial institutions	–	432.94	14.32	–	447.26	13.85%
REPOs	–	945.62	–	–	945.62	29.29%
Corporate credit bonds ¹³	–	94.48	153.65	1,033.05	1,281.18	39.68%
Medium-term notes	–	43.45	47.12	252.02	342.58	10.61%
Total	–	1,706.72	226.64	1,295.09	3,228.46	100.00%

As of the end of the Reporting Period, among the corporate credit bonds issued by the Group, the outstanding balance of corporate bonds was RMB105,218 million and the outstanding balance of perpetual subordinated bonds was RMB22,900 million, of which a total of RMB16,078 million of corporate credit bonds will mature or can be sold back in May to December 2025.

- (2) As of the end of the Reporting Period, the outstanding balance of the medium-term notes issued overseas by the Group was RMB34,258 million, of which a total of RMB4,712 million of medium-term notes will mature in May to December 2025; the outstanding balance of the structured notes issued overseas by the Group was RMB1,020 million, of which a total of RMB22 million of structured notes will mature in May to December 2025.

II. BOND ISSUANCE AND DURATION

(I) Enterprise bonds

During the Reporting Period, the Company had no enterprise bonds.

¹² The calculation of the remaining life is based on the exercise date of the early redemption/sell-back option, and the debt securities with clauses which allow such securities to be terminated at any time are classified as less than 6 months (inclusive)

¹³ Including perpetual subordinated bonds accounted as equity instruments

(II) Corporate bonds

1. Basic information of corporate bonds

Unit: RMB in 100 million

Name of bond	Abbreviation	Code	Issuing date	Interest commencement date	Latest resale date after March 28, 2025	Maturity date	Balance	Reporting Period (%)	Principal and interest payment method	Place for trading	Lead underwriter	Trust manager	Arrangement to ensure the suitability of investors	Applicable trading mechanism	Whether there is any risk of delisting or public tender and countermeasures
2020 Corporate Bonds of China International Capital Corporation Limited Publicly Issued to Qualified Investors (First Tranche) (Type II)	20 CCC G2	163362SH	2/4/2020	3/4/2020	3/4/2025	3/4/2027	10	3.25	The interest shall be paid annually and the principal shall be repaid in a lump sum upon maturity.	SSE	CITIC Securities and China Securities	CITIC Securities	Qualified investors	Matching one-click-order, price-enquiry, bidding and agreement trading	No
2020 Corporate Bonds of China International Capital Corporation Limited Publicly Issued to Qualified Investors (Second Tranche) (Type II)	20 CCC G4	163514SH	3/4/2020	6/9/2020	6/9/2025	6/9/2027	7	2.88	The interest shall be paid together with the principal. The interest shall be paid annually and the principal shall be repaid in a lump sum upon maturity.	SSE	CITIC Securities and China Securities	CITIC Securities	Qualified investors	Matching one-click-order, price-enquiry, bidding and agreement trading	No
2020 Perpetual Subordinated Bonds of China International Capital Corporation Limited Publicly Issued to Professional Institutional Investors (First Tranche)	20 CCC Y1	173075SH	2/7/2020	2/8/2020	-	-	50	4.64	The interest shall be paid annually and the principal shall be repaid in a lump sum upon maturity. The interest of the last instalment shall be paid together with the principal.	SSE	Huatai United Securities	Huatai United Securities	Professional institutional investors	Matching one-click-order, price-enquiry, bidding and agreement trading	No

Name of bond	Abbreviation	Code	Issuing date	Interest commencement date	Latest resale date after March 28, 2025	Maturity date	Balance	Reporting Period (%)	Principal and interest payment method	Place for trading	Lead underwriter	Trust manager	Arrangement to ensure the suitability of investors	Applicable trading mechanism	Whether there is any risk of defaulting or public tender and countermeasures
2023 Corporate Bonds of China International Capital Corporation Limited Non-publicly Issued to Professional Investors (Second Tranche) (Type I)	23 CCC F3	252375SH	15/09/2023	18/09/2023	18/09/2025	18/09/2026	20	2.89	The interest shall be paid annually and the principal shall be repaid in a lump sum upon maturity.	SSE	Huatai United Securities	Huatai United Securities	Professional institutional investors	One-click-order, price-enquiry, bidding and agreement trading	No
									The interest of the last installment shall be paid together with the principal						
2020 Corporate Bonds of China International Capital Corporation Limited Publicly Issued to Professional Investors (Sixth Tranche) (Type II)	20 CCC 12	175365SH	16/10/2020	19/10/2020	-	19/10/2025	25	2.95	The interest shall be paid annually and the principal shall be repaid in a lump sum upon maturity.	SSE	CTIC Securities and Huatai United Securities	CTIC Securities	Professional investors	Matching one-click-order, price-enquiry, bidding and agreement trading	No
									The interest of the last installment shall be paid together with the principal						
2020 Corporate Bonds of China International Capital Corporation Limited Publicly Issued to Professional Investors (Seventh Tranche) (Type II)	20 CCC 14	175365SH	27/10/2020	28/10/2020	-	28/10/2025	24,602	2.90	The interest shall be paid annually and the principal shall be repaid in a lump sum upon maturity.	SSE	CTIC Securities and Huatai United Securities	CTIC Securities	Professional investors	Matching one-click-order, price-enquiry, bidding and agreement trading	No
									The interest of the last installment shall be paid together with the principal						

Name of bond	Abbreviation	Code	Issuing date	Interest commencement date	Latest resale date after March 28, 2025	Maturity date	Balance	Reporting Period (%)	Principal and interest payment method	Place for trading	Lead underwriter	Trust manager	Arrangement to ensure the suitability of investors	Applicable trading mechanism	Whether there is any risk of delisting or public tender and countermeasures	Interest rate
																as of the end of the
2022 Corporate Bonds of China International Capital Corporation Limited Publicly Issued to Professional Investors (First Tranche) (Type I)	21CCC G1	138665SH	28/11/2022	29/11/2022	29/11/2025	29/11/2027	25	2.94	The interest shall be paid annually and the principal shall be repaid in a lump sum upon maturity.	SSE	Huatai United Securities and Industrial Securities	Huatai United Securities	Professional institutional investors	Matching one-click-order, price-enquiry, bidding and agreement trading	No	
									The interest of the last instalment shall be paid together with the principal							
2023 Corporate Bonds of China International Capital Corporation Limited Publicly Issued to Professional Investors (First Tranche) (Type II)	23CCC G2	138665SH	16/1/2023	17/1/2023	17/1/2026	17/1/2028	30	3.18	The interest shall be paid annually and the principal shall be repaid in a lump sum upon maturity.	SSE	Huatai United Securities and Industrial Securities	Huatai United Securities	Professional institutional investors	Matching one-click-order, price-enquiry, bidding and agreement trading	No	
									The interest of the last instalment shall be paid together with the principal							
2021 Perpetual Subordinated Bonds of China International Capital Corporation Limited Publicly Issued to Professional Investors (First Tranche)	21CCC Y1	175720SH	28/1/2021	29/1/2021	-	-	15	4.68	The interest shall be paid annually and the principal shall be repaid in a lump sum upon maturity.	SSE	CTIC Securities and Huatai United Securities	CTIC Securities	Professional investors	Matching one-click-order, price-enquiry, bidding and agreement trading	No	
									The interest of the last instalment shall be paid together with the principal							

Name of bond	Abbreviation	Code	Issuing date	Interest commencement date	Latest resale date after March 28, 2025	Maturity date	Balance	Reporting Period (%)	Principal and interest payment method	Place for trading	Lead underwriter	Trust manager	Arrangement to ensure the suitability of investors	Applicable trading mechanism	Whether there is any risk of defaulting or public tender and countermeasures
2021 Subordinated Bonds of China International Capital Corporation Limited Publicly Issued to Professional Investors (First Tranche) (Type II)	21CCCC2	175790SH	5/2/2021	8/2/2021	-	8/2/2026	10	4.49	The interest shall be paid annually and the principal shall be repaid in a lump sum upon maturity.	SSE	CTIC Securities and Huatai United Securities	CTIC Securities	Professional investors	Matching one-click-order, price-enquiry, bidding and agreement trading	No
2024 Corporate Bonds of China International Capital Corporation Limited Publicly Issued to Professional Institutional Investor (First Tranche) (Type I)	24CCCC1	240625SH	29/2/2024	4/3/2024	4/3/2026	4/3/2028	25	2.39	The interest shall be paid together with the principal	SSE	CTIC Securities, China Galaxy Securities and Industrial Securities	CTIC Securities	Professional institutional investors	Matching one-click-order, price-enquiry, bidding and agreement trading	No
2021 Perpetual Subordinated Bonds of China International Capital Corporation Limited Publicly Issued to Professional Investors (Second Tranche)	21CCCC2	180054SH	23/4/2021	26/4/2021	-	-	20	4.20	The interest shall be paid annually and the principal shall be repaid in a lump sum upon maturity.	SSE	CTIC Securities and Huatai United Securities	CTIC Securities	Professional investors	Matching one-click-order, price-enquiry, bidding and agreement trading	No

Name of bond	Abbreviation	Code	Issuing date	Interest commencement date	Latest resale date after March 28, 2025	Maturity date	Balance	Reporting Period (%)	Principal and interest payment method	Place for trading	Lead underwriter	Trust manager	Arrangement to ensure the suitability of investors	Applicable trading mechanism	Whether there is any risk of delisting or public tender and countermeasures
2024 Corporate Bonds of China International Capital Corporation Limited (Non-publicly issued to Professional Investors) (First Tranche)	24-CCC FI	256662SH	28/11/2024	28/11/2024	28/5/2026	28/5/2027	20	2.05	The interest shall be paid annually and the principal shall be repaid in a lump sum upon maturity.	SSE	Huatai United Securities and China Galaxy Securities	Huatai United Securities investors	Professional institutional investors	One-click-order, price-enquiry, bidding and agreement trading	No
									The interest of the last instalment shall be paid together with the principal						
2023 Corporate Bonds of China International Capital Corporation Limited (Publicly issued to Professional Institutional Investors) (Second Tranche) (Type I)	23-CCC G3	1154485SH	6/6/2023	6/6/2023	6/6/2026	6/6/2028	50	2.87	The interest shall be paid annually and the principal shall be repaid in a lump sum upon maturity.	SSE	Huatai United Securities and Industrial Securities	Huatai United Securities investors	Professional institutional investors	Matching one-click-order, price-enquiry, bidding and agreement trading	No
									The interest of the last instalment shall be paid together with the principal						
2023 Corporate Bonds of China International Capital Corporation Limited (Publicly issued to Professional Institutional Investors) (Third Tranche) (Type I)	23-CCC G5	1156905SH	24/7/2023	24/7/2023	24/7/2026	24/7/2028	30	2.69	The interest shall be paid annually and the principal shall be repaid in a lump sum upon maturity.	SSE	Huatai United Securities and Industrial Securities	Huatai United Securities investors	Professional institutional investors	Matching one-click-order, price-enquiry, bidding and agreement trading	No
									The interest of the last instalment shall be paid together with the principal						

Name of bond	Abbreviation	Code	Issuing date	Interest commencement date	Latest resale date after March 28, 2025	Maturity date	Balance	Reporting Period (%)	Principal and interest payment method	Place for trading	Lead underwriter	Trust manager	Arrangement to ensure the suitability of investors	Applicable trading mechanism	Whether there is any risk of defaulting or public tender and countermeasures
2021 Corporate Bonds of China International Capital Corporation Limited Publicly Issued to Professional Investors (Third Tranche) (Type II)	21 CCC 06	1883765SH	13/08/2021	16/08/2021	16/08/2026	16/08/2028	15	3.39	The interest shall be paid annually and the principal shall be repaid in a lump sum upon maturity.	SSE	Huatai United Securities and Industrial Securities	Huatai United Securities	Professional investors	Matching one-click-order, price-enquiry, bidding and agreement trading	No
									The interest of the last installment shall be paid together with the principal						
2023 Corporate Bonds of China International Capital Corporation Limited Non-publicly Issued to Professional Investors (First Tranche) (Type I)	23 CCC F1	2521585SH	25/08/2023	28/08/2023	28/08/2026	28/08/2028	10	2.80	The interest shall be paid annually and the principal shall be repaid in a lump sum upon maturity.	SSE	Huatai United Securities	Huatai United Securities	Professional institutional investors	One-click-order, price-enquiry, bidding and agreement trading	No
									The interest of the last installment shall be paid together with the principal						
2023 Corporate Bonds of China International Capital Corporation Limited Non-publicly Issued to Professional Investors (Second Tranche) (Type II)	23 CCC F4	2523805SH	15/09/2023	18/09/2023	18/09/2026	18/09/2028	30	2.99	The interest shall be paid annually and the principal shall be repaid in a lump sum upon maturity.	SSE	Huatai United Securities	Huatai United Securities	Professional institutional investors	One-click-order, price-enquiry, bidding and agreement trading	No
									The interest of the last installment shall be paid together with the principal						

Name of bond	Abbreviation	Code	Issuing date	Interest commencement date	Latest resale date after March 28, 2025	Maturity date	Balance	Reporting Period (%)	Principal and interest payment method	Place for trading	Lead underwriter	Trust manager	Arrangement to ensure the suitability of investors	Applicable trading mechanism	Whether there is any risk of delisting or public tender and countermeasures
2023 Subordinated Bonds of China International Capital Corporation Limited Publicly Issued to Professional Institutional Investors (First Tranche) (Type I)	23-CCCC1	240347SH	6/12/2023	7/12/2023	-	7/12/2026	5	3.18	The interest shall be paid annually and the principal shall be repaid in a lump sum upon maturity.	SSE	CITIC Securities, China Securities and China Galaxy Securities	CITIC Securities	Professional institutional investors	Matching one-click-order, price-enquiry, bidding and agreement trading	No
									The interest of the last instalment shall be paid together with the principal						
2023 Corporate Bonds of China International Capital Corporation Limited Publicly Issued to Professional Institutional Investors (Fourth Tranche) (Type I)	23-CCCC7	240465SH	20/12/2023	21/12/2023	21/12/2026	21/12/2028	30	2.85	The interest shall be paid annually and the principal shall be repaid in a lump sum upon maturity.	SSE	CITIC Securities, China Galaxy Securities and Industrial Securities	CITIC Securities	Professional institutional investors	Matching one-click-order, price-enquiry, bidding and agreement trading	No
									The interest of the last instalment shall be paid together with the principal						
2022 Perpetual Subordinated Bonds of China International Capital Corporation Limited Publicly Issued to Professional Investors (First Tranche)	22-CCCC11	185245SH	12/12/2022	13/1/2022	-	-	39	3.60	The interest shall be paid annually and the principal shall be repaid in a lump sum upon maturity.	SSE	CITIC Securities and Huatai United Securities	CITIC Securities	Professional investors	Matching one-click-order, price-enquiry, bidding and agreement trading	No
									The interest of the last instalment shall be paid together with the principal						

Name of bond	Abbreviation	Code	Issuing date	Interest commencement date	Latest resale date after March 28, 2025	Maturity date	Balance	Reporting Period (%)	Principal and interest payment method	Place for trading	Lead underwriter	Trust manager	Investors	Arrangement to ensure the suitability of trading mechanism	Whether there is any risk of defaulting or public tender and countermeasures
2024 Subordinated Bonds of China International Capital Corporation Limited Publicly Issued to Professional Institutional Investors (First Tranche) (Type I)	24CCC C1	240514.SH	17/1/2024	18/1/2024	-	18/1/2027	5	2.87	The interest shall be paid annually and the principal shall be repaid in a lump sum upon maturity.	SSE	CTIC Securities, China Securities and China Galaxy Securities	CTIC Securities	Professional institutional investors	Matching one-click-order, price-enquiry, bidding and agreement trading	No
									The interest of the last installment shall be paid together with the principal						
2024 Corporate Bonds of China International Capital Corporation Limited Publicly Issued to Professional Institutional Investor (First Tranche) (Type II)	24CCC G2	240635.SH	29/2/2024	4/3/2024	4/3/2027	4/3/2029	15	2.44	The interest shall be paid annually and the principal shall be repaid in a lump sum upon maturity.	SSE	CTIC Securities, China Galaxy Securities and Industrial Securities	CTIC Securities	Professional institutional investors	Matching one-click-order, price-enquiry, bidding and agreement trading	No
									The interest of the last installment shall be paid together with the principal						
2022 Perpetual Subordinated Bonds of China International Capital Corporation Limited Publicly Issued to Professional Investors (Second Tranche)	22CCC Y2	137871.SH	30/9/2022	10/10/2022	-	-	40	3.35	The interest shall be paid annually and the principal shall be repaid in a lump sum upon maturity.	SSE	CTIC Securities and Huatai United Securities	CTIC Securities	Professional investors	Matching one-click-order, price-enquiry, bidding and agreement trading	No
									The interest of the last installment shall be paid together with the principal						

Name of bond	Abbreviation	Code	Issuing date	Interest commencement date	Latest resale date after March 28, 2025	Maturity date	Balance	Reporting Period (%)	Principal and interest payment method	Place for trading	Lead underwriter	Trust manager	Arrangement to ensure the suitability of investors	Applicable trading mechanism	Whether there is any risk of delisting or public tender and countermeasures
2023 Corporate Bonds of China International Capital Corporation Limited Publicly Issued to Professional Institutional Investors (Third Tranche) (Type II)	23-CCC06	115491SH	21/7/2023	24/7/2023	24/7/2028	24/7/2030	20	3.03	The interest shall be paid annually and the principal shall be repaid in a lump sum upon maturity.	SSE	Huatai United Securities and Industrial Securities	Huatai United Securities	Professional institutional investors	Matching one-click-order, price-enquiry, bidding and agreement trading	No
									The interest of the last instalment shall be paid together with the principal	SSE	Huatai United Securities	Huatai United Securities	Professional institutional investors	One-click-order, price-enquiry, bidding and agreement trading	No
2023 Corporate Bonds of China International Capital Corporation Limited Non-publicly Issued to Professional Investors (First Tranche) (Type II)	23-CCC02	2571595SH	25/8/2023	28/8/2023	28/8/2028	28/8/2030	40	3.06	The interest shall be paid annually and the principal shall be repaid in a lump sum upon maturity.	SSE	Huatai United Securities	Huatai United Securities	Professional institutional investors	Matching one-click-order, price-enquiry, bidding and agreement trading	No
									The interest of the last instalment shall be paid together with the principal	SSE	CTIC Securities, China Securities and China Galaxy Securities	CTIC Securities	Professional institutional investors	Matching one-click-order, price-enquiry, bidding and agreement trading	No

Name of bond	Abbreviation	Code	Issuing date	Interest commencement date	Latest resale date after March 28, 2025	Maturity date	Balance	Reporting Period (%)	Principal and interest payment method	Place for trading	Lead underwriter	Trust manager	Arrangement to ensure the suitability of investors	Applicable trading mechanism	Whether there is any risk of defaulting or public tender and countermeasures
2023 Corporate Bonds of China International Capital Corporation Limited Publicly Issued to Professional Institutional Investors (Fourth Tranche) (Type II)	23-CCC08	240417SH	20/12/2023	21/12/2023	21/12/2028	21/12/2030	10	3.03	The interest shall be paid annually and the principal shall be repaid in a lump sum upon maturity.	SSE	CTIC Securities, China Galaxy Securities and Industrial Securities	CTIC Securities	Professional institutional investors	Matching one-click-order, price-enquiry, bidding and agreement trading	No
									The interest of the last installment shall be paid together with the principal						
2024 Subordinated Bonds of China International Capital Corporation Limited Publicly Issued to Professional Institutional Investors (First Tranche) (Type II)	24-CCC02	240515SH	17/12/2024	18/1/2024	-	18/1/2029	10	3.05	The interest shall be paid annually and the principal shall be repaid in a lump sum upon maturity.	SSE	CTIC Securities, China Securities and China Galaxy Securities	CTIC Securities	Professional institutional investors	Matching one-click-order, price-enquiry, bidding and agreement trading	No
									The interest of the last installment shall be paid together with the principal						
2024 Perpetual Subordinated Bonds of China International Capital Corporation Limited Publicly Issued to Professional Investors (First Tranche)	24-CCC11	2412805SH	12/7/2024	15/7/2024	-	-	30	2.55	The interest shall be paid annually and the principal shall be repaid in a lump sum upon maturity.	SSE	CTIC Securities and China Galaxy Securities	CTIC Securities	Professional institutional investors	Matching one-click-order, price-enquiry, bidding and agreement trading	No
									The interest of the last installment shall be paid together with the principal						

Name of bond	Abbreviation	Code	Issuing date	Interest commencement date	Latest resale date after March 28, 2025	Maturity date	Balance	Reporting Period (%)	Principal and interest payment method	Place for trading	Lead underwriter	Trust manager	Arrangement to ensure the suitability of investors	Applicable trading mechanism	Whether there is any risk of delisting or public tender and countermeasures
2024 Perpetual Subordinated Bonds of China International Capital Corporation Limited Publicly Issued to Professional Investors (Second Tranche)	24-CCC Y2	241345SH	16/12/2024	17/12/2024	-	-	35	2.15	The interest shall be paid annually and the principal shall be repaid in a lump sum upon maturity. The interest of the last instalment shall be paid together with the principal	SSE	CITIC Securities and China Galaxy Securities	CITIC Securities	Professional institutional investors	Matching one-click-order, price-enquiry, bidding and agreement trading	No
2021 Corporate Bonds of China International Capital Corporation Limited Publicly Issued to Professional Investors (First Tranche) (Type II)	21-CCC G2	175825SH	15/9/2021	16/9/2021	-	16/9/2031	20	4.10	The interest shall be paid annually and the principal shall be repaid in a lump sum upon maturity. The interest of the last instalment shall be paid together with the principal	SSE	Huatai United Securities and Industrial Securities	Huatai United Securities	Professional investors	Matching one-click-order, price-enquiry, bidding and agreement trading	No
2021 Corporate Bonds of China International Capital Corporation Limited Publicly Issued to Professional Investors (Second Tranche) (Type II)	21-CCC G4	175905SH	24/9/2021	25/9/2021	-	25/9/2031	25	4.07	The interest shall be paid annually and the principal shall be repaid in a lump sum upon maturity. The interest of the last instalment shall be paid together with the principal	SSE	Huatai United Securities and Industrial Securities	Huatai United Securities	Professional investors	Matching one-click-order, price-enquiry, bidding and agreement trading	No

Name of bond	Abbreviation	Code	Issuing date	Interest commencement date	Latest resale date after March 28, 2025	Maturity date	Balance	Reporting Period (%)	Principal and interest payment method	Place for trading	Lead underwriter	Trust manager	Arrangement to ensure the suitability of investors	Applicable trading mechanism	Whether there is any risk of defaulting or public tender and countermeasures
2021 Corporate Bonds of China International Capital Corporation Limited Publicly Issued to Professional Investors (Fourth Tranche) (Type II)	21-CCCC-08	185191.SH	7/12/2021	8/12/2021	-	8/12/2031	10	3.68	The interest shall be paid annually and the principal shall be repaid in a lump sum upon maturity.	SSE	Huatai United Securities and Industrial Securities	Huatai United Securities	Professional investors	Matching one-click-order, price-enquiry, bidding and agreement trading	No
2022 Corporate Bonds of China International Capital Corporation Limited Publicly Issued to Professional Investors (First Tranche) (Type II)	22-CCCC-02	138665.SH	28/11/2022	29/11/2022	-	29/11/2032	20	3.52	The interest shall be paid together with the principal.	SSE	Huatai United Securities and Industrial Securities	Huatai United Securities	Professional investors	Matching one-click-order, price-enquiry, bidding and agreement trading	No
2024 Corporate Bonds of China International Capital Corporation Limited Publicly Issued to Professional Investors (First Tranche) (Type II)	24-CCCC-03	240665.SH	29/2/2024	4/3/2024	-	4/3/2034	10	2.7	The interest shall be paid annually and the principal shall be repaid in a lump sum upon maturity.	SSE	CITIC Securities, China Galaxy Securities and Industrial Securities	CITIC Securities	Professional investors	Matching one-click-order, price-enquiry, bidding and agreement trading	No

Note: During the Reporting Period, the Company had no overdue outstanding bonds.

Interest payment for and redemption of bonds during the Reporting Period:

Name of Bond	Interest payment and redemption
2019 Subordinated Bonds of China International Capital Corporation Limited Non-publicly Issued (Second Tranche)	Paid in full as scheduled
2019 Subordinated Bonds of China International Capital Corporation Limited Non-publicly Issued (Third Tranche)	Paid in full as scheduled
2019 Subordinated Bonds of China International Capital Corporation Limited Non-publicly Issued (Fourth Tranche)	Paid in full as scheduled
2021 Subordinated Bonds of China International Capital Corporation Limited Publicly Issued to Professional Investors (First Tranche) (Type I)	Paid in full as scheduled
2021 Corporate Bonds of China International Capital Corporation Limited Non-publicly Issued to Professional Institutional Investors (First Tranche) (Type II)	Paid in full as scheduled
2021 Corporate Bonds of China International Capital Corporation Limited Non-publicly Issued to Professional Institutional Investors (Second Tranche) (Type II)	Paid in full as scheduled
2021 Corporate Bonds of China International Capital Corporation Limited Non-publicly Issued to Professional Institutional Investors (Third Tranche) (Type II)	Paid in full as scheduled
2021 Corporate Bonds of China International Capital Corporation Limited Publicly Issued to Professional Investors (First Tranche) (Type I)	Paid in full as scheduled
2021 Corporate Bonds of China International Capital Corporation Limited Publicly Issued to Professional Investors (Second Tranche) (Type I)	Paid in full as scheduled
2021 Corporate Bonds of China International Capital Corporation Limited Publicly Issued to Professional Investors (Third Tranche) (Type I)	Paid in full as scheduled
2021 Corporate Bonds of China International Capital Corporation Limited Publicly Issued to Professional Investors (Fourth Tranche) (Type I)	Paid in full as scheduled
2022 Corporate Bonds of China International Capital Corporation Limited Publicly Issued to Professional Investors (Second Tranche) (Type I)	Paid in full as scheduled
2020 Subordinated Bonds of China International Capital Corporation Limited Non-publicly Issued (First Tranche)	Payment of interest in full as scheduled
2020 Corporate Bonds of China International Capital Corporation Limited Publicly Issued to Qualified Investors (First Tranche) (Type II)	Payment of interest in full as scheduled
2020 Corporate Bonds of China International Capital Corporation Limited Publicly Issued to Qualified Investors (Second Tranche) (Type II)	Payment of interest in full as scheduled
2020 Perpetual Subordinated Bonds of China International Capital Corporation Limited Publicly Issued to Professional Institutional Investors (First Tranche)	Payment of interest in full as scheduled
2021 Perpetual Subordinated Bonds of China International Capital Corporation Limited Publicly Issued to Professional Investors (First Tranche)	Payment of interest in full as scheduled
2021 Subordinated Bonds of China International Capital Corporation Limited Publicly Issued to Professional Investors (First Tranche) (Type II)	Payment of interest in full as scheduled

Name of Bond	Interest payment and redemption
2021 Corporate Bonds of China International Capital Corporation Limited Publicly Issued to Professional Investors (First Tranche) (Type II)	Payment of interest in full as scheduled
2021 Corporate Bonds of China International Capital Corporation Limited Publicly Issued to Professional Investors (Second Tranche) (Type II)	Payment of interest in full as scheduled
2021 Perpetual Subordinated Bonds of China International Capital Corporation Limited Publicly Issued to Professional Investors (Second Tranche)	Payment of interest in full as scheduled
2021 Corporate Bonds of China International Capital Corporation Limited Publicly Issued to Professional Investors (Third Tranche) (Type II)	Payment of interest in full as scheduled
2021 Corporate Bonds of China International Capital Corporation Limited Publicly Issued to Professional Investors (Fourth Tranche) (Type II)	Payment of interest in full as scheduled
2022 Perpetual Subordinated Bonds of China International Capital Corporation Limited Publicly Issued to Professional Investors (First Tranche)	Payment of interest in full as scheduled
2022 Perpetual Subordinated Bonds of China International Capital Corporation Limited Publicly Issued to Professional Investors (Second Tranche)	Payment of interest in full as scheduled
2022 Corporate Bonds of China International Capital Corporation Limited Publicly Issued to Professional Investors (First Tranche) (Type II)	Payment of interest in full as scheduled
2022 Corporate Bonds of China International Capital Corporation Limited Publicly Issued to Professional Investors (First Tranche) (Type I)	Payment of interest in full as scheduled
2023 Corporate Bonds of China International Capital Corporation Limited Publicly Issued to Professional Investors (First Tranche) (Type II)	Payment of interest in full as scheduled
2023 Corporate Bonds of China International Capital Corporation Limited Publicly Issued to Professional Investors (First Tranche) (Type I)	Payment of interest in full as scheduled
2023 Corporate Bonds of China International Capital Corporation Limited Publicly Issued to Professional Institutional Investors (Second Tranche) (Type I)	Payment of interest in full as scheduled
2023 Corporate Bonds of China International Capital Corporation Limited Publicly Issued to Professional Institutional Investors (Third Tranche) (Type II)	Payment of interest in full as scheduled
2023 Corporate Bonds of China International Capital Corporation Limited Publicly Issued to Professional Institutional Investors (Third Tranche) (Type I)	Payment of interest in full as scheduled
2023 Corporate Bonds of China International Capital Corporation Limited Non-publicly Issued to Professional Investors (First Tranche) (Type I)	Payment of interest in full as scheduled
2023 Corporate Bonds of China International Capital Corporation Limited Non-publicly Issued to Professional Investors (First Tranche) (Type II)	Payment of interest in full as scheduled
2023 Corporate Bonds of China International Capital Corporation Limited Non-publicly Issued to Professional Investors (Second Tranche) (Type II)	Payment of interest in full as scheduled
2023 Corporate Bonds of China International Capital Corporation Limited Non-publicly Issued to Professional Investors (Second Tranche) (Type I)	Payment of interest in full as scheduled

Name of Bond	Interest payment and redemption
2020 Corporate Bonds of China International Capital Corporation Limited Publicly Issued to Professional Investors (Sixth Tranche) (Type II)	Payment of interest in full as scheduled
2020 Corporate Bonds of China International Capital Corporation Limited Publicly Issued to Professional Investors (Seventh Tranche) (Type II)	Payment of interest in full as scheduled
2023 Subordinated Bonds of China International Capital Corporation Limited Publicly Issued to Professional Institutional Investors (First Tranche) (Type II)	Payment of interest in full as scheduled
2023 Subordinated Bonds of China International Capital Corporation Limited Publicly Issued to Professional Institutional Investors (First Tranche) (Type I)	Payment of interest in full as scheduled
2023 Corporate Bonds of China International Capital Corporation Limited Publicly Issued to Professional Institutional Investors (Fourth Tranche) (Type I)	Payment of interest in full as scheduled
2023 Corporate Bonds of China International Capital Corporation Limited Publicly Issued to Professional Institutional Investors (Fourth Tranche) (Type II)	Payment of interest in full as scheduled

2. Triggering and implementation of the corporate bonds with option clauses

a. *The bonds that contain option to adjust coupon rate and option to sell back are as follows:*

Bond Code: 163362.SH, 163514.SH, 177615.SH, 178001.SH, 178339.SH, 175856.SH, 175905.SH, 188575.SH, 188576.SH, 138664.SH, 138735.SH, 252158.SH, 252159.SH, 252379.SH, 252380.SH, 138842.SH, 115448.SH, 115690.SH, 115691.SH, 240416.SH, 240417.SH, 256662.SH, 240632.SH, 240635.SH

Bond Abbreviation: 20 CICC G2, 20 CICC G4, 21 CICC F2, 21 CICC F4, 21 CICC F6, 21 CICC G1, 21 CICC G3, 21 CICC G5, 21 CICC G6, 22 CICC G1, 22 CICC G3, 23 CICC F1, 23 CICC F2, 23 CICC F3, 23 CICC F4, 23 CICC G2, 23 CICC G3, 23 CICC G5, 23 CICC G6, 23 CICC G7, 23 CICC G8, 24 CICC F1, 24 CICC G1, 24 CICC G2

Triggering and implementation of the option clauses during the Reporting Period:

22 CICC G3: The Company has the right to decide whether or not to adjust the coupon rate for the subsequent coupon period of the bonds at the end of the second year of the life of the bonds, and holders of the bonds have the option to redeem all or part of their bonds to the Company at the end of the second year of the life of the bonds. The Company announced on November 18, 2024 that the coupon rate would be adjusted at 1.91% on December 16, 2024. Investors of the bonds choose to redeem all of them to the Company via the auction trading system or the integrated electronic platform for fixed income securities of the Shanghai Stock Exchange within the resale registration period, with the redemption amount of RMB1,000,000,000.00. The Company decided to resell the "22 CICC G3" redeemed from December 16, 2024 to January 13, 2025 in accordance with the relevant regulations, with the amount of the bonds resold of RMB0. Implementation of the option clauses has no impact on investors' rights and interests.

21 CICC G5: The Company has the right to decide to adjust the coupon rate for the subsequent maturities of the bonds at the end of the third year of the life of the bonds, and holders of the bonds have the option to register during the announced investor resale registration period so as to sell back all or part of their bonds to the Company at par value. The Company announced on July 19, 2024 that the coupon rate would be adjusted at 1.70% on August 16, 2024. Investors of the bonds choose to redeem all of them to the Company via the auction trading system or the integrated electronic platform for fixed income securities of the Shanghai Stock Exchange within the resale registration period, and the Company does not resell the "21 CICC G5" redeemed, with the redemption amount of RMB1,000,000,000.00. Implementation of the option clauses has no impact on investors' rights and interests.

21 CICC F6: The Company has the right to decide to adjust the coupon rate for the subsequent maturities of the bonds at the end of the third year of the life of the bonds, and holders of the bonds have the option to register during the announced investor resale registration period so as to sell back all or part of their bonds to the Company at par value. The Company announced on March 14, 2024 that the coupon rate would be adjusted at 2.10% on April 13, 2024. Investors of the bonds choose to redeem all of them to the Company via the auction trading system or the integrated electronic platform for fixed income securities of the Shanghai Stock Exchange within the resale registration period, and the Company does not resell the "21 CICC F6" redeemed, with the redemption amount of RMB3,500,000,000.00. Implementation of the option clauses has no impact on investors' rights and interests.

21 CICC G3: The Company has the right to decide to adjust the coupon rate for the subsequent maturities of the bonds at the end of the third year of the life of the bonds, and holders of the bonds have the option to register during the announced investor resale registration period so as to sell back all or part of their bonds to the Company at par value. The Company announced on February 26, 2024 that the coupon rate would be adjusted at 2.15% on March 25, 2024. Investors of the bonds choose to redeem all of them to the Company via the auction trading system or the integrated electronic platform for fixed income securities of the Shanghai Stock Exchange within the resale registration period, and the Company does not resell the “21 CICC G3” redeemed, with the redemption amount of RMB1,500,000,000.00. Implementation of the option clauses has no impact on investors’ rights and interests.

21 CICC G1: The Company has the right to decide to adjust the coupon rate for the subsequent maturities of the bonds at the end of the third year of the life of the bonds, and holders of the bonds have the option to register during the announced investor resale registration period so as to sell back all or part of their bonds to the Company at par value. The Company announced on February 19, 2024 that the coupon rate would be adjusted at 2.20% on March 16, 2024. Investors of the bonds choose to redeem all of them to the Company via the auction trading system or the integrated electronic platform for fixed income securities of the Shanghai Stock Exchange within the resale registration period, and the Company does not resell the “21 CICC G1” redeemed, with the redemption amount of RMB2,000,000,000.00. Implementation of the option clauses has no impact on investors’ rights and interests.

21 CICC F4: The Company has the right to decide to adjust the coupon rate for the subsequent maturities of the bonds at the end of the third year of the life of the bonds, and holders of the bonds have the option to register during the announced investor resale registration period so as to sell back all or part of their bonds to the Company at par value. The Company announced on January 26, 2024 that the coupon rate would be adjusted at 2.35% on March 4, 2024. Investors of the bonds choose to redeem all of them to the Company via the auction trading system or the integrated electronic platform for fixed income securities of the Shanghai Stock Exchange within the resale registration period, and the Company does not resell the “21 CICC F4” redeemed, with the redemption amount of RMB2,000,000,000.00. Implementation of the option clauses has no impact on investors’ rights and interests.

21 CICC F2: The Company has the right to decide to adjust the coupon rate for the subsequent maturities of the bonds at the end of the third year of the life of the bonds, and holders of the bonds have the option to register during the announced investor resale registration period so as to sell back all or part of their bonds to the Company at par value. The Company announced on December 20, 2023 that the coupon rate would be adjusted at 1.70% on January 18, 2024. Investors of the bonds choose to redeem all of them to the Company via the auction trading system or the integrated electronic platform for fixed income securities of the Shanghai Stock Exchange within the resale registration period, and the Company does not resell the "21 CICC F2" redeemed, with the redemption amount of RMB2,500,000,000.00. Implementation of the option clauses has no impact on investors' rights and interests.

- b. The bonds that contain option to redeem of the issuers who meet the specified conditions, deferred interest payment right, right of redemption and extension option are as follows:*

Bond Code: 175075.SH, 175720.SH, 188054.SH, 185245.SH, 137871.SH, 241280.SH, 242134.SH

Bond Abbreviation: 20 CICC Y1, 21 CICC Y1, 21 CICC Y2, 22 CICC Y1, 22 CICC Y2, 24 CICC Y1, 24 CICC Y2

Triggering and implementation of the option clauses during the Reporting Period: During the Reporting Period, the above-mentioned bonds did not reach the exercise period.

3. Triggering and implementation of the corporate bonds with investor protection clauses

Bond Code: 185091.SH, 138664.SH, 138665.SH, 138735.SH, 185245.SH, 137871.SH, 240347.SH, 240348.SH, 252158.SH, 252159.SH, 252379.SH, 252380.SH, 138842.SH, 115448.SH, 115690.SH, 115691.SH, 240416.SH, 240417.SH, 240514.SH, 240515.SH, 256662.SH, 240632.SH, 240635.SH, 240636.SH, 241280.SH, 242134.SH

Bond Abbreviation: 21 CICC G8, 22 CICC G1, 22 CICC G2, 22 CICC G3, 22 CICC Y1, 22 CICC Y2, 23 CICC C1, 23 CICC C2, 23 CICC F1, 23 CICC F2, 23 CICC F3, 23 CICC F4, 23 CICC G2, 23 CICC G3, 23 CICC G5, 23 CICC G6, 23 CICC G7, 23 CICC G8, 24 CICC C1, 24 CICC C2, 24 CICC F1, 24 CICC G1, 24 CICC G2, 24 CICC G3, 24 CICC Y1, 24 CICC Y2

Investor Protection Clauses Agreed in the Bonds:

(I) Credit maintenance commitment

The issuer undertakes that the following circumstances will not occur during the duration of the bonds:

1. The issuer has reduced its capital by more than 20% of the original registered capital within a natural year, or has been separated or ordered to cease production and operations.
2. In the event the issuer violates the credit maintenance commitment stipulated in Article 1 above during the duration of the bonds, the issuer will take timely measures to restore relevant requirements of the commitment within half a year.
3. When the issuer violates the credit maintenance commitment or it occurs or is expected to occur related matters that will affect the solvency, the issuer will notify the trustee within 2 trading days and perform the obligation of information disclosure.
4. In the event the issuer violates the credit maintenance commitment and fails to restore the commitment within the time limit specified in Article 2 above, the holder is entitled to request the issuer to take negative matter relief measures in accordance with the relief measures.

(II) Relief measures

1. In the event the issuer violates relevant commitment requirements and fails to restore relevant commitment requirements or take relevant measures within the time limit specified in Article 2 of the credit maintenance commitment, the issuer will immediately take one of the following relief measures on the next day upon receipt of the request of holders who hold more than 30% of the bond, striving to reach a settlement with the bondholders on the breach of commitment through a bondholders' meeting and other means
 - A Increase the guarantee or other credit enhancement measures for the bonds within 30 natural days.
 - B Provide and implement other settlement plans approved by the bondholders within 30 natural days.
2. If the holder requires the issuer to implement relief measures, the issuer shall notify the trustee within 2 trading days and perform the obligation of information disclosure, as well as disclose the implementation progress of relief measures in a timely manner.

Triggering and implementation of investor protection clauses during the Reporting Period: No investor protection clauses were triggered during the Reporting Period

4. Intermediaries providing services for bond issuance and on-going business*(I) Accounting Firms Issuing the Auditor's Report*

Name	Deloitte Touche Tohmatsu Certified Public Accountants LLP
Office address	30/F, No. 222 East Yan'an Road, Huangpu District, Shanghai
Contact person	Ma Hing Fai (signing certified public accountant), Ma Qianlu (signing certified public accountant)
Contact number	010-85207788
Name	Ernst & Young Hua Ming LLP
Office address	Rooms 01-12, 17/F, Ernst & Young Tower, Oriental Plaza, No. 1 East Chang'an Avenue, Dongcheng District, Beijing
Contact person	Zhu Baoqin (signing certified public accountant), Sun Lingling (signing certified public accountant)
Contact number	010-58152158

(II) *Trustee/Debt Agency*

Bond Code	175075.SH, 252379.SH, 138664.SH, 138842.SH, 256662.SH, 115448.SH, 115690.SH, 188576.SH, 252158.SH, 252380.SH, 115691.SH, 252159.SH, 175857.SH, 175906.SH, 185091.SH, 138665.SH
Bond Abbreviation	20 CICC Y1, 23 CICC F3, 22 CICC G1, 23 CICC G2, 24 CICC F1, 23 CICC G3, 23 CICC G5, 21 CICC G6, 23 CICC F1, 23 CICC F4, 23 CICC G6, 23 CICC F2, 21 CICC G2, 21 CICC G4, 21 CICC G8, 22 CICC G2
Name	Huatai United Securities Co., Ltd.
Office address	Zone 1, 5/F, Building 1, Huatai Securities Plaza, No. 228 Jiangdongzhong Road, Nanjing, Jiangsu Province
Contact person	Cui Yue (崔月)
Contact number	025-83389257
Bond Code	163362.SH, 163514.SH, 175263.SH, 175326.SH, 175720.SH, 175750.SH, 240632.SH, 188054.SH, 240347.SH, 240416.SH, 185245.SH, 240514.SH, 240635.SH, 137871.SH, 240348.SH, 240417.SH, 240515.SH, 241280.SH, 242134.SH, 240636.SH
Bond Abbreviation	20 CICC G2, 20 CICC G4, 20 CICC 12, 20 CICC 14, 21 CICC Y1, 21 CICC C2, 24 CICC G1, 21 CICC Y2, 23 CICC C1, 23 CICC G7, 22 CICC Y1, 24 CICC C1, 24 CICC G2, 22 CICC Y2, 23 CICC C2, 23 CICC G8, 24 CICC C2, 24 CICC Y1, 24 CICC Y2, 24 CICC G3
Name	CITIC Securities Company Limited
Office address	CITIC Securities Tower, No. 48 Liangmaqiao Road, Chaoyang District, Beijing
Contact person	Qi Jihua (祁繼華), Hu Fujie (胡富捷)
Contact number	010-60838888

(III) Credit Rating Agency

Bond Code	163362.SH, 163514.SH, 175075.SH, 175263.SH, 175326.SH, 138664.SH, 138842.SH, 175720.SH, 175750.SH, 240632.SH, 188054.SH, 115448.SH, 115690.SH, 188576.SH, 240347.SH, 240416.SH, 185245.SH, 240514.SH, 240635.SH, 137871.SH, 115691.SH, 240348.SH, 240417.SH, 240515.SH, 241280.SH, 242134.SH, 175857.SH, 175906.SH, 185091.SH, 138665.SH, 240636.SH
Bond Abbreviation	20 CICC G2, 20 CICC G4, 20 CICC Y1, 20 CICC 12, 20 CICC 14, 22 CICC G1, 23 CICC G2, 21 CICC Y1, 21 CICC C2, 24 CICC G1, 21 CICC Y2, 23 CICC G3, 23 CICC G5, 21 CICC G6, 23 CICC C1, 23 CICC G7, 22 CICC Y1, 24 CICC C1, 24 CICC G2, 22 CICC Y2, 23 CICC G6, 23 CICC C2, 23 CICC G8, 24 CICC C2, 24 CICC Y1, 24 CICC Y2, 21 CICC G2, 21 CICC G4, 21 CICC G8, 22 CICC G2, 24 CICC G3
Name	China Chengxin International Credit Rating Company Limited
Office address	Building 5, Galaxy SOHO, No. 2 Nanzhugan Hutong, Chaoyangmennei Street, Dongcheng District, Beijing
Contact person	Zheng Yaozong (鄭耀宗), Zhao Ziyi (趙紫禕), Zheng Tianyi (鄭添翼)
Contact number	010-66428877

(IV) Underwriter

Bond Code	175075.SH, 252379.SH, 175263.SH, 175326.SH, 138664.SH, 138842.SH, 175720.SH, 175750.SH, 188054.SH, 256662.SH, 115448.SH, 115690.SH, 188576.SH, 252158.SH, 252380.SH, 185245.SH, 137871.SH, 115691.SH, 252159.SH, 175857.SH, 175906.SH, 185091.SH, 138665.SH
Bond Abbreviation	20 CICC Y1, 23 CICC F3, 20 CICC 12, 20 CICC 14, 22 CICC G1, 23 CICC G2, 21 CICC Y1, 21 CICC C2, 21 CICC Y2, 24 CICC F1, 23 CICC G3, 23 CICC G5, 21 CICC G6, 23 CICC F1, 23 CICC F4, 22 CICC Y1, 22 CICC Y2, 23 CICC G6, 23 CICC F2, 21 CICC G2, 21 CICC G4, 21 CICC G8, 22 CICC G2
Name	Huatai United Securities Co., Ltd.
Office address	Zone 1, 5/F, Building 1, Huatai Securities Plaza, No. 228 Jiangdongzhong Road, Nanjing, Jiangsu Province
Contact person	Cui Yue (崔月)
Contact number	025-83389257

Bond Code	163362.SH, 163514.SH, 175263.SH, 175326.SH, 175720.SH, 175750.SH, 240632.SH, 188054.SH, 240347.SH, 240416.SH, 185245.SH, 240514.SH, 240635.SH, 137871.SH, 240348.SH, 240417.SH, 240515.SH, 241280.SH, 242134.SH, 240636.SH
Bond Abbreviation	20 CICC G2, 20 CICC G4, 20 CICC 12, 20 CICC 14, 21 CICC Y1, 21 CICC C2, 24 CICC G1, 21 CICC Y2, 23 CICC C1, 23 CICC G7, 22 CICC Y1, 24 CICC C1, 24 CICC G2, 22 CICC Y2, 23 CICC C2, 23 CICC G8, 24 CICC C2, 24 CICC Y1, 24 CICC Y2, 24 CICC G3
Name	CITIC Securities Company Limited
Office address	CITIC Securities Tower, No. 48 Liangmaqiao Road, Chaoyang District, Beijing
Contact person	Qi Jihua (祁繼華), Hu Fujie (胡富捷)
Contact number	010-60838888

Bond Code	138664.SH, 138842.SH, 240632.SH, 115448.SH, 115690.SH, 188576.SH, 240416.SH, 240635.SH, 115691.SH, 240417.SH, 175857.SH, 175906.SH, 185091.SH, 138665.SH, 240636.SH
Bond Abbreviation	22 CICC G1, 23 CICC G2, 24 CICC G1, 23 CICC G3, 23 CICC G5, 21 CICC G6, 23 CICC G7, 24 CICC G2, 23 CICC G6, 23 CICC G8, 21 CICC G2, 21 CICC G4, 21 CICC G8, 22 CICC G2, 24 CICC G3
Name	Industrial Securities Co., Ltd.
Office address	6th Floor, Industrial Securities Building, No. 36 Changliu Road, Pudong New District, Shanghai
Contact person	Yan Zhiqiang (顏志強)
Contact number	021-20730733
Bond Code	163362.SH, 163514.SH, 240347.SH, 240514.SH, 240348.SH, 240515.SH
Bond Abbreviation	20 CICC G2, 20 CICC G4, 23 CICC C1, 24 CICC C1, 23 CICC C2, 24 CICC C2
Name	CSC Financial Co., Ltd.
Office address	Building No. 4, No. 66 Anli Road, Chaoyang District, Beijing
Contact person	Wang Sen (王森)
Contact number	010-56051876
Bond Code	240632.SH, 256662.SH, 240347.SH, 240416.SH, 240514.SH, 240635.SH, 240348.SH, 240417.SH, 240515.SH, 241280.SH, 242134.SH, 240636.SH
Bond Abbreviation	24 CICC G1, 24 CICC F1, 23 CICC C1, 23 CICC G7, 24 CICC C1, 24 CICC G2, 23 CICC C2, 23 CICC G8, 24 CICC C2, 24 CICC Y1, 24 CICC Y2, 24 CICC G3
Name	China Galaxy Securities Co., Ltd.
Office address	11/F, Qinghai Finance Building, Building No. 1, No. 8 Xiying Street, Fengtai District, Beijing
Contact person	Chen Qu (陳曲), Deng Xiaoxia (鄧小霞)
Contact number	010-80927231, 010-80927268

(V) Law firm

Bond Code	163362.SH, 163514.SH, 175075.SH, 252379.SH, 175263. SH, 175326.SH, 138664.SH, 138842.SH, 175720.SH, 175750.SH, 240632.SH, 188054. SH, 256662.SH, 115448.SH, 115690.SH, 188576.SH, 252158.SH, 252380.SH, 240347.SH, 240416. SH, 185245.SH, 240514.SH, 240635.SH, 137871.SH, 115691.SH, 252159.SH, 240348.SH, 240417.SH, 240515.SH, 241280.SH, 242134.SH, 175857.SH, 175906.SH, 185091.SH, 138665.SH, 240636.SH
Bond Abbreviation	20 CICC G2, 20 CICC G4, 20 CICC Y1, 23 CICC F3, 20 CICC 12, 20 CICC 14, 22 CICC G1, 23 CICC G2, 21 CICC Y1, 21 CICC C2, 24 CICC G1, 21 CICC Y2, 24 CICC F1, 23 CICC G3, 23 CICC G5, 21 CICC G6, 23 CICC F1, 23 CICC F4, 23 CICC C1, 23 CICC G7, 22 CICC Y1, 24 CICC C1, 24 CICC G2, 22 CICC Y2, 23 CICC G6, 23 CICC F2, 23 CICC C2, 23 CICC G8, 24 CICC C2, 24 CICC Y1, 24 CICC Y2, 21 CICC G2, 21 CICC G4, 21 CICC G8, 22 CICC G2, 24 CICC G3
Name	Haiwen & Partners
Office address	20/F, Fortune Financial Center, 5 Dong San Huan Central Road, Chaoyang District, Beijing
Contact person	Gao Wei (高巍), Wei Shuangjuan (魏雙娟)
Contact number	010-85606888

Changes in intermediary agencies during the Reporting Period

Bond Code	162273.SH, 162470.SH, 162645.SH, 166069.SH, 163362.SH, 163514.SH, 175075.SH, 175263.SH, 175326.SH, 175720.SH, 175750.SH, 175857.SH, 175906.SH, 188054.SH, 188576.SH, 188575.SH, 185091.SH, 185097.SH, 185245.SH, 137871.SH, 138665.SH, 138664.SH, 138735.SH, 138842.SH, 138841.SH, 115448.SH, 115691.SH, 115690.SH, 252159.SH, 252158.SH, 252380.SH, 252379.SH, 240348.SH, 240347.SH, 240417.SH, 240416.SH, 240515.SH, 240514.SH, 240636.SH, 240635.SH, 240632.SH
Type of intermediary agency	Accounting firm
Name of the original intermediary agency	Deloitte Touche Tohmatsu Certified Public Accountants LLP
Name of intermediary agency after the change	Ernst & Young Hua Ming LLP
Effective time	July 2, 2024
Reason for change	According to the requirements of the <i>Administrative Measures for the Election and Appointment of Accounting Firms by State-owned Financial Enterprises</i> (《國有金融企業選聘會計師事務所管理辦法》) issued by the Ministry of Finance of the People's Republic of China, a financial enterprise may engage the same accounting firm (including its affiliated member entities) for a maximum of five consecutive years in principle. Upon the completion of the Company's annual audit for the year of 2023, the tenure of service of Deloitte Touche Tohmatsu Certified Public Accountants LLP (the former accounting firm) will reach five consecutive years.
Procedures for performance	On February 7, 2024, the Board of Directors of the Company considered and approved the <i>Resolution on the Appointment of the Accounting Firms for 2024</i> , and on June 28, 2024, the Shareholders' General Meeting of the Company considered and approved the <i>Resolution on the Appointment of the Accounting Firms for 2024</i> .
Impact on investors' rights	The change of accounting firm is a normal business change of the Company and has no adverse impact on investors' interests.

5. The use of proceeds

1. Basic information

Unit: RMB in 100 million

Bond code	Bond abbreviation	Whether it is one of special types of bonds	The specific type of special types of bonds	Total proceeds	Balance of proceeds as at the end of the Reporting Period	Balance of the special account for proceeds as at the end of the Reporting Period
240514.SH	24 CICC C1	No	–	5	0	0
240515.SH	24 CICC C2	No	–	10	0	0
240632.SH	24 CICC G1	No	–	25	0	0
240635.SH	24 CICC G2	No	–	15	0	0
240636.SH	24 CICC G3	No	–	10	0	0
241280.SH	24 CICC Y1	No	–	30	0	0
256662.SH	24 CICC F1	No	–	20	0	0
242134.SH	24 CICC Y2	No	–	35	0	0

2. Changes and adjustments in the use of proceeds: N/A

3. The use of proceeds

(1). Actual use (excluding temporary replenishment)

Unit: RMB in 100 million

Bond code	Bond abbreviation	Actual amount of proceeds used during the Reporting Period	Repayment of interest-bearing debt (excluding corporate bonds) and the amount involved	Repayment of corporate bonds and the amount involved	Replenishment of the working capital and the amount involved	Investment in fixed assets and the amount involved	Other purposes and the amount involved
240514.SH	24 CICC C1	5	0	0	5	0	0
240515.SH	24 CICC C2	10	0	0	10	0	0
240632.SH	24 CICC G1	25	0	25	0	0	0
240635.SH	24 CICC G2	15	0	15	0	0	0
240636.SH	24 CICC G3	10	0	10	0	0	0
241280.SH	24 CICC Y1	30	0	0	30	0	0
256662.SH	24 CICC F1	20	0	20	0	0	0
242134.SH	24 CICC Y2	35	0	0	35	0	0

(2). *Use of proceeds for specific project: N/A*

(3). *Temporary replenishment: N/A*

4. *Compliance in the use of proceeds*

Bond code	Bond abbreviation	Actual use of proceeds as at the end of the Reporting Period (including actual use and temporary replenishment)	Whether the actual use is consistent with the agreed use (including the agreed use in the prospectus and the use after compliance change)	Whether the use of proceeds and management of the special account for proceeds were in compliance with the law during the Reporting Period	Whether the use of proceeds was in line with the debt administrative provisions of the local government
240514.SH	24 CICC C1	All raised proceeds from the Bonds after deducting issuance expenses have been used to replenish the Company's working capital.	Yes	Yes	Yes
240515.SH	24 CICC C2	All raised proceeds from the Bonds after deducting issuance expenses have been used to replenish the Company's working capital.	Yes	Yes	Yes
240632.SH	24 CICC G1	All raised proceeds from the Bonds after deducting issuance expenses have been used to replace the redeemed corporate bonds.	Yes	Yes	Yes
240635.SH	24 CICC G2	All raised proceeds from the Bonds after deducting issuance expenses have been used to replace the redeemed corporate bonds.	Yes	Yes	Yes
240636.SH	24 CICC G3	All raised proceeds from the Bonds after deducting issuance expenses have been used to replace the redeemed corporate bonds.	Yes	Yes	Yes
241280.SH	24 CICC Y1	All raised proceeds from the Bonds after deducting issuance expenses have been used to replenish the Company's working capital.	Yes	Yes	Yes
256662.SH	24 CICC F1	All raised proceeds from the Bonds after deducting issuance expenses have been used to replace the matured corporate bonds.	Yes	Yes	Yes
242134.SH	24 CICC Y2	All raised proceeds from the Bonds after deducting issuance expenses have been used to replenish the Company's working capital.	Yes	Yes	Yes

Violations of laws and regulations in the use of proceeds and management of the proceed account: N/A

Punishment for non-compliance utilization of proceeds: N/A

6. Adjustment of credit rating results

The rated subject	Name of rating agency	Rating adjustment time	Rating level change	Rating outlook change	Reason for change in rating results
The Group	Fitch Ratings	05/07/2024	Fitch upgrades short-term issuer default ratings on CICC and CICC International from F2 to F1	Nil	Fitch believes that there is a high likelihood of CICC and CICC International receiving special support in the near term.

7. Implementation, changes and their impacts of credit enhancement mechanism, debt repayment plan and other debt repayment guarantee measures during the Reporting Period

Status Quo	Implementation Status	Changed or Not
The outstanding corporate bonds of the Company have no credit enhancement measures, and the debt repayment plan is fulfilled as stipulated in the corporate bond prospectus. According to the stipulations in the prospectus, the Company's debt repayment guarantee measures include setting up a special repayment working group, making sure that the funds are used for special purposes, giving full play to the role of bond trustee, formulating rules for bondholders' meetings, strictly controlling information disclosure, etc.	During the Reporting Period, the Company strictly fulfilled the agreements on debt repayment plan and debt repayment guarantee measures in the prospectus, paid all bond interests and principals on time and in full, operated the special account in a standardized manner, and kept relevant plans and measures consistent with relevant commitments in the prospectus.	No

(III) Debt financing instruments of non-financial institutions in the inter-bank bond market

During the Reporting Period, the Company had no debt financing instruments of non-financial institutions in the inter-bank bond market.

(IV) Other matters to be disclosed in respect of certain types of bonds

1. The Company has not issued exchangeable bonds
2. The Company is a listed company and has not issued convertible corporate bonds
3. The Company has not issued green bonds

4. As of the approval date of the periodic report, the Company has the following perpetual subordinated bonds

Unit: RMB in 100 million

Bond code	Bond abbreviation	Balance of bond	Renewal	Interest step-up	Interest deferral	Enforcement of interest payment	Whether they are still included in equity and corresponding accounting treatment or	
							not	Other
175075.SH	20 CICC Y1	50	Nil	Nil	Nil	The 2023 Annual General Meeting and the	Yes	Nil
175720.SH	21 CICC Y1	15	Nil	Nil	Nil	2024 First Extraordinary General Meeting	Yes	Nil
188054.SH	21 CICC Y2	20	Nil	Nil	Nil	considered and approved the <i>Resolution on</i>	Yes	Nil
185245.SH	22 CICC Y1	39	Nil	Nil	Nil	<i>the 2023 Profit Distribution Plan and Resolution</i>	Yes	Nil
137871.SH	22 CICC Y2	40	Nil	Nil	Nil	<i>on the 2024 Interim Profit Distribution</i>	Yes	Nil
241280.SH	24 CICC Y1	30	Nil	Nil	Nil	<i>Plan</i> , respectively, thereby triggering the	Yes	Nil
242134.SH	24 CICC Y2	35	Nil	Nil	Nil	enforcement of interest payment	Yes	Nil

5. The Company has not issued poverty alleviation bonds
6. The Company has not issued rural revitalization bonds
7. The Company has not issued Belt and Road bonds
8. The Company has not issued science and technology innovation bonds or innovation and entrepreneurship corporate bonds
9. The Company has not issued low-carbon transition-linked corporate bonds
10. The Company has not issued bailout corporate bonds
11. The Company has not issued micro, small and medium-sized enterprise support bonds

(V) Other description

On the date of approval of the periodic report, the Company does not have bonds for ordinary investors.

As of the beginning of the Reporting Period, the balance of the Company's intercourse funds receivable from and money lending to other parties that were not directly attributable to production and operations on consolidated basis (hereinafter referred to as non-operating intercourse funds and money lending) was RMB103.27 million. During the Reporting Period, there was an increase of RMB6.99 million and a recovery of RMB5.52 million in respect of non-operating intercourse funds and money lending (including interest). There was no non-compliance with any agreements or undertakings under the prospectus in respect of non-operating intercourse funds and money lending. As of the end of the Reporting Period, the total amount of uncollected non-operating intercourse funds and money lending amounted to RMB104.74 million.

During the Reporting Period, the Company had no loss representing more than 10% of net assets as at the end of last year on a consolidated basis and had no overdue interest-bearing debt, and did not violate any provisions of laws and regulations, self-regulatory rules, the *Articles of Association* and the *Policy on Information Disclosure Management*, nor any agreements or undertakings under the bond prospectus.

III. MAJOR ACCOUNTING DATA AND FINANCIAL INDICATORS FOR THE LAST TWO YEARS

Unit: RMB in million

Major indicators	December 31, 2024	December 31, 2023	% of change
Current ratio	1.8	1.9	(5.2%)
Quick ratio	1.8	1.9	(5.2%)
Gearing ratio	79.9%	80.6%	Decreased by 0.8 percentage point

Major indicators	2024	2023	% of change
EBITDA	18,524.6	18,968.1	(2.3%)
EBITDA to total debts ratio	6.1%	6.8%	Decreased by 0.7 percentage point
Interest coverage ratio	1.7	1.7	2.2%
Cash interest coverage ratio	4.6	(0.3)	N/A
EBITDA interest coverage ratio	1.9	1.8	3.2%
Loan repayment ratio	100.0%	100.0%	–
Interest repayment ratio	100.0%	100.0%	–

Note: The financial indicators above are calculated based on the consolidated financial statements prepared by the Group in accordance with CASs.

IV. DESCRIPTION OF OTHER FINANCING ACTIVITIES

In 2024, the Group completed 1,642 issuances of beneficiary certificates, with an aggregate principal amount of RMB47,510 million. As of December 31, 2024, the aggregate principal of the Group's outstanding beneficiary certificates amounted to RMB20,371 million. During the period from January 1, 2024 to December 31, 2024, the matured beneficiary certificates of CICC were paid in full as scheduled.

In 2024, the Group's Hong Kong subsidiaries completed 95 issuances of financing notes, with an aggregate principal amount of US\$357 million, RMB190 million and HK\$167 million. As of December 31, 2024, the aggregate principals of the outstanding financing notes in the Group's Hong Kong subsidiaries were US\$129 million, RMB11 million and HK\$84 million.

As of December 31, 2024, the balance of bank borrowings of the Group's Hong Kong subsidiaries amounted to US\$870 million and RMB2,162 million, and the overdraft amounted to US\$475,027.06 in equivalent.

INFORMATION DISCLOSURE OF SECURITIES COMPANIES

ADMINISTRATIVE APPROVALS OF THE COMPANY DURING THE REPORTING PERIOD

No.	Recipient of approval	Name of approval document/business license	No. of approval document/certificate	Approval agency	Date of approval
1	China International Capital Corporation Limited	Certificate of Examination and Registration of Foreign Debt Borrowed by Enterprises	Fa Gai Ban Wai Zhai [2024] No. 299	National Development and Reform Commission	May 31, 2024

Note: The "Date of approval" in the above table is the date of signing of the respective approval or certification, which may differ from the actual date of receipt by the Company.

INDEPENDENT AUDITOR'S REPORT

To the Shareholders of China International Capital Corporation Limited

(Incorporated in the People's Republic of China with limited liability)

OPINION

We have audited the consolidated financial statements of China International Capital Corporation Limited (the "Company") and its subsidiaries (the "Group") set out on pages 251 to 425, which comprise the consolidated statement of financial position as at 31 December 2024, and the consolidated statement of profit or loss, the consolidated statement of profit or loss and other comprehensive income, the consolidated statement of changes in equity and the consolidated statement of cash flows for the year then ended, and notes to the consolidated financial statements, including material accounting policy information.

In our opinion, the consolidated financial statements give a true and fair view of the consolidated financial position of the Group as at 31 December 2024, and of its consolidated financial performance and its consolidated cash flows for the year then ended in accordance with IFRS Accounting Standards issued by the International Accounting Standards Board ("IASB") and have been properly prepared in compliance with the disclosure requirements of the Hong Kong Companies Ordinance.

BASIS FOR OPINION

We conducted our audit in accordance with International Standards on Auditing ("ISAs") as issued by the International Auditing and Assurance Standards Board ("IAASB"). Our responsibilities under those standards are further described in the *Auditor's Responsibilities for the Audit of the Consolidated Financial Statements* section of our report. We are independent of the Group in accordance with the *Code of Ethics for Professional Accountants* (the "Code") as issued by the Hong Kong Institute of Certified Public Accountants, and we have fulfilled our other ethical responsibilities in accordance with the Code. We believe that the audit evidence we have obtained is sufficient and appropriate to provide a basis for our opinion.

KEY AUDIT MATTERS

Key audit matters are those matters that, in our professional judgement, were of most significance in our audit of the consolidated financial statements of the current period. These matters were addressed in the context of our audit of the consolidated financial statements as a whole, and in forming our opinion thereon, and we do not provide a separate opinion on these matters. For each matter below, our description of how our audit addressed the matter is provided in that context.

We have fulfilled the responsibilities described in the *Auditor's Responsibilities for the Audit of the Consolidated Financial Statements* section of our report, including in relation to these matters. Accordingly, our audit included the performance of procedures designed to respond to our assessment of the risks of material misstatement of the consolidated financial statements. The results of our audit procedures, including the procedures performed to address the matters below, provide the basis for our audit opinion on the accompanying consolidated financial statements.

KEY AUDIT MATTERS *(continued)*

Key audit matter	How our audit addressed the key audit matter
<i>Fair value measurement of financial instruments with significant unobservable inputs</i>	
<p>Financial instruments of which fair value measurement involves significant unobservable inputs are categorised as Level 3 within the fair value hierarchy. As at 31 December 2024, Level 3 financial assets and liabilities were RMB14,476 million and RMB9,959 million, respectively, which are significant to the financial statements.</p> <p>The Group uses valuation techniques to determine the fair value of Level 3 financial instruments. These techniques involve the use of significant unobservable inputs requiring management's judgements and assumptions. For these reasons, we identified the fair value measurement of Level 3 financial instruments as a key audit matter in the audit of the consolidated financial statements. Relevant disclosures can be found in note 4(a) and note 57.</p>	<p>The audit procedures we performed in relation to the fair value measurement of Level 3 financial instruments mainly included:</p> <ul style="list-style-type: none"> • testing and evaluating the design and operating effectiveness of key controls over the valuation of Level 3 financial instruments; • evaluating the valuation techniques adopted by management in the valuation of Level 3 financial instruments; • testing and evaluating the basis of the relevant assumptions and input values used in the valuation techniques; • with the assistance of our valuation specialists, assessing the valuation model used by management, re-performing independent valuations on a sample basis, and comparing the independent valuation results with the valuation by the Group; and • evaluating and testing the design and operating effectiveness of internal controls related to disclosures of fair value measurement of Level 3 financial instruments, and assessing the adequacy of the related disclosures.

KEY AUDIT MATTERS (continued)

Key audit matter	How our audit addressed the key audit matter
<i>Consolidation of structured entities</i>	
<p>As of 31 December 2024, the interests held by the Group in the consolidated structured entities amounted to RMB19,499 million; the interests held by the Group in structured entities sponsored by third parties and those sponsored by the Group but not consolidated amounted to RMB92,531 million and RMB13,202 million, respectively. These amounts are significant to the financial statements.</p> <p>The Group held the rights and interests in structured entities through activities such as issuance, management, and/or investment, including asset management schemes, trust products, mutual funds, private equity funds.</p> <p>The assessment of the Group's control over the structured entities involves significant judgement on factors, such as purpose and relevant activities and decision-making processes of structured entities, the Group's ability to direct the relevant activities, direct and indirect beneficial interests and returns, performance fee and remuneration.</p> <p>Comprehensive analysis of these factors and concluding on whether the Group has control involves significant managements judgements and estimates. In view of the materiality and complexity of management judgements, we consider consolidation assessment and disclosures of structured entities a key audit matter. Relevant disclosures are included in note 4(b) and note 54.</p>	<p>Our procedures in relation to the consolidation of structured entities included:</p> <ul style="list-style-type: none"> • obtaining an understanding and testing the design and operating effectiveness of internal controls related to the Group's assessment of whether it controls structured entities; • obtaining the list of the structured entities issued, managed, and invested in by the Group, performing the following procedures on a sample basis to assess management's judgement on whether the structured entities should be consolidated: <ul style="list-style-type: none"> – inspecting relevant agreements to obtain an understanding of the purpose of establishing structured entities and the extent of the Group's involvement in them, and assessing the management's judgment on whether the Group has power over the structured entities; – reviewing management's quantitative analysis of the economic benefits derived from the structured entities to assess management's judgement on the Group's ability to influence its variable returns from the structured entities (usually directly or indirectly equity and returns obtained from holding an interest in a structured entity, as well as performance fees obtained through acting as an asset manager); and • evaluating and testing the design and operating effectiveness of internal controls related to relevant disclosures in the financial statements regarding of unconsolidated structured entities, and assessing the adequacy of the related disclosures.

OTHER INFORMATION INCLUDED IN THE ANNUAL REPORT

The directors of the Company are responsible for the other information. The other information comprises the information included in the Annual Report, other than the consolidated financial statements and our auditor's report thereon.

Our opinion on the consolidated financial statements does not cover the other information and we do not express any form of assurance conclusion thereon.

In connection with our audit of the consolidated financial statements, our responsibility is to read the other information and, in doing so, consider whether the other information is materially inconsistent with the consolidated financial statements or our knowledge obtained in the audit or otherwise appears to be materially misstated. If, based on the work we have performed, we conclude that there is a material misstatement of this other information, we are required to report that fact. We have nothing to report in this regard.

RESPONSIBILITIES OF THE DIRECTORS FOR THE CONSOLIDATED FINANCIAL STATEMENTS

The directors of the Company are responsible for the preparation of the consolidated financial statements that give a true and fair view in accordance with IFRS Accounting Standards issued by the IASB and the disclosure requirements of the Hong Kong Companies Ordinance, and for such internal control as the directors determine is necessary to enable the preparation of consolidated financial statements that are free from material misstatement, whether due to fraud or error.

In preparing the consolidated financial statements, the directors of the Company are responsible for assessing the Group's ability to continue as a going concern, disclosing, as applicable, matters related to going concern and using the going concern basis of accounting unless the directors of the Company either intend to liquidate the Group or to cease operations, or have no realistic alternative but to do so.

The directors of the Company are assisted by the Audit Committee in discharging their responsibilities for overseeing the Group's financial reporting process.

AUDITOR'S RESPONSIBILITIES FOR THE AUDIT OF THE CONSOLIDATED FINANCIAL STATEMENTS

Our objectives are to obtain reasonable assurance about whether the consolidated financial statements as a whole are free from material misstatement, whether due to fraud or error, and to issue an auditor's report that includes our opinion. Our report is made solely to you, as a body, and for no other purpose. We do not assume responsibility towards or accept liability to any other person for the contents of this report.

Reasonable assurance is a high level of assurance, but is not a guarantee that an audit conducted in accordance with ISAs will always detect a material misstatement when it exists. Misstatements can arise from fraud or error and are considered material if, individually or in the aggregate, they could reasonably be expected to influence the economic decisions of users taken on the basis of these consolidated financial statements.

AUDITOR'S RESPONSIBILITIES FOR THE AUDIT OF THE CONSOLIDATED FINANCIAL STATEMENTS *(continued)*

As part of an audit in accordance with ISAs, we exercise professional judgement and maintain professional skepticism throughout the audit. We also:

- Identify and assess the risks of material misstatement of the consolidated financial statements, whether due to fraud or error, design and perform audit procedures responsive to those risks, and obtain audit evidence that is sufficient and appropriate to provide a basis for our opinion. The risk of not detecting a material misstatement resulting from fraud is higher than for one resulting from error, as fraud may involve collusion, forgery, intentional omissions, misrepresentations, or the override of internal control.
- Obtain an understanding of internal control relevant to the audit in order to design audit procedures that are appropriate in the circumstances, but not for the purpose of expressing an opinion on the effectiveness of the Group's internal control.
- Evaluate the appropriateness of accounting policies used and the reasonableness of accounting estimates and related disclosures made by the directors.
- Conclude on the appropriateness of the directors' use of the going concern basis of accounting and, based on the audit evidence obtained, whether a material uncertainty exists related to events or conditions that may cast significant doubt on the Group's ability to continue as a going concern. If we conclude that a material uncertainty exists, we are required to draw attention in our auditor's report to the related disclosures in the consolidated financial statements or, if such disclosures are inadequate, to modify our opinion. Our conclusions are based on the audit evidence obtained up to the date of our auditor's report. However, future events or conditions may cause the Group to cease to continue as a going concern.
- Evaluate the overall presentation, structure and content of the consolidated financial statements, including the disclosures, and whether the consolidated financial statements represent the underlying transactions and events in a manner that achieves fair presentation.
- Plan and perform the group audit to obtain sufficient appropriate audit evidence regarding the financial information of the entities or business units within the Group as a basis for forming an opinion on the consolidated financial statements. We are responsible for the direction, supervision and review of the audit work performed for purposes of the group audit. We remain solely responsible for our audit opinion.

AUDITOR'S RESPONSIBILITIES FOR THE AUDIT OF THE CONSOLIDATED FINANCIAL STATEMENTS *(continued)*

We communicate with the Audit Committee regarding, among other matters, the planned scope and timing of the audit and significant audit findings, including any significant deficiencies in internal control that we identify during our audit.

We also provide the Audit Committee with a statement that we have complied with relevant ethical requirements regarding independence, and to communicate with them all relationships and other matters that may reasonably be thought to bear on our independence, and where applicable, actions taken to eliminate threats or safeguards applied.

From the matters communicated with the Audit Committee, we determine those matters that were of most significance in the audit of the consolidated financial statements of the current period and are therefore the key audit matters. We describe these matters in our auditor's report unless law or regulation precludes public disclosure about the matter or when, in extremely rare circumstances, we determine that a matter should not be communicated in our report because the adverse consequences of doing so would reasonably be expected to outweigh the public interest benefits of such communication.

The engagement partner on the audit resulting in this independent auditor's report is Leung Shing Kit.

Ernst & Young

Certified Public Accountants

Hong Kong, China

28 March 2025

CONSOLIDATED STATEMENT OF PROFIT OR LOSS

China International Capital Corporation Limited 2024 Annual Report

For the year ended 31 December 2024 (Expressed in Renminbi ("RMB"), unless otherwise stated)

	Notes	Year ended 31 December	
		2024	2023
Revenue:			
Fee and commission income	7	12,571,143,462	13,830,255,155
Interest income	8	8,712,648,833	9,405,375,584
Investment income	9	10,120,725,368	10,555,881,387
Total revenue		31,404,517,663	33,791,512,126
Other income, net	10	1,767,082,683	1,654,665,669
Total revenue and other income		33,171,600,346	35,446,177,795
Expenses:			
Fee and commission expenses	11	1,719,360,870	1,741,866,598
Interest expenses	12	10,102,740,331	10,740,147,165
Staff costs	13	9,436,947,224	10,685,480,045
Depreciation and amortisation expenses	16	1,907,157,162	1,771,697,988
Tax and surcharges		79,723,745	87,173,151
Other operating expenses and costs	17	3,012,120,802	3,626,366,100
Provision for impairment losses under expected credit loss ("ECL") model	18	74,543,891	5,031,083
Provision for impairment losses on other assets		21,984,602	–
Total expenses		26,354,578,627	28,657,762,130
Operating profit		6,817,021,719	6,788,415,665
Share of (losses)/profits of associates and joint ventures		(12,096,864)	34,571,822
Profit before income tax		6,804,924,855	6,822,987,487
Less: Income tax expense	19	1,130,616,941	659,347,133
Profit for the year		5,674,307,914	6,163,640,354
Attributable to:			
Shareholders of the Company	20	5,694,343,080	6,156,130,774
Non-controlling interests		(20,035,166)	7,509,580
Basic earnings per share (in RMB per share)	20	1.04	1.14

The notes form an integral part of these financial statements.

CONSOLIDATED STATEMENT OF PROFIT OR LOSS AND OTHER COMPREHENSIVE INCOME

For the year ended 31 December 2024 (Expressed in RMB, unless otherwise stated)

	Year ended 31 December	
	2024	2023
Profit for the year	5,674,307,914	6,163,640,354
Other comprehensive income for the year		
Items that will not be reclassified to profit or loss in subsequent periods:		
Equity instruments at fair value through other comprehensive income:		
– Net gains from changes in fair value	137,659,336	–
– Tax effect	(36,208,598)	–
Items that may be reclassified to profit or loss in subsequent periods:		
Debt instruments at fair value through other comprehensive income:		
– Net gains from changes in fair value	1,030,000,468	381,806,287
– Provision for/(reversal of) impairment losses under ECL model	22,959,507	(2,320,309)
– Tax effect	(135,301,011)	(106,364,047)
– Net (gains)/losses transferred to profit or loss on disposals	(500,557,110)	132,345,961
Exchange differences on translating foreign operations	437,692,943	383,337,630
Others	(1,472,181)	(237,512)
Total other comprehensive income for the year, net of income tax	954,773,354	788,568,010
Total comprehensive income for the year	6,629,081,268	6,952,208,364
Attributable to:		
Shareholders of the Company	6,649,116,434	6,944,698,784
Non-controlling interests	(20,035,166)	7,509,580

The notes form an integral part of these financial statements.

CONSOLIDATED STATEMENT OF FINANCIAL POSITION

China International Capital Corporation Limited 2024 Annual Report

As at 31 December 2024 (Expressed in RMB, unless otherwise stated)

	Notes	As at 31 December	
		2024	2023
Non-current assets:			
Property and equipment	21	2,172,417,465	2,111,952,465
Right-of-use assets	22	5,192,308,461	5,307,465,340
Investment properties		14,223,988	16,954,681
Goodwill	23	1,622,663,283	1,622,663,283
Intangible assets	24	1,145,087,499	1,091,923,558
Interests in associates and joint ventures	25	1,006,301,051	1,076,105,418
Equity instruments at fair value through other comprehensive income	34	7,863,933,590	–
Financial assets at fair value through profit or loss	26	10,291,165,330	10,458,603,897
Financial assets held under resale agreements (“reverse REPOs”)	27	553,151,881	–
Refundable deposits	28	8,074,604,969	9,567,292,642
Deferred tax assets	29	2,592,397,272	2,882,886,608
Other non-current assets	30	458,453,200	554,853,838
Total non-current assets		40,986,707,989	34,690,701,730
Current assets:			
Accounts receivable	31	40,307,551,298	34,009,494,100
Receivables from margin clients	32	43,481,805,653	35,809,567,751
Debt instruments at fair value through other comprehensive income	33	84,901,861,907	65,619,113,753
Financial assets at fair value through profit or loss	26	268,683,658,271	274,222,650,543
Reverse REPOs	27	22,157,586,717	19,921,400,809
Derivative financial assets	35	16,467,199,471	12,005,392,524
Cash held on behalf of clients	36	92,486,186,909	74,851,006,586
Cash and bank balances	37	64,488,851,201	72,135,760,946
Other current assets		754,412,030	1,041,497,942
Total current assets		633,113,457	589,615,884,954
Total assets		674,715,821,446	624,306,586,684

Consolidated Statement of Financial Position

As at 31 December 2024 (Expressed in RMB, unless otherwise stated)

	Notes	As at 31 December	
		2024	2023
Current liabilities:			
Financial liabilities at fair value through profit or loss	40	27,772,207,938	40,511,113,214
Derivative financial liabilities	35	11,422,383,642	9,546,642,036
Accounts payable to brokerage clients	41	100,668,403,007	82,311,014,432
Placements from financial institutions	42	44,725,949,969	44,974,394,819
Short-term debt securities issued	43	20,178,655,263	17,286,796,558
Financial assets sold under repurchase agreements ("REPOs")	44	94,562,009,940	64,899,065,724
Employee benefits payable	45	4,493,897,893	4,993,391,031
Income tax payable		593,783,416	387,829,520
Long-term debt securities issued due within one year		33,869,824,251	41,800,648,501
Lease liabilities		791,052,222	945,487,671
Contract liabilities	46	359,500,263	411,274,527
Other current liabilities	47	108,056,134,020	99,093,700,197
Total current liabilities		447,493,801,824	407,161,358,230
Net current assets		186,235,311,633	182,454,526,724
Total assets less current liabilities		227,222,019,622	217,145,228,454
Non-current liabilities:			
Non-current employee benefits payable		511,726,004	897,025,885
Long-term debt securities issued	48	106,609,345,649	106,936,985,625
Deferred tax liabilities	29	452,016,395	582,690,484
Lease liabilities		3,574,281,530	3,482,376,639
Other non-current liabilities	50	452,979,236	348,751,870
Total non-current liabilities		111,600,348,814	112,247,830,503
Net assets		115,621,670,808	104,897,397,951

	Notes	As at 31 December	
		2024	2023
Equity:			
Share capital	51(a)	4,827,256,868	4,827,256,868
Other equity instruments	52	22,900,000,000	16,400,000,000
Reserves	51(b)	53,633,953,992	50,552,108,799
Retained profits		33,986,396,894	32,823,934,064
Total equity attributable to shareholders of the Company		115,347,607,754	104,603,299,731
Non-controlling interests		274,063,054	294,098,220
Total equity		115,621,670,808	104,897,397,951

The notes form an integral part of these financial statements.

The consolidated financial statements were approved and authorised for issue by the Board of Directors on 28 March 2025.

Chen Liang

Chairman of the Board

Ng Kong Ping Albert

Director

Company chop

CONSOLIDATED STATEMENT OF CHANGES IN EQUITY

For the year ended 31 December 2024 (Expressed in RMB, unless otherwise stated)

	Attributable to shareholders of the Company											
	Reserves									Subtotal	Non-controlling interests	Total equity
	Share capital (Note 51(a))	Other equity instruments (Note 52)	Capital reserve (Note 51(b)(i))	Surplus reserve (Note 51(b)(ii))	General reserves (Note 51(b)(iii))	Investment revaluation reserve (Note 51(b)(iv))	Foreign currency translation reserve (Note 51(b)(v))	Other reserve (Note 51(b)(vi))	Retained profits			
At 1 January 2024	4,827,256,868	16,400,000,000	39,515,216,714	2,099,704,026	7,717,130,318	262,923,187	955,662,373	1,472,181	32,823,934,064	104,603,299,731	294,098,220	104,897,397,951
Changes in equity for the year	-	-	-	-	-	-	-	-	-	-	-	-
Profit for the year	-	-	-	-	-	-	-	-	5,694,343,080	5,694,343,080	(20,035,166)	5,674,307,914
Other comprehensive income for the year	-	-	-	-	-	518,552,592	437,692,943	(1,472,181)	-	954,773,354	-	954,773,354
Total comprehensive income for the year	-	-	-	-	-	518,552,592	437,692,943	(1,472,181)	5,694,343,080	6,649,116,434	(20,035,166)	6,629,081,268
Appropriation to surplus reserve	-	-	-	492,546,297	-	-	-	-	(492,546,297)	-	-	-
Appropriation to general reserves	-	-	-	-	1,623,231,067	-	-	-	(1,623,231,067)	-	-	-
Dividends to shareholders	-	-	-	-	-	-	-	-	(1,303,359,354)	(1,303,359,354)	-	(1,303,359,354)
Distributions to holders of perpetual subordinated bonds	-	-	-	-	-	-	-	-	(1,097,100,000)	(1,097,100,000)	-	(1,097,100,000)
Issuance of perpetual subordinated bonds	-	6,500,000,000	(4,349,057)	-	-	-	-	-	-	6,495,650,943	-	6,495,650,943
Other comprehensive income that has been reclassified to retained profits	-	-	-	-	-	15,643,532	-	-	(15,643,532)	-	-	-
At 31 December 2024	4,827,256,868	22,900,000,000	39,510,867,657	2,592,250,323	9,340,361,385	797,119,311	1,393,355,316	-	33,986,396,894	115,347,607,754	274,063,054	115,621,670,808

	Attributable to shareholders of the Company												
	Reserves											Non-controlling interests	Total equity
	Share capital (Note 51(a))	Other equity instruments (Note 52)	Capital reserve (Note 51(b)(i))	Surplus reserve (Note 51(b)(iii))	General reserves (Note 51(b)(iii))	Investment revaluation reserve (Note 51(b)(iv))	Foreign currency translation reserve (Note 51(b)(v))	Other reserve (Note 51(b)(vii))	Retained profits	Subtotal			
At 1 January 2023	4,827,256,868	16,400,000,000	39,515,216,714	1,856,673,123	6,804,641,319	(142,544,705)	572,324,743	1,709,693	29,352,829,428	99,188,107,183	286,588,640	99,474,695,823	
Changes in equity for the year													
Profit for the year	-	-	-	-	-	-	-	-	6,156,130,774	6,156,130,774	7,509,580	6,163,640,354	
Other comprehensive income for the year	-	-	-	-	-	405,467,892	383,337,630	(237,512)	-	788,568,010	-	788,568,010	
Total comprehensive income for the year	-	-	-	-	-	405,467,892	383,337,630	(237,512)	6,156,130,774	6,944,698,784	7,509,580	6,952,208,364	
Appropriation to surplus reserve	-	-	-	243,030,903	-	-	-	-	(243,030,903)	-	-	-	
Appropriation to general reserves	-	-	-	-	912,488,999	-	-	-	(912,488,999)	-	-	-	
Distributions to holders of perpetual subordinated bonds	-	-	-	-	-	-	-	-	(660,600,000)	(660,600,000)	-	(660,600,000)	
Dividends to shareholders	-	-	-	-	-	-	-	-	(868,906,236)	(868,906,236)	-	(868,906,236)	
At 31 December 2023	4,827,256,868	16,400,000,000	39,515,216,714	2,099,704,026	7,717,130,318	262,923,187	955,662,373	1,472,181	32,823,934,064	104,603,299,731	294,098,220	104,897,397,951	

The notes form an integral part of these financial statements.

CONSOLIDATED STATEMENT OF CASH FLOWS

For the year ended 31 December 2024 (Expressed in RMB, unless otherwise stated)

	Year ended 31 December	
	2024	2023
Cash flows from operating activities:		
Profit before income tax	6,804,924,855	6,822,987,487
Adjustments for:		
Net financing interest expenses	5,865,764,577	5,622,282,564
Depreciation and amortisation expenses	1,909,887,855	1,772,380,661
Provision for impairment losses under ECL model	74,543,891	5,031,083
Provision for impairment losses on other assets	21,984,602	–
Net losses on disposal of property, equipment and other long-term assets	4,556,972	12,862,946
Foreign exchange (gains)/losses from derivatives and from others	(434,414,032)	291,712,053
Losses on changes in fair value of financial instruments at fair value through profit or loss	3,159,427,028	4,493,152,472
Interest income from debt instruments at fair value through other comprehensive income	(2,024,992,904)	(1,700,825,939)
Dividend income from investments in financial assets and share of profits of associates and joint ventures	(247,429,431)	(159,094,623)
Net gains on disposal of investments	(17,243,626)	(176,923,817)
Operating cash flows before movements in working capital	15,117,009,787	16,983,564,887
Increase in receivables from margin clients	(7,928,658,455)	(3,908,114,474)
(Increase)/decrease in accounts receivable, other receivables and prepayments	(7,545,322,368)	7,657,751,003
(Increase)/decrease in reverse REPOs	(2,822,956,275)	7,192,818,724
Increase in financial instruments at fair value through profit or loss	(10,620,404,624)	(19,373,492,438)
(Increase)/decrease in cash held on behalf of clients	(17,633,997,212)	8,162,127,165
Increase in restricted bank deposits	(645,408,252)	(120,248,050)
Decrease in refundable deposits	1,492,774,847	3,032,530,253
Increase/(decrease) in accounts payable to brokerage clients	18,356,205,464	(9,785,138,793)
Increase in REPOs	29,538,751,189	21,746,933,627
Increase/(decrease) in other liabilities	7,873,167,589	(32,160,354,386)
Cash generated from/(used in) operating activities, before income tax	25,181,161,690	(571,622,482)
Income tax paid	(941,040,997)	(1,850,637,381)
Net cash generated from/(used in) operating activities	24,240,120,693	(2,422,259,863)

	Note	Year ended 31 December	
		2024	2023
Cash flows from investing activities:			
Cash receipts from disposal of investments		166,265,560,453	121,056,782,616
Cash receipts from investment returns		1,968,930,335	1,904,482,372
Proceeds from disposal of property, equipment and other long-term assets		4,941,414	4,983,665
Purchase of investments		(191,610,428,889)	(119,424,602,513)
Purchase of property, equipment and other long-term assets		(942,086,619)	(1,459,777,324)
Net cash (used in)/generated from investing activities		(24,313,083,306)	2,081,868,816
Cash flows from financing activities:			
Proceeds from issuance of beneficiary certificates		40,911,671,985	42,105,835,395
Proceeds from issuance of corporate bonds		15,350,000,000	37,000,000,000
Proceeds from issuance of commercial papers		12,720,000,000	–
Proceeds from issuance of medium-term notes (“MTNs”)		8,540,880,000	12,247,650,000
Proceeds from issuance of perpetual subordinated bonds		6,500,000,000	–
Proceeds from issuance of subordinated bonds		4,500,000,000	8,500,000,000
Proceeds from issuance of structured notes		2,887,960,051	1,703,467,246
Redemption of beneficiary certificates		(37,170,135,898)	(44,329,863,363)
Redemption of corporate bonds		(24,700,000,000)	(49,043,800,000)
Redemption of commercial papers		(10,720,000,000)	–
Redemption of subordinated bonds		(9,000,000,000)	(1,000,000,000)
Redemption of MTNs		(7,107,400,000)	(10,443,100,000)
Redemption of structured notes		(2,168,645,413)	(2,221,655,366)
Repayment of lease liabilities		(1,007,450,312)	(969,428,916)
Cash paid for interest		(5,914,471,738)	(5,664,405,052)
Dividends paid to shareholders of the Company		(1,303,359,354)	(868,906,236)
Distributions to holders of perpetual subordinated bonds		(660,600,000)	(660,600,000)
Cash outflows associated with other financing activities		(56,087,703)	(66,651,860)
Net cash used in financing activities		(8,397,638,382)	(13,711,458,152)
Net decrease in cash and cash equivalents		(8,470,600,995)	(14,051,849,199)
Cash and cash equivalents at the beginning of the year		70,930,165,619	84,678,251,394
Effect of exchange rate changes		147,479,661	303,763,424
Cash and cash equivalents at the end of the year	38	62,607,044,285	70,930,165,619
Net cash generated from/(used in) operating activities including:			
Interest received		7,349,902,839	7,227,090,581
Interest paid		(4,341,424,651)	(5,229,751,974)

The note forms an integral part of these financial statements.

NOTES TO THE CONSOLIDATED FINANCIAL STATEMENTS

(Expressed in RMB, unless otherwise stated)

1. GENERAL INFORMATION

China International Capital Corporation Limited (中國國際金融股份有限公司) (the “Company” or “CICC”) was established on 25 June 1995 in the People’s Republic of China (“PRC”) as approved by the People’s Bank of China (“PBOC”). On 31 July 1995, the Company obtained the Business License for Enterprise Legal Person (Qi He Guo Zi No.000599) issued by the State Administration for Industry and Commerce of the PRC.

Pursuant to a conversion completed on 1 June 2015, the Company was converted into a joint stock company with limited liability. The Company was listed on the Main Board of The Stock Exchange of Hong Kong Limited on 9 November 2015 and was listed on the Shanghai Stock Exchange on 2 November 2020.

The Company’s unified social credit code is 91110000625909986U, and the registered address of the Company is the 27th and 28th Floor, China World Trade Centre 2, 1 Jian Guo Men Wai Avenue, Chaoyang District, Beijing, the PRC. As at 31 December 2024, the Company has 1 securities business office and 11 branches. Please refer to note 62 for details of the subsidiaries of the Company.

The Company and its subsidiaries (together, “the Group”) are principally engaged in investment banking business, equities business, fixed-income, commodities and currency (“FICC”) business, asset management business, private equity business, wealth management business and other business activities.

2. APPLICATION OF NEW AND AMENDMENTS TO IFRS ACCOUNTING STANDARDS

2.1 Amendments to IFRS Accounting Standards that are mandatorily effective for the current year

In the current year, the Group has applied the following amendments to IFRS Accounting Standards issued by the International Accounting Standards Board (the “IASB”), for the first time, which are mandatorily effective for the annual periods beginning on or after 1 January 2024 for the preparation of the consolidated financial statements:

Amendments to the International Accounting Standard (the “IAS”) 1	<i>Classification of Liabilities as Current or Non-current</i>
Amendments to IAS 1	<i>Non-current Liabilities with Covenants</i>
Amendments to IFRS 16	<i>Lease Liability in a Sale and Leaseback</i>
Amendments to IAS 7 and IFRS 7	<i>Supplier Finance Arrangements</i>

The application of the amendments above in the current year has had no material effect on the Group’s financial position and performance for the current and prior years and/or on the disclosures set out in these consolidated financial statements.

2. APPLICATION OF NEW AND AMENDMENTS TO IFRS ACCOUNTING STANDARDS

(continued)

2.2 New and amendments to IFRS Accounting Standards in issue but not yet effective

The Group has not early applied the following new and amendments to IFRS Accounting Standards that have been issued but are not yet effective:

Amendments to IFRS 10 and IAS 28	<i>Sale or Contribution of Assets between an Investor and its Associate or Joint Venture</i> ⁱ
Amendments to IAS 21	<i>Lack of Exchangeability</i> ⁱⁱ
Amendments to IFRS 7 and IFRS 9	<i>Amendments to the Classification and Measurement of Financial Instruments</i> ⁱⁱⁱ
IFRS 18	<i>Presentation and Disclosure in Financial Statements</i> ^{iv}
IFRS 19	<i>Subsidiaries without Public Accountability: Disclosures</i> ^{iv}
<i>Annual Improvements to IFRS Accounting Standards – Volume 11</i>	<i>Amendments to IFRS 1, IFRS 7, IFRS 9, IFRS 10, IAS 7</i> ⁱⁱⁱ

- i No mandatory effective date yet determined but available for adoption
- ii Effective for annual periods beginning on or after 1 January 2025
- iii Effective for annual periods beginning on or after 1 January 2026
- iv Effective for annual periods beginning on or after 1 January 2027

Except for IFRS 18 *Presentation and Disclosure in Financial Statements* (“IFRS 18”) mentioned below, the directors of the Company anticipate that the application of all other new and amendments to IFRS Accounting Standards mentioned above will have no material impact on the consolidated financial statements in the foreseeable future.

IFRS 18

In April 2024, the IASB issued IFRS 18, which replaces IAS 1 *Presentation of Financial Statements*. IFRS 18 introduces new requirements for presentation within the statement of profit or loss, including specified totals and subtotals. Furthermore, entities are required to classify all income and expenses within the statement of profit or loss into one of five categories: operating, investing, financing, income taxes and discontinued operations, whereof the first three are new.

It also requires disclosure of newly defined management-defined performance measures, subtotals of income and expenses, and includes new requirements for aggregation and disaggregation of financial information based on the identified “roles” of the primary financial statements and the notes.

2. APPLICATION OF NEW AND AMENDMENTS TO IFRS ACCOUNTING STANDARDS

(continued)

2.2 New and amendments to IFRS Accounting Standards in issue but not yet effective

(continued)

IFRS 18 *(continued)*

In addition, narrow-scope amendments have been made to IAS 7 *Statement of Cash Flows*, which include changing the starting point for determining cash flows from operations under the indirect method, from “profit or loss” to “operating profit or loss” and removing the optionality around classification of cash flows from dividends and interest. In addition, there are consequential amendments to several other standards.

IFRS 18 and the amendments to the other standards, are effective for reporting periods beginning on or after 1 January 2027, but earlier application is permitted and must be disclosed. IFRS 18 will apply retrospectively.

The Group is currently working to identify all impacts the amendments will have on the primary financial statements and the notes to the financial statements.

3. BASIS OF PREPARATION OF CONSOLIDATED FINANCIAL STATEMENTS AND MATERIAL ACCOUNTING POLICY INFORMATION

3.1 Basis of preparation of consolidated financial statements

The consolidated financial statements have been prepared in accordance with IFRS Accounting Standards issued by the IASB. For the purpose of preparation of the consolidated financial statements, information is considered material if such information is reasonably expected to influence decisions made by primary users. In addition, the consolidated financial statements include applicable disclosure provisions of the Rules Governing the Listing of Securities (“Listing Rules”) on The Stock Exchange of Hong Kong Limited and by the Hong Kong Companies Ordinance.

The directors of the Company have, at the time of approving the consolidated financial statements, a reasonable expectation that the Group has adequate resources to continue in operational existence for the foreseeable future. Thus, they continue to adopt the going concern basis of accounting in preparing the consolidated financial statements.

The consolidated financial statements have been prepared on the historical cost basis except for certain financial instruments that are measured at fair values at the end of each reporting period, as explained in the accounting policies set out below.

Historical cost is generally based on the fair value of the consideration given in exchange for goods and services.

3. BASIS OF PREPARATION OF CONSOLIDATED FINANCIAL STATEMENTS AND MATERIAL ACCOUNTING POLICY INFORMATION *(continued)*

3.1 Basis of preparation of consolidated financial statements *(continued)*

Fair value is the price that would be received to sell an asset or paid to transfer a liability in an orderly transaction between market participants at the measurement date, regardless of whether that price is directly observable or estimated using a valuation technique. Fair value measurement is based on the presumption that the transaction to sell the asset or transfer the liability takes place either in the principal market for the asset or liability, or in the absence of a principal market, in the most advantageous market for the asset or liability. In estimating the fair value of an asset or a liability, the Group takes into account the characteristics of the asset or liability if market participants would take those characteristics into account when pricing the asset or liability at the measurement date.

For financial instruments which are transacted at fair value and for which a valuation technique with unobservable inputs is to be used to measure fair value in subsequent periods, the valuation technique is calibrated so that, at initial recognition, the results of the valuation technique equal the transaction price or investment cost.

In addition, for financial reporting purposes, fair value measurements are categorised into Level I, II or III based on the degree to which the inputs to the fair value measurements are observable and the significance of the inputs to the fair value measurement in its entirety, which are described as follows:

- Level I inputs are quoted prices (unadjusted) in active markets for identical assets or liabilities that the entity can access at the measurement date;
- Level II inputs are inputs, other than quoted prices included within Level I, that are observable for the asset or liability, either directly or indirectly; and
- Level III inputs are unobservable inputs for the asset or liability.

The principal accounting policies are set out below.

3. BASIS OF PREPARATION OF CONSOLIDATED FINANCIAL STATEMENTS AND MATERIAL ACCOUNTING POLICY INFORMATION *(continued)*

3.2 Material accounting policy information

(a) Basis of consolidation

(i) *Business combinations*

In determining whether a particular set of activities and assets constitutes a business, the Group assesses whether the set of assets and activities acquired includes, at a minimum, an input and a substantive process and whether the acquired set has the ability to produce outputs.

Acquisitions of businesses, other than business combinations under common control are accounted for using the acquisition method. The consideration transferred in a business combination is measured at fair value, which is calculated as the sum of the acquisition-date fair values of the assets transferred by the Group, the liabilities incurred by the Group to the former owners of the acquiree and the equity interests issued by the Group in exchange for control of the acquiree. Acquisition-related costs are generally recognised in profit or loss as incurred, except if related to the issue of debt or equity securities.

At the acquisition date, the identifiable assets acquired and the liabilities assumed are recognised at their fair value, except that:

- deferred tax assets or liabilities, and assets or liabilities related to employee benefit arrangements are recognised and measured in accordance with IAS 12 *Income Taxes* and IAS 19 *Employee Benefits* respectively;
- assets (or disposal groups) that are classified as held for sale in accordance with IFRS 5 *Non-current Assets Held for Sale and Discontinued Operations* are measured in accordance with that standard; and
- lease liabilities are recognised and measured at the present value of the remaining lease payments (as defined in IFRS 16) as if the acquired leases were new leases at the acquisition date, except for leases for which (a) the lease term ends within 12 months of the acquisition date; or (b) the underlying asset is of low value. Right-of-use assets are recognised and measured at the same amount as the relevant lease liabilities, adjusted to reflect favourable or unfavourable terms of the lease when compared with market terms.

3. BASIS OF PREPARATION OF CONSOLIDATED FINANCIAL STATEMENTS AND MATERIAL ACCOUNTING POLICY INFORMATION *(continued)*

3.2 Material accounting policy information *(continued)*

(a) Basis of consolidation *(continued)*

(i) **Business combinations** *(continued)*

The consideration transferred does not include amounts related to the settlement of pre-existing relationships. Such amounts are generally recognised in profit or loss.

Any contingent consideration is measured at fair value at the date of acquisition. If an obligation to pay contingent consideration that meets the definition of a financial instrument is classified as equity, then it is not remeasured and settlement is accounted for within equity. Otherwise, other contingent consideration is remeasured at fair value at each reporting date and subsequent changes in the fair value of the contingent consideration are recognised in profit or loss.

(ii) **Subsidiaries and non-controlling interests**

Subsidiaries are entities controlled by the Group. The Group controls an entity when it is exposed, or has rights, to variable returns from its involvement with the entity and has the ability to affect those returns through its power over the entity. When assessing whether the Group has power, only substantive rights and rights that are not protective are considered.

An investment in a subsidiary is consolidated into the financial statements from the date that control commences until the date that control ceases. Intra-group balances, transactions and cash flows and any unrealised gains arising from intra-group transactions are eliminated in full when preparing the financial statements. Unrealised losses resulting from intra-group transactions are eliminated in the same way as unrealised gains but only to the extent that there is no evidence of impairment.

Non-controlling interests represent the equity in a subsidiary not attributable, directly or indirectly, to the Group, and in respect of which the Group has not agreed any additional terms with the holders of those interests which would result in the Group as a whole having a contractual obligation in respect of those interests that meets the definition of a financial liability. For each business combination, the Group can elect to measure any non-controlling interests either at fair value or at the non-controlling interests' proportionate share of the subsidiary's net identifiable assets.

3. BASIS OF PREPARATION OF CONSOLIDATED FINANCIAL STATEMENTS AND MATERIAL ACCOUNTING POLICY INFORMATION *(continued)*

3.2 Material accounting policy information *(continued)*

(a) Basis of consolidation *(continued)*

(ii) *Subsidiaries and non-controlling interests* *(continued)*

Non-controlling interests are presented in the consolidated statement of financial position within equity, separately from equity attributable to shareholders of the Company. Non-controlling interests in the results of the Group are presented on the face of the consolidated statement of profit or loss and other comprehensive income as an allocation of the total profit or loss and total comprehensive income for the year between holders of non-controlling interests and shareholders of the Company.

Changes in the Group's interests in a subsidiary that do not result in a loss of control are accounted for as equity transactions, whereby adjustments are made to the amounts of controlling and non-controlling interests within consolidated equity to reflect the change in relative interests, but no adjustments are made to goodwill and no gain or loss is recognised. Any difference between the amount by which the non-controlling interests are adjusted, and the fair value of the consideration paid or received is recognised directly in equity and attributed to owners of the Company.

When the Group loses control of a subsidiary, it is accounted for as a disposal of the entire interest in that subsidiary. Any gain or loss is recognised in profit or loss and is calculated as the difference between: (i) the aggregate of the fair value of the consideration received and the fair value of any retained interest; and (ii) the carrying amount of the assets (including goodwill) and liabilities of the subsidiary attributable to the owner of the Company. All amounts previously recognised in other comprehensive income in relation to that subsidiary are accounted for as if the Group had directly disposed of the related assets or liabilities of the subsidiary (i.e. reclassified to profit or loss or transferred to another category of equity as specified/permitted by applicable IFRS Accounting Standards). Any interest retained in that former subsidiary at the date when control is lost is recognised at fair value and this amount is regarded as the fair value on initial recognition of a financial asset (see note 3.2(e)) or, when appropriate, the cost on initial recognition of an investment in an associate or a joint venture (see note 3.2(a)(iii)).

In the Company's statement of financial position, an investment in a subsidiary is stated at cost less impairment losses (see note 3.2(l)), unless the investment is classified as held for sale (or included in a disposal group that is classified as held for sale).

3. BASIS OF PREPARATION OF CONSOLIDATED FINANCIAL STATEMENTS AND MATERIAL ACCOUNTING POLICY INFORMATION *(continued)*

3.2 Material accounting policy information *(continued)*

(a) Basis of consolidation *(continued)*

(iii) Associates and joint ventures

An associate is an entity over which the Group has significant influence. Significant influence is the power to participate in the financial and operating policy decisions of the investee but is not control or joint control over those policies.

A joint venture is a joint arrangement whereby the parties that have joint control of the arrangement have rights to the net assets of the joint arrangement. Joint control is the contractually agreed sharing of control of an arrangement, which exists only when decisions about the relevant activities require unanimous consent of the parties sharing control.

An investment in an associate or a joint venture is accounted for in the consolidated financial statements using the equity method of accounting, unless it is classified as held for sale (or included in a disposal group that is classified as held for sale). Under the equity method, an investment in an associate or a joint venture is initially recognised in the consolidated statement of financial position at cost and adjusted thereafter to recognise the Group's share of the profit or loss and other comprehensive income of the associate or joint venture. When the Group's share of losses of an associate or joint venture exceeds the Group's interest in that associate or joint venture (which includes any long-term interests that, in substance, form part of the Group's net investment in the associate or joint venture), the Group discontinues recognising its share of further losses. Additional losses are recognised only to the extent that the Group has incurred legal or constructive obligations or made payments on behalf of the associate or joint venture.

An investment in an associate or a joint venture is accounted for using the equity method from the date on which the investee becomes an associate or a joint venture. On acquisition of the investment in an associate or a joint venture, any excess of the cost of the investment over the Group's share of the net fair value of the identifiable assets and liabilities of the investee is recognised as goodwill, which is included within the carrying amount of the investment. Any excess of the Group's share of the net fair value of the identifiable assets and liabilities over the cost of the investment, after reassessment, is recognised immediately in profit or loss in the period in which the investment is acquired.

3. BASIS OF PREPARATION OF CONSOLIDATED FINANCIAL STATEMENTS AND MATERIAL ACCOUNTING POLICY INFORMATION *(continued)*

3.2 Material accounting policy information *(continued)*

(a) Basis of consolidation *(continued)*

(iii) Associates and joint ventures *(continued)*

Unrealised profits and losses resulting from transactions between the Group and its associates or joint ventures are eliminated to the extent of the Group's interest in the investee, except where unrealised losses provide evidence of an impairment of the asset transferred, in which case they are recognised immediately in profit or loss.

If an investment in an associate becomes an investment in a joint venture or vice versa, the retained interest is not remeasured. Instead, the investment continues to be accounted for under the equity method.

In all other cases, when the Group ceases to have significant influence over an associate or joint control over a joint venture, it is accounted for as a disposal of the entire interest in that investee, with a resulting gain or loss being recognised in profit or loss. Any interest retained in that former investee at the date when significant influence or joint control is lost is recognised at fair value and this amount is regarded as the fair value on initial recognition of a financial asset (see note 3.2(e)).

(b) Goodwill

Goodwill represents the excess of:

- (i) the aggregate of the fair value of the consideration transferred, the amount of any non-controlling interest in the acquiree and the fair value of the Group's previously held equity interest in the acquiree; over
- (ii) the net fair value of the acquiree's identifiable assets and liabilities measured as at the acquisition date.

When (ii) is greater than (i), the Group reassesses whether it has correctly identified all of the assets acquired and all of the liabilities assumed and reviews the procedures used to measure the amounts to be recognised at the acquisition date. If the reassessment still results in an excess of the fair value of net assets acquired over the aggregate consideration transferred, then the gain is recognised in profit or loss.

Goodwill arising on an acquisition of a business is carried at cost as established at the date of acquisition of the business less accumulated impairment losses, if any.

3. BASIS OF PREPARATION OF CONSOLIDATED FINANCIAL STATEMENTS AND MATERIAL ACCOUNTING POLICY INFORMATION *(continued)*

3.2 Material accounting policy information *(continued)*

(b) Goodwill *(continued)*

For the purposes of impairment testing, goodwill is allocated to each of the Group's cash-generating units ("CGU"), or a group of CGUs, that is expected to benefit from the synergies of the combination, which represents the lowest level at which the goodwill is monitored for internal management purposes and not larger than an operating segment.

A CGU (or a group of CGUs) to which goodwill has been allocated is tested for impairment annually or more frequently when there is an indication that the unit may be impaired.

On disposal of the relevant CGU, the attributable amount of goodwill is included in the determination of the amount of profit or loss on disposal.

(c) Foreign currency

(i) Translation of foreign currencies

The financial statements are presented in RMB, which is the Company's functional and presentation currency.

When the Group receives capital in foreign currencies from investors, the capital is translated to RMB at the spot exchange rates ruling at the date of receipt. Other foreign currency transactions are, on initial recognition, translated to the respective functional currencies of the entities at the exchange rates that approximate the spot exchange rate ruling at the transaction dates.

A spot exchange rate is quoted by the PBOC, the State Administration of Foreign Exchange, or a cross rate determined based on quoted exchange rates. A rate that approximates the spot exchange rate is determined by a systematic and rational method, normally the average exchange rate of the current period.

Monetary assets and liabilities denominated in foreign currencies are translated into the functional currencies at the spot exchange rates ruling at the end of the year. Exchange gains and losses are recognised in profit or loss, except for those arising from foreign currency used to hedge a net investment in a foreign operation that are recognised in other comprehensive income.

3. BASIS OF PREPARATION OF CONSOLIDATED FINANCIAL STATEMENTS AND MATERIAL ACCOUNTING POLICY INFORMATION *(continued)*

3.2 Material accounting policy information *(continued)*

(c) Foreign currency *(continued)*

(i) Translation of foreign currencies *(continued)*

Non-monetary assets and liabilities that are measured in terms of historical cost in a foreign currency are translated into the functional currencies using the foreign exchange rates ruling at the transaction dates. Non-monetary assets and liabilities denominated in foreign currencies that are stated at fair value are translated to the functional currencies using the foreign exchange rates ruling at the dates the fair value is measured.

When a fair value gain or loss on a non-monetary item is recognised in profit or loss, any exchange component of that gain or loss is also recognised in profit or loss. When a fair value gain or loss on a non-monetary item is recognised in other comprehensive income, any exchange component of that gain or loss is also recognised in other comprehensive income.

(ii) Foreign operations

The results of foreign operations are translated into RMB at the exchange rates approximating the spot exchange rate ruling at the transaction dates. Statement of financial position items are translated into RMB at the closing foreign exchange rates at the end of the year. The resulting exchange differences are recognised in other comprehensive income and accumulated separately in equity in the foreign currency translation reserve.

Upon disposal of a foreign operation, the cumulative amount of the exchange differences relating to that foreign operation is reclassified from equity to profit or loss when the profit or loss on disposal is recognised.

(d) Cash and cash equivalents

Cash and cash equivalents comprise cash on hand, demand deposits, and short-term and highly liquid investments which are readily convertible into known amounts of cash and which are subject to an insignificant risk of changes in value.

3. BASIS OF PREPARATION OF CONSOLIDATED FINANCIAL STATEMENTS AND MATERIAL ACCOUNTING POLICY INFORMATION *(continued)*

3.2 Material accounting policy information *(continued)*

(e) Financial instruments

(i) *Recognition and initial measurement*

Financial assets and financial liabilities are recognised when a group entity becomes a party to the contractual provisions of the instrument. All regular way purchases or sales of financial assets are recognised and derecognised on a trade date basis. Regular way purchases or sales are purchases or sales of financial assets that require delivery of assets within the time frame established by regulation or convention in the marketplace.

A financial asset (unless it is a trade receivable without a significant financing component) or financial liability is initially measured at fair value plus, for an item not at fair value through profit or loss ("FVTPL"), transaction costs that are directly attributable to its acquisition or issue. A trade receivable without a significant financing component is initially measured at the transaction price.

The effective interest method is a method of calculating the amortised cost of a financial asset or financial liability and of allocating interest income and interest expense over the relevant period. The effective interest rate is the rate that exactly discounts estimated future cash receipts and payments (including all fees and points paid or received that form an integral part of the effective interest rate, transaction costs and other premiums or discounts) through the expected life of the financial asset or financial liability, or, where appropriate, a shorter period, to the net carrying amount on initial recognition. When calculating the effective interest rate, the Group considers all contractual terms of the financial instrument (for example, prepayment, call and similar options) to estimate cash flows.

For purchased or originated credit-impaired financial assets, a credit-adjusted effective interest rate is calculated by discounting the estimated future cash flows, including expected credit losses, to the amortised cost on initial recognition.

3. BASIS OF PREPARATION OF CONSOLIDATED FINANCIAL STATEMENTS AND MATERIAL ACCOUNTING POLICY INFORMATION *(continued)*

3.2 Material accounting policy information *(continued)*

(e) Financial instruments *(continued)*

(ii) Classification and subsequent measurement

(1) Financial assets

On initial recognition, a financial asset is classified as measured at: amortised cost; fair value through other comprehensive income ("FVOCI") (including debt investment and equity investment); or FVTPL.

Financial assets are not reclassified subsequent to their initial recognition unless the Group changes its business model for managing financial assets, in which case all affected financial assets are reclassified on the first day of the first reporting period following the change in the business model.

A financial asset is measured at amortised cost if it meets both of the following conditions and is not designated as at FVTPL:

- it is held within a business model whose objective is to hold assets to collect contractual cash flows; and
- its contractual terms give rise on specified dates to cash flows that are solely payments of principal and interest on the principal amount outstanding ("SPPI").

A debt investment is measured at FVOCI if it meets both of the following conditions and is not designated as at FVTPL:

- it is held within a business model whose objective is achieved by both collecting contractual cash flows and selling financial assets; and
- its contractual terms give rise on specified dates to cash flows that are solely payments of principal and interest on the principal amount outstanding ("SPPI").

3. BASIS OF PREPARATION OF CONSOLIDATED FINANCIAL STATEMENTS AND MATERIAL ACCOUNTING POLICY INFORMATION *(continued)*

3.2 Material accounting policy information *(continued)*

(e) Financial instruments *(continued)*

(ii) Classification and subsequent measurement *(continued)*

(1) Financial assets *(continued)*

On initial recognition of an equity investment that is neither held for trading nor contingent consideration recognised by an acquirer in a business combination to which IFRS 3 *Business Combinations* applies, the Group may irrevocably elect to present subsequent changes in the investment's fair value in other comprehensive income ("OCI"). This election is made on an instrument-by-instrument basis.

All financial assets not classified as measured at amortised cost or FVOCI as described above are measured at FVTPL. This includes all derivative financial assets. On initial recognition, the Group may irrevocably designate a financial asset that otherwise meets the requirements to be measured at amortised cost or at FVOCI as at FVTPL if doing so eliminates or significantly reduces an accounting mismatch that would otherwise arise.

Financial assets – Business model assessment

The Group makes an assessment of the objective of the business model in which a financial asset is held at a portfolio level because this best reflects the way the business is managed and information is provided to management. The information considered includes:

- the stated policies and objectives for the portfolio and the operation of those policies in practice. These include whether management's strategy focuses on earning contractual interest income, maintaining a particular interest rate profile, matching the duration of the financial assets to the duration of any related liabilities or expected cash outflows or realising cash flows through the sale of the assets;
- how the performance of the portfolio is evaluated and reported to the Group's management;
- the risks that affect the performance of the business model (and the financial assets held within that business model) and how those risks are managed;
- how managers of the business are compensated, e.g. whether compensation is based on the fair value of the assets managed or the contractual cash flows collected; and
- the frequency, volume and timing of sales of financial assets in prior periods, the reasons for such sales and expectations about future sales activity.

3. BASIS OF PREPARATION OF CONSOLIDATED FINANCIAL STATEMENTS AND MATERIAL ACCOUNTING POLICY INFORMATION *(continued)*

3.2 Material accounting policy information *(continued)*

(e) Financial instruments *(continued)*

(ii) Classification and subsequent measurement *(continued)*

(1) Financial assets *(continued)*

Financial assets – Business model assessment (continued)

Transfers of financial assets to third parties in transactions that do not qualify for derecognition are not considered sales for this purpose, consistent with the Group's continuing recognition of the assets.

Financial assets that are held for trading or are managed and whose performance is evaluated on a fair value basis are measured at FVTPL.

Financial assets - The "SPPI" assessment

For the purposes of this assessment, "principal" is defined as the fair value of the financial asset on initial recognition. "Interest" is defined as consideration for the time value of money, for the credit risk associated with the principal amount outstanding during a particular period of time and for other basic lending risks and costs (e.g. liquidity risk and administrative costs), as well as a profit margin.

In assessing whether the contractual cash flows are solely payments of principal and interest, the Group considers the contractual terms of the instrument. This includes assessing whether the financial asset contains a contractual term that could change the timing or amount of contractual cash flows such that it would not meet this condition. In making this assessment, the Group considers:

- contingent events that would change the amount or timing of cash flows;
- terms that may adjust the contractual coupon rate, including variable-rate features;
- prepayment and extension features; and
- terms that limit the Group's claim to cash flows from specified assets (e.g. non-recourse features).

A prepayment feature is consistent with the solely payments of principal and interest criterion if the prepayment amount substantially represents unpaid amounts of principal and interest on the principal amount outstanding, which may include reasonable additional compensation for early termination of the contract. Additionally, for a financial asset acquired at a discount or premium to its contractual par amount, a feature that permits or requires prepayment at an amount that substantially represents the contractual par amount plus accrued (but unpaid) contractual interest (which may also include reasonable additional compensation for early termination) is considered consistent with this criterion, provided that the fair value of the prepayment feature is insignificant at initial recognition.

3. BASIS OF PREPARATION OF CONSOLIDATED FINANCIAL STATEMENTS AND MATERIAL ACCOUNTING POLICY INFORMATION *(continued)*

3.2 Material accounting policy information *(continued)*

(e) Financial instruments *(continued)*

(ii) Classification and subsequent measurement *(continued)*

(1) Financial assets *(continued)*

Financial assets – Subsequent measurement and gains and losses

Financial assets classified as at FVTPL These assets are subsequently measured at fair value. Net gains and losses, including any interest or dividend income, are recognised in profit or loss.

Financial assets classified as at amortised cost These assets are subsequently measured at amortised cost using the effective interest method. The amortised cost is reduced by impairment losses. Interest income, foreign exchange gains and losses and impairment are recognised in profit or loss. Any gain or loss on derecognition is recognised in profit or loss. For purchased or originated credit-impaired financial assets, the Group recognises interest by applying the credit-adjusted effective interest rate to the amortised cost of the financial asset from initial recognition. The calculation does not revert to the gross basis even if the credit risk of the financial asset subsequently improves so that the financial asset is no longer credit-impaired.

Debt investments classified as at FVOCI These assets are subsequently measured at fair value. Interest income calculated using the effective interest method, foreign exchange gains and losses and impairment are recognised in profit or loss and computed in the same manner as for financial assets measured at amortised cost. Other net gains and losses are recognised in OCI. On derecognition, gains and losses accumulated in OCI are reclassified to profit or loss.

Equity investments classified as at FVOCI These assets are subsequently measured at fair value. Dividends are recognised as income in profit or loss unless the dividend clearly represents a recovery of part of the cost of the investment. Other net gains and losses are recognised in OCI and are never reclassified to profit or loss.

3. BASIS OF PREPARATION OF CONSOLIDATED FINANCIAL STATEMENTS AND MATERIAL ACCOUNTING POLICY INFORMATION *(continued)*

3.2 Material accounting policy information *(continued)*

(e) Financial instruments *(continued)*

(ii) Classification and subsequent measurement *(continued)*

(2) Impairment of financial assets

The Group performs impairment assessment under ECL model and correspondingly recognises loss allowances on the following items:

- financial assets measured at amortised cost (including cash and cash equivalents, receivables from margin clients, reverse REPOs, accounts receivable in accordance with IFRS 15 *Revenue from Contracts with Customers* ("IFRS 15") and loans to associates and joint ventures);
- debt investments measured at FVOCI; and
- contract assets in accordance with IFRS 15.

The Group measures the loss allowances at an amount equal to lifetime ECLs, except for the following, which are measured at 12-month ECLs:

- debt securities that are determined to have low credit risk at the reporting date; and
- other debt securities and bank balances for which credit risk (i.e. the risk of default occurring over the expected life of the financial instrument) has not increased significantly since initial recognition.

The Group always recognises lifetime ECLs for trade receivables and contract assets that result from transactions within the scope of IFRS 15, and that do not contain a significant financing component in accordance with IFRS 15 (or when the Group applies the practical expedient in accordance with IFRS 15). The ECLs on these assets are assessed individually for debtors with significant balances or for assets where credit losses have been incurred and/or collectively using a provision matrix with appropriate groupings.

The amount of ECL is updated at each reporting date to reflect changes in credit risk since initial recognition.

3. BASIS OF PREPARATION OF CONSOLIDATED FINANCIAL STATEMENTS AND MATERIAL ACCOUNTING POLICY INFORMATION *(continued)*

3.2 Material accounting policy information *(continued)*

(e) Financial instruments *(continued)*

(ii) Classification and subsequent measurement *(continued)*

(2) Impairment of financial assets *(continued)*

When determining whether the credit risk of a financial asset has increased significantly since initial recognition and when estimating ECLs, the Group considers reasonable and supportable information including forward-looking information that is relevant and available without undue cost or effort.

In particular, the following information is taken into account when assessing whether credit risk has increased significantly:

- significant changes in external market indicators of credit risk for a particular financial instrument or similar financial instruments with the same expected life;
- an actual or expected significant deterioration in the financial instrument's external or internal (if available) credit rating;
- an actual or expected internal credit rating downgrade for the borrower;
- existing or forecast adverse changes in business, financial or economic conditions that are expected to cause a significant decrease in the debtor's ability to meet its debt obligations;
- an actual or expected significant deterioration in the operating results of the debtor;
- an actual or expected significant adverse change in the regulatory, economic, or technological environment of the debtor that results in a significant decrease in the debtor's ability to meet its debt obligations;
- significant deterioration in the value of the collateral supporting the obligation or the quality of third-party guarantees or credit enhancements;
- an actual or expected significant deterioration in the quality of credit enhancement; and
- significant changes in the expected performance and behaviour of the borrower.

3. BASIS OF PREPARATION OF CONSOLIDATED FINANCIAL STATEMENTS AND MATERIAL ACCOUNTING POLICY INFORMATION *(continued)*

3.2 Material accounting policy information *(continued)*

(e) Financial instruments *(continued)*

(ii) Classification and subsequent measurement *(continued)*

(2) Impairment of financial assets *(continued)*

Depending on the nature of the financial instruments, the Group identifies significant changes in credit risk on individual financial instruments or a group or sub-group of financial instruments. For the purpose of determining significant increases in credit risk on a collective basis, the Group groups financial instruments on the basis of shared credit risk characteristics, which may include past-due status and credit risk ratings.

Lifetime ECLs are the ECLs that result from all possible default events over the expected life of a financial instrument.

12-month ECLs are the portion of ECLs that result from default events that are possible within the 12 months after the reporting date (or a shorter period if the expected life of the instrument is less than 12 months).

The maximum period considered when estimating ECLs is the maximum contractual period over which the Group is exposed to credit risk.

Measurement of ECLs

ECLs are a probability-weighted estimate of credit losses. Credit losses are measured as the present value of all cash shortfalls (i.e. the difference between the cash flows due to the entity in accordance with the contract and the cash flows that the Group expects to receive).

ECLs are discounted at the effective interest rate of the financial asset.

Credit-impaired financial assets

At each reporting date, the Group assesses whether financial assets carried at amortised cost and debt securities at FVOCI are credit-impaired. A financial asset is "credit-impaired" when one or more events that have a detrimental impact on the estimated future cash flows of the financial asset have occurred.

3. BASIS OF PREPARATION OF CONSOLIDATED FINANCIAL STATEMENTS AND MATERIAL ACCOUNTING POLICY INFORMATION *(continued)*

3.2 Material accounting policy information *(continued)*

(e) Financial instruments *(continued)*

(ii) Classification and subsequent measurement *(continued)*

(2) Impairment of financial assets *(continued)*

Credit-impaired financial assets (continued)

Evidence that a financial asset is credit-impaired includes the following observable data:

- significant financial difficulty of the borrower or issuer;
- a breach of contract, such as a default or being overdue;
- the restructuring of a loan or advance by the Group on terms that the Group would not consider otherwise;
- the probability that the borrower will enter bankruptcy or undergo other financial reorganisation is deemed probable;
- the disappearance of an active market for a security because of financial difficulties;
- the purchase or origination of a financial asset at a deep discount that reflects the incurred credit losses.

Presentation of allowance for ECL in the statement of financial position

The allowance for ECL for financial assets measured at amortised cost is deducted from the gross carrying amount of the assets.

For debt securities at FVOCI, the allowance for ECL is charged to profit or loss and is recognised in OCI.

Write-off policy

The gross carrying amount of a financial asset is written off when the Group has no reasonable expectations of recovering the financial asset in its entirety or a portion thereof. The Group expects no significant recovery from the amount written off. However, financial assets that are written off could still be subject to enforcement activities in order to comply with the Group's procedures for the recovery of amounts due.

3. BASIS OF PREPARATION OF CONSOLIDATED FINANCIAL STATEMENTS AND MATERIAL ACCOUNTING POLICY INFORMATION *(continued)*

3.2 Material accounting policy information *(continued)*

(e) Financial instruments *(continued)*

(ii) Classification and subsequent measurement *(continued)*

(3) Financial liabilities and equity – Classification, subsequent measurement and gains and losses

Equity instruments

An equity instrument is any contract that evidences a residual interest in the assets of an entity after deducting all of its liabilities. Equity instruments issued by the Group are recognised at the proceeds received, net of direct issue costs.

Perpetual instruments, which include no contractual obligation for the Group to deliver cash or other financial assets or of which the Group has the sole discretion to indefinitely defer payment for distribution or redemption are classified as equity instruments.

Repurchase of the Group's own equity instruments is recognised in and deducted directly from equity. No gain or loss is recognised in profit or loss for the purchase, sale, issue or cancellation of the Group's own equity instruments.

Financial liabilities

Financial liabilities are classified as measured at FVTPL or amortised cost.

Financial liabilities at FVTPL are measured at fair value and net gains and losses, including any interest expense, are recognised in profit or loss. For financial liabilities that are designated as at FVTPL, the amount of changes in the fair value of the financial liability that is attributable to changes in the credit risk of that liability is recognised in other comprehensive income, unless the recognition of the effects of changes in the liability's credit risk in other comprehensive income would create or enlarge an accounting mismatch in profit or loss. Changes in fair value attributable to a financial liability's credit risk that are recognised in other comprehensive income are not subsequently reclassified to profit or loss; instead, they are transferred to retained profits upon derecognition of the financial liability.

Financial liabilities at amortised cost are subsequently measured at amortised cost using the effective interest method.

3. BASIS OF PREPARATION OF CONSOLIDATED FINANCIAL STATEMENTS AND MATERIAL ACCOUNTING POLICY INFORMATION *(continued)*

3.2 Material accounting policy information *(continued)*

(e) Financial instruments *(continued)*

(iii) Derecognition

Financial assets

The Group derecognises a financial asset when the contractual rights to the cash flows from the financial asset expire, or it transfers the contractual rights to receive the cash flows of the financial asset in a transaction in which substantially all the risks and rewards of ownership of the financial asset are transferred or in which the Group neither transfers nor retains substantially all of the risks and rewards of ownership and does not retain control of the financial asset.

The Group enters into transactions whereby it transfers assets recognised in its statement of financial position, but retains either all or substantially all of the risks and rewards of the transferred assets. In these cases, the transferred assets are not derecognised.

Financial liabilities

The Group derecognises a financial liability when its contractual obligations are discharged, cancelled, or expired. The Group also derecognises a financial liability when the terms of the financial liability are substantially modified and the cash flows of the modified liability are substantially different, in which case a new financial liability based on the modified terms is recognised at fair value.

On derecognition of a financial liability, the difference between the carrying amount extinguished and the consideration paid (including any non-cash assets transferred or liabilities assumed) is recognised in profit or loss.

(iv) Offsetting

Financial assets and financial liabilities are offset and the net amount presented in the statement of financial position when, and only when, the Group currently has a legally enforceable right to set off the amounts and it intends either to settle them on a net basis or to realise the asset and settle the liability simultaneously.

3. BASIS OF PREPARATION OF CONSOLIDATED FINANCIAL STATEMENTS AND MATERIAL ACCOUNTING POLICY INFORMATION *(continued)*

3.2 Material accounting policy information *(continued)*

(e) Financial instruments *(continued)*

(v) Fair value measurement principles

If there is an active market for a financial asset or financial liability, the quoted market price without adjusting for transaction costs that may be incurred upon future disposal or settlement is used to establish the fair value of the financial asset or financial liability. For a financial asset held or a financial liability to be assumed, the quoted price is the current bid price. For a financial asset to be acquired or a financial liability assumed, the quoted price is the current asking price. Quoted prices from an active market are prices that are readily and regularly available from an exchange, dealer, broker, industry group or pricing service agency, and represent actual and regularly occurring market transactions on an arm's length basis.

If no active market exists for a financial instrument, a valuation technique is used to establish the fair value. Valuation techniques include using recent arm's length market transactions between knowledgeable willing parties, reference to the current fair value of another instrument that is substantially the same, discounted cash flow analysis and option pricing models. Where discounted cash flow technique is used, future cash flows are estimated based on management's best estimates and the discount rate used is the prevailing market rate applicable for an instrument with similar terms and conditions at the end of the year. Where other pricing models are used, inputs are based on market data at the end of the year.

In estimating the fair value of a financial asset or financial liability, the Group considers all factors including, but not limited to, risk-free interest rate, credit risk, foreign exchange rate and market volatility, that are likely to affect the fair value of the financial asset or financial liability.

The Group obtains market data from the same market where the financial instrument was originated or purchased.

3. BASIS OF PREPARATION OF CONSOLIDATED FINANCIAL STATEMENTS AND MATERIAL ACCOUNTING POLICY INFORMATION *(continued)*

3.2 Material accounting policy information *(continued)*

(e) Financial instruments *(continued)*

(vi) Derivative financial instruments and hedge accounting

(1) Derivative financial instruments

Derivative financial instruments are initially measured at fair value at the date a derivative contract is entered into and are subsequently measured at fair value. Changes in fair value of these derivative financial instruments other than those designated as hedging instruments are recognised in profit or loss. Fair values are obtained from quoted market prices in active markets or are determined using valuation techniques, including discounted cash flow model and option pricing model as appropriate.

A derivative instrument is recognised as an asset when the fair value is positive and as a liability when the fair value is negative.

Derivatives embedded in hybrid contracts that contain financial asset hosts within the scope of IFRS 9 are not separated. The entire hybrid contract is classified and subsequently measured in its entirety as either amortised cost or fair value as appropriate.

Derivatives embedded in non-derivative host contracts that are not financial assets within the scope of IFRS 9 are treated as separate derivatives when they meet the definition of a derivative, their risks and characteristics are not closely related to those of the host contracts and the host contracts are not measured at FVTPL.

(2) Hedge accounting

The Group designates certain derivatives as hedging instruments for fair value hedges or hedges of net investments in foreign operations.

3. BASIS OF PREPARATION OF CONSOLIDATED FINANCIAL STATEMENTS AND MATERIAL ACCOUNTING POLICY INFORMATION *(continued)*

3.2 Material accounting policy information *(continued)*

(e) Financial instruments *(continued)*

(vi) **Derivative financial instruments and hedge accounting** *(continued)*

(2) *Hedge accounting (continued)*

At the inception of the hedging relationship, the Group documents the relationship between the hedging instrument and the hedged item, along with its risk management objectives and its strategy for undertaking various hedge transactions. Furthermore, at the inception of the hedge and on an ongoing basis, the Group assesses whether the hedging instrument is highly effective in offsetting changes in fair values of the hedged item attributable to the hedged risk.

Certain derivative transactions, while providing effective economic hedges under the Group's risk management positions, do not qualify for hedge accounting and are therefore treated as derivatives held for trading with fair value gains or losses recognised in profit or loss.

Assessment of hedging relationship and effectiveness

For hedge effectiveness assessment, the Group considers whether the hedging instrument is effective in offsetting changes in fair values or cash flows of the hedged item attributable to the hedged risk, which is when the hedging relationships meet all of the following hedge effectiveness requirements:

- there is an economic relationship between the hedged item and the hedging instrument;
- the effect of credit risk does not dominate the value changes that result from that economic relationship; and
- the hedge ratio of the hedging relationship is the same as that resulting from the quantity of the hedged item that the Group actually hedges and the quantity of the hedging instrument that the entity actually uses to hedge that quantity of the hedged item.

3. BASIS OF PREPARATION OF CONSOLIDATED FINANCIAL STATEMENTS AND MATERIAL ACCOUNTING POLICY INFORMATION *(continued)*

3.2 Material accounting policy information *(continued)*

(e) Financial instruments *(continued)*

(vi) Derivative financial instruments and hedge accounting *(continued)*

(2) Hedge accounting *(continued)*

Assessment of hedging relationship and effectiveness (continued)

If a hedging relationship ceases to meet the hedge effectiveness requirement relating to the hedge ratio but the risk management objective for that designated hedging relationship remains the same, the Group adjusts the hedge ratio of the hedging relationship (i.e., rebalances the hedge) so that it meets the qualifying criteria again.

Hedges which meet the strict criteria for hedge accounting are accounted for in accordance with the Group's accounting policy as set out below.

(3) Fair value hedges

Fair value hedges are hedges of the Group's exposure to changes in the fair value of a recognised asset or liability or an unrecognised firm commitment, or an identified portion of such an asset, liability or unrecognised firm commitment, that is attributable to a particular risk and could affect the profit or loss. For fair value hedges, the carrying amount of the hedged item is adjusted for gains and losses attributable to the risk being hedged, the derivative is remeasured at fair value and the gains and losses from both are taken to profit or loss. For hedged items recorded at amortised cost, the difference between the carrying value of the hedged item and the face value is amortised over the remaining term of the original hedge using the effective interest rate method.

The Group discontinues fair value hedge accounting if the hedging instrument expires or is sold, terminated or exercised, or if the hedge no longer meets the criteria for hedge accounting. If the hedged items are derecognised, the unamortised fair value is recorded in profit or loss.

(4) Hedges of net investments in foreign operations

Hedges of net investments in foreign operations are hedges of the foreign currency risk of net investments in foreign operations. The portion of the gain or loss on the hedging instrument that is determined to be an effective hedge is recognised in other comprehensive income. The ineffective portion is recognised immediately in profit or loss and included in the statement of profit or loss. The cumulative gain or loss on the hedging instrument relating to the effective portion of the hedge that has been accumulated in equity is reclassified to profit or loss on the disposal or partial disposal of the foreign operation.

3. BASIS OF PREPARATION OF CONSOLIDATED FINANCIAL STATEMENTS AND MATERIAL ACCOUNTING POLICY INFORMATION *(continued)*

3.2 Material accounting policy information *(continued)*

(f) Financial assets held under resale agreements and financial assets sold under repurchase agreements

Financial assets purchased under agreements to resell are reported not as purchases of the assets but as receivables and are carried in the statement of financial position at amortised cost.

Financial assets sold subject to a simultaneous agreement to repurchase these assets are retained in the statement of financial position and measured in accordance with their original measurement principles. The proceeds from the sale are reported as liabilities and are carried at amortised cost.

Interest earned on resale agreements and interest incurred on repurchase agreements are recognised respectively as interest income and interest expenses over the life of each agreement using the effective interest method.

(g) Property and equipment

(i) Recognition and measurement

Items of property and equipment are stated at cost less accumulated depreciation and impairment losses (note 3.2(l)). Property and equipment under construction are stated at cost less impairment losses (note 3.2(l)).

The cost of a purchased property and equipment asset comprises the purchase price, related taxes, and any expenditure directly attributable to bringing the asset into working condition for its intended use.

Costs of construction in progress include any costs directly attributable to bringing the asset to the location and condition necessary for it to be capable of operating in the manner intended by management, including costs of testing whether the related assets are functioning properly and, for qualifying assets, borrowing costs eligible for capitalisation.

3. BASIS OF PREPARATION OF CONSOLIDATED FINANCIAL STATEMENTS AND MATERIAL ACCOUNTING POLICY INFORMATION *(continued)*

3.2 Material accounting policy information *(continued)*

(g) Property and equipment *(continued)*

(ii) Subsequent costs

The subsequent costs, including the cost of replacing part of an item of property or equipment, are recognised in the carrying amount of the item if the recognition criteria are satisfied, and the carrying amount of the replaced part is derecognised. The costs of the day-to-day servicing of property and equipment are recognised in profit or loss as incurred.

(iii) Depreciation

Depreciation is recognised in profit or loss on a straight-line basis over the estimated useful lives of property and equipment. Where the individual component parts of an item of property and equipment have different useful lives or provide benefits to the Group in different patterns, each part is depreciated separately. The estimated useful lives and the estimated rate of net residual values of each class of property and equipment are as follows:

	Estimated useful life	Estimated rate of net residual value
Buildings	20 to 35 years	3% to 5%
Office equipment	2 to 5 years	0% to 10%
Furniture and fixtures	3 to 15 years	0% to 10%
Motor vehicles	3 to 5 years	0% to 10%
Leasehold improvements	Benefit period	Nil

No depreciation is provided in respect of property and equipment under construction.

Depreciation methods, useful lives and net residual values are reassessed at the end of the reporting period, and adjusted prospectively, if appropriate.

(iv) Gains or losses from the retirement or disposal

Gains or losses arising from the retirement or disposal of property and equipment are determined as the difference between the net disposal proceeds and the carrying amount of the asset and are recognised in profit or loss on the date of disposal or retirement.

3. BASIS OF PREPARATION OF CONSOLIDATED FINANCIAL STATEMENTS AND MATERIAL ACCOUNTING POLICY INFORMATION *(continued)*

3.2 Material accounting policy information *(continued)*

(h) Leases

(i) *Definition of a lease*

A contract is, or contains, a lease if the contract conveys the right to control the use of an identified asset for a period of time in exchange for consideration.

(ii) *The Group as a lessee*

Allocation of consideration to components of a contract

For a contract that contains a lease component and one or more additional lease or non-lease components, the Group allocates the consideration in the contract to each lease component on the basis of the relative stand-alone price of the lease component and the aggregate stand-alone price of the non-lease components.

The Group also applies the practical expedient not to separate non-lease components from lease component, and instead to account for the lease component and any associated non-lease components as a single lease component.

Short-term leases and leases of low-value assets

The Group applies the short-term lease recognition exemption to leases that have a lease term of 12 months or less from the commencement date (i.e. the date the underlying asset is available for use) and that do not contain a purchase option. It also applies the recognition exemption for leases of low-value assets. Lease payments on short-term leases and leases of low-value assets are recognised as an expense on a straight-line basis over the lease term.

Right-of-use assets

Except for short-term leases and leases of low value assets, the Group recognises right-of-use assets at the commencement date of the lease. Right-of-use assets are measured at cost, less any accumulated depreciation and impairment losses, and adjusted for any remeasurement of lease liabilities.

3. BASIS OF PREPARATION OF CONSOLIDATED FINANCIAL STATEMENTS AND MATERIAL ACCOUNTING POLICY INFORMATION *(continued)*

3.2 Material accounting policy information *(continued)*

(h) Leases *(continued)*

(ii) *The Group as a lessee* *(continued)*

Right-of-use assets *(continued)*

The cost of right-of-use assets includes:

- the amount of the initial measurement of the lease liability;
- any lease payments made at or before the commencement date, less any lease incentives received;
- any initial direct costs incurred by the Group; and
- an estimate of costs to be incurred by the Group in dismantling and removing the underlying assets, restoring the site on which it is located or restoring the underlying asset to the condition required by the terms and conditions of the lease.

Right-of-use assets in which the Group is reasonably certain to obtain ownership of the underlying leased assets at the end of the lease term are depreciated from the commencement date to the end of the useful life. Otherwise, right-of-use assets are depreciated on a straight-line basis over the shorter of their estimated useful lives and the lease terms.

Lease liabilities

At the commencement date of a lease, the Group recognises and measures the lease liability at the present value of lease payments that are unpaid at that date. In calculating the present value of lease payments, the Group uses the incremental borrowing rate at the lease commencement date if the interest rate implicit in the lease is not readily determinable.

3. BASIS OF PREPARATION OF CONSOLIDATED FINANCIAL STATEMENTS AND MATERIAL ACCOUNTING POLICY INFORMATION *(continued)*

3.2 Material accounting policy information *(continued)*

(h) Leases *(continued)*

(ii) **The Group as a lessee** *(continued)*

Lease liabilities (continued)

The lease payments include:

- fixed payments (including in-substance fixed payments) less any lease incentives receivable;
- variable lease payments that depend on an index or a rate, initially measured using the index or rate as at the commencement date;
- amounts expected to be payable by the Group under residual value guarantees;
- the exercise price of a purchase option if the Group is reasonably certain to exercise the option; and
- payments of penalties for terminating a lease, if the lease term reflects the Group exercising an option to terminate the lease.

After the commencement date, lease liabilities are adjusted by interest accretion and lease payments.

The Group remeasures the lease liability (and makes a corresponding adjustment to the related right-of-use assets) whenever:

- within the control, the lease term has changed due to the assessment of exercise of an extension or termination option or actual exercise of the aforesaid options is inconsistent with the original assessment results, in which case, the Group shall determine the revised lease payments on the basis of the revised lease term; or there is a change in the assessment of exercise of a purchase option, in which case, the Group shall determine the revised lease payments to reflect the change in amounts payable under the purchase option. The related lease liability is remeasured by discounting the revised lease payments using a revised discount rate at the date of reassessment;

3. BASIS OF PREPARATION OF CONSOLIDATED FINANCIAL STATEMENTS AND MATERIAL ACCOUNTING POLICY INFORMATION *(continued)*

3.2 Material accounting policy information *(continued)*

(h) Leases *(continued)*

(ii) *The Group as a lessee* *(continued)*

Lease liabilities *(continued)*

- the lease payments change due to changes in an index or a rate (except floating interest rate) or a change in expected payment under a guaranteed residual value, in which cases the related lease liability is remeasured by discounting the revised lease payments using the initial discount rate. The change in lease payments results from a change in floating interest rates, in which case, the Group shall use a revised discount rate that reflects changes in the interest rate.

Lease modifications

The Group accounts for a lease modification as a separate lease if:

- the modification increases the scope of the lease by adding the right to use one or more underlying assets; and
- the consideration for the lease increases by an amount commensurate with the stand-alone price for the increase in scope and any appropriate adjustments to that stand-alone price to reflect the circumstances of the particular contract.

For a lease modification that is not accounted for as a separate lease, the Group remeasures the lease liability, less any lease incentives receivable, based on the lease term of the modified lease by discounting the revised lease payments using a revised discount rate at the effective date of the modification.

The Group accounts for the remeasurement of lease liabilities by making corresponding adjustments to the relevant right-of-use assets. When the modified contract contains a lease component and one or more additional lease or non-lease components, the Group allocates the consideration in the modified contract to each lease component on the basis of the relative stand-alone price of the lease component and the aggregate stand-alone price of the non-lease components.

(Expressed in RMB, unless otherwise stated)

3. BASIS OF PREPARATION OF CONSOLIDATED FINANCIAL STATEMENTS AND MATERIAL ACCOUNTING POLICY INFORMATION *(continued)*

3.2 Material accounting policy information *(continued)*

(i) Investment properties

Investment properties comprise real estate properties held for the purpose of earning rental income and/or for capital appreciation. The Group's investment properties are accounted for using the cost model, which are stated in the financial statements at cost less accumulated depreciation and impairment losses (see note 3.2(l)). Subsequent expenditure is capitalised only when it is probable that the future economic benefits associated with the expenditure will flow to the Group. Ongoing repairs and maintenance are expensed as incurred.

An investment property shall be derecognised on disposal or when the investment property is permanently withdrawn from use and no future economic benefits are expected from its disposal. When an investment property is sold, transferred, retired or damaged, the Group recognises the amount of any proceeds on disposal, net of the carrying amount and related expenses in the consolidated statement of profit or loss.

The estimated useful lives and the estimated rate of net residual values of investment properties are as follows:

	Estimated useful life	Estimated rate of net residual value
Investment properties	30 years	3%

(j) Intangible assets

Intangible assets are stated in the statement of financial position at cost less accumulated amortisation (where the estimated useful life is finite) and impairment losses (note 3.2(l)).

Useful lives of intangible assets are determined as the period that the assets are expected to generate economic benefits for the Group, and when there is no foreseeable limit on the period of time over which the asset is expected to generate economic benefits for the Group, the intangible assets are regarded as having an indefinite useful life.

3. BASIS OF PREPARATION OF CONSOLIDATED FINANCIAL STATEMENTS AND MATERIAL ACCOUNTING POLICY INFORMATION *(continued)*

3.2 Material accounting policy information *(continued)*

(j) Intangible assets *(continued)*

Amortisation of an intangible asset with a finite useful life is charged to profit or loss on a straight-line basis over its estimated useful life. Both the period and method of amortisation are reviewed annually and adjusted prospectively, if appropriate.

Intangible assets are not amortised while their useful lives are assessed to be indefinite. Any conclusion that the useful life of an intangible asset is indefinite is reviewed annually to determine whether events and circumstances continue to support the indefinite useful life assessment for that asset. If they do not, the change in the useful life assessment from indefinite to finite is accounted for prospectively from the date of change and in accordance with the policy for amortisation of intangible assets with finite lives as set out above.

The self-developed software and software acquired from third party shall be amortised over 5 to 10 years. The trademark rights and the securities trading seat rights in Chinese mainland shall be amortised over 10 years.

Expenditure on research activities is recognised as an expense in the period in which it is incurred.

An internally generated intangible asset arising from development activities (or from the development phase of an internal project) is recognised if, and only if, all of the following have been demonstrated:

- the technical feasibility of completing the intangible asset so that it will be available for use or sale;
- the intention to complete the intangible asset and to use or sell it;
- the ability to use or sell the intangible asset;
- how the intangible asset will generate probable future economic benefits;
- the availability of adequate technical, financial and other resources to complete the development and to use or sell the intangible asset; and
- the ability to measure reliably the expenditure attributable to the intangible asset during its development.

3. BASIS OF PREPARATION OF CONSOLIDATED FINANCIAL STATEMENTS AND MATERIAL ACCOUNTING POLICY INFORMATION *(continued)*

3.2 Material accounting policy information *(continued)*

(j) Intangible assets *(continued)*

The amount initially recognised for an internally generated intangible asset is the sum of the expenditure incurred from the date when the intangible asset first meets the recognition criteria listed above. Where no internally generated intangible asset can be recognised, development expenditure is recognised in profit or loss in the period in which it is incurred.

Subsequent to initial recognition, internally generated intangible assets are reported at cost less accumulated amortisation and accumulated impairment losses (if any), on the same basis as intangible assets that are acquired separately.

(k) Contract assets and contract liabilities

A contract asset is recognised when the Group recognises revenue (see note 3.2(p)) before being unconditionally entitled to the consideration under the payment terms set out in the contract. Contract assets are assessed for ECLs in accordance with the policy set out in note 3.2(e)(ii)(2) and are reclassified to receivables when the right to the consideration has become unconditional.

A contract liability is recognised when the customer pays consideration before the Group recognises the related revenue (see note 3.2(p)). A contract liability would also be recognised if the Group has an unconditional right to receive consideration before the Group recognises the related revenue. In such cases, a corresponding receivable would also be recognised.

For a single contract with the customer, either a net contract asset or a net contract liability is presented. For multiple contracts, contract assets and contract liabilities of unrelated contracts are not presented on a net basis. When the contract includes a significant financing component, the contract balance includes interest accrued under the effective interest method.

3. BASIS OF PREPARATION OF CONSOLIDATED FINANCIAL STATEMENTS AND MATERIAL ACCOUNTING POLICY INFORMATION *(continued)*

3.2 Material accounting policy information *(continued)*

(I) Impairment of non-financial assets

Internal and external sources of information are reviewed at the end of the year to identify indications that the following assets may be impaired or an impairment loss previously recognised no longer exists or may have decreased:

- property and equipment (other than properties carried at revalued amounts);
- investment properties;
- intangible assets;
- right-of-use assets;
- investments in subsidiaries, associates and joint ventures; and
- goodwill.

If any impairment indication exists, the asset's recoverable amount is estimated. In addition, for goodwill and intangible assets that are not yet available for use and intangible assets that have indefinite useful lives, the recoverable amounts are estimated annually, whether or not there is any indication of impairment.

- Calculation of recoverable amount

The recoverable amount of an asset is the greater of its fair value less costs of disposal and value in use. In assessing value in use, the estimated future cash flows are discounted to their present value using a pre-tax discount rate that reflects current market assessments of the time value of money and the risks specific to the asset. Where an asset does not generate cash inflows largely independent of those from other assets, the recoverable amount is determined for the smallest group of assets that generates cash inflows independently (i.e. a CGU).

3. BASIS OF PREPARATION OF CONSOLIDATED FINANCIAL STATEMENTS AND MATERIAL ACCOUNTING POLICY INFORMATION *(continued)*

3.2 Material accounting policy information *(continued)*

(l) Impairment of non-financial assets *(continued)*

- Recognition of impairment losses

An impairment loss is recognised in profit or loss if the carrying amount of an asset, or the CGU to which it belongs, exceeds its recoverable amount. Impairment losses recognised in respect of a CGU are allocated first to reduce the carrying amount of any goodwill allocated to the CGU (or group of units) and then to reduce the carrying amount of the other assets in the unit (or group of units) on a pro rata basis, except that the carrying amount of an asset will not be reduced below its individual fair value less costs of disposal (if measurable) or value in use (if determinable).

- Reversals of impairment losses

In respect of assets other than goodwill, an impairment loss is reversed if there has been a favourable change in the estimates used to determine the recoverable amount. An impairment loss in respect of goodwill is not reversed.

A reversal of an impairment loss is limited to the asset's carrying amount that would have been determined had no impairment loss been recognised in prior years. Reversals of impairment losses are credited to profit or loss in the year in which the reversals are recognised.

(m) Provisions and contingent liabilities

Provisions are recognised when the Group has a legal or constructive obligation arising as a result of a past event, it is probable that an outflow of economic benefits will be required to settle the obligation and a reliable estimate can be made. Where the time value of money is material, provisions are stated at the present value of the expenditure expected to settle the obligation.

A contingent liability is a present obligation arising from past events but is not recognised because it is not probable that an outflow of resources embodying economic benefits will be required to settle the obligation, or the amount of the obligation cannot be measured with sufficient reliability.

3. BASIS OF PREPARATION OF CONSOLIDATED FINANCIAL STATEMENTS AND MATERIAL ACCOUNTING POLICY INFORMATION *(continued)*

3.2 Material accounting policy information *(continued)*

(m) Provisions and contingent liabilities *(continued)*

Where the Group is jointly and severally liable for an obligation, the part of the obligation that is expected to be met by other parties is treated as a contingent liability and it is not recognised in the consolidated financial statements.

The Group assesses continually to determine whether an outflow of resources embodying economic benefits has become probable. If it becomes probable that an outflow of future economic benefits will be required for an item previously dealt with as a contingent liability, a provision is recognised in the consolidated financial statements in the reporting period in which the change in probability occurs, except in the extremely rare circumstances where no reliable estimate can be made.

(n) Employee benefits

(i) Short-term employee benefits and contributions to defined contribution retirement plans

Salaries, annual bonuses, paid annual leave, contributions to defined contribution retirement plans and the cost of non-monetary benefits are accrued in the period in which the associated services are rendered by employees. Where payment or settlement is deferred and the effect is material, these amounts are stated at their present values.

Pursuant to the relevant laws and regulations in the PRC, the Group participates in the social pension schemes for employees arranged by local government labour and security authorities. The Group makes contributions to the retirement schemes at the applicable rates based on the amounts stipulated by the government. The contributions are charged to profit or loss on an accrual basis. When employees retire, the local labour and security authorities are responsible for the payment of the basic retirement benefits to the retired employees.

The Group also participates in the Mandatory Provident Fund Scheme (the "MPF Scheme") for its employees in Hong Kong under the Mandatory Provident Fund Schemes Ordinance and there are no forfeited contributions that may be used by the Group to reduce the existing level of contributions.

3. BASIS OF PREPARATION OF CONSOLIDATED FINANCIAL STATEMENTS AND MATERIAL ACCOUNTING POLICY INFORMATION *(continued)*

3.2 Material accounting policy information *(continued)*

(n) Employee benefits *(continued)*

(ii) Other long-term employee benefits

The Group's net obligation in respect of long-term employee benefits is the amount of future benefit that employees have earned in return for their services in the current and prior periods. That benefit is discounted to determine its present value. Remeasurements are recognised in profit or loss in the period in which they arise.

(iii) Termination benefits

A liability for a termination benefit is recognised at the earlier of when the Group can no longer withdraw the offer of the termination benefit and when it recognises any related restructuring costs.

(o) Offsetting

Income and expenses are presented on a net basis only when permitted by the accounting standards, or for gains and losses arising from a group of similar transactions, such as in the Group's trading activity.

(p) Revenue recognition

Revenue from contracts with customers is recognised when control of the services underlying the particular performance obligation is transferred to the customer.

A performance obligation represents a service (or a bundle of services) that is distinct or a series of distinct services that are substantially the same and have the same pattern of transfer to the clients.

3. BASIS OF PREPARATION OF CONSOLIDATED FINANCIAL STATEMENTS AND MATERIAL ACCOUNTING POLICY INFORMATION *(continued)*

3.2 Material accounting policy information *(continued)*

(p) Revenue recognition *(continued)*

The Group accounts for a contract with a client only when all of the following criteria are met:

- the parties to the contract have approved the contract and are committed to performing their respective obligations;
- each party's rights regarding the services to be transferred can be identified;
- the payment terms for the services to be transferred can be identified;
- the contract has commercial substance; and
- it is probable that the consideration to which the Group is entitled in exchange for the services to be transferred to the clients will be collected.

When a contract with a client does not meet the criteria stated above and the Group receives consideration from the client, the Group recognises the consideration received as revenue only when the Group has no remaining obligations to transfer services to the client, and all or substantially all of the consideration promised by the client has been received by the Group is non-refundable, or the contract has been terminated and the consideration received from the client is non-refundable and the consideration received from a client will be recognised as a contract liability.

Control is transferred over time and revenue is recognised over time by reference to the progress towards complete satisfaction of the relevant performance obligation if one of the following criteria is met:

- the client simultaneously receives and consumes the benefits provided by the Group's performance as the Group performs;
- the Group's performance creates or enhances an asset that the client controls as the Group performs;
or
- the Group's performance does not create an asset with an alternative use to the Group and the Group has an enforceable right to payment for performance completed to date.

3. BASIS OF PREPARATION OF CONSOLIDATED FINANCIAL STATEMENTS AND MATERIAL ACCOUNTING POLICY INFORMATION *(continued)*

3.2 Material accounting policy information *(continued)*

(p) Revenue recognition *(continued)*

Otherwise, revenue is recognised at a point in time when the client obtains control of the distinct service.

When the consideration in a contract includes a variable amount, the amount of consideration is estimated as the amount to which the Group will be entitled in exchange for transferring the promised services to the client. The estimated amount of variable consideration is included in the transaction price only to the extent that it is highly probable that a significant revenue reversal in the amount of cumulative revenue recognised will not occur when the uncertainty associated with the variable consideration is subsequently resolved.

At the end of each reporting period, the Group updates the estimated transaction price to represent faithfully the circumstances present at the end of the reporting period and the changes in circumstances during the reporting period.

When another party is involved in providing services to a client, the Group determines whether the nature of its promise is a performance obligation to provide the specified services itself as a principal or to arrange, as an agent, for the other party to provide those services.

The Group is a principal if it controls the specified service before that service is transferred to a client.

The Group is an agent if its performance obligation is to arrange for the provision of the specified service by another party. In this case, the Group does not control the specified service provided by another party before that service is transferred to the client. When the Group acts as an agent, it recognises revenue in the amount of any fee or commission to which it expects to be entitled in exchange for arranging for the other party to provide the specified services.

Where a contract contains a financing component which provides a significant financing benefit to the client for more than 12 months, revenue is measured at the present value of the amount receivable, discounted using the discount rate that would be reflected in a separate financing transaction with the client, and interest income is accrued separately under the effective interest method. Where a contract contains a financing component which provides a significant financing benefit to the Group, revenue recognised under that contract includes the interest expense accreted on the contract liability under the effective interest method. The Group takes advantage of the practical expedient in IFRS 15 and does not adjust the consideration for any effects of a significant financing component if the financing period is 12 months or less.

3. BASIS OF PREPARATION OF CONSOLIDATED FINANCIAL STATEMENTS AND MATERIAL ACCOUNTING POLICY INFORMATION *(continued)*

3.2 Material accounting policy information *(continued)*

(p) Revenue recognition *(continued)*

Further details of the Group's revenue and other income recognition policies are as follows:

(i) Underwriting and sponsoring fees, financial advisory fees and investment advisory fees

Underwriting and sponsoring fees are recognised when the Group has fulfilled its obligations under the underwriting and sponsoring contract.

Depending on the nature of the services and the contract terms, financial advisory fees and investment advisory fees are recognised in profit or loss over time using a method that depicts the Group's performance, or at a point in time when the service is completed.

(ii) Asset management fees

Asset management fees include periodic management fees calculated based on assets under management and performance-based fees. The fees are recognised progressively over time using a method that depicts the Group's performance, to the extent that it is highly probable that a significant reversal in the amount of cumulative revenue recognised will not occur.

(iii) Brokerage commission income

Brokerage commission income includes commission income from brokerage trading of securities and leasing out trading seats. Commission income from brokerage trading of securities is recognised on the trade date basis when the relevant transactions are executed.

(iv) Dividend income

Dividend income from investments is recognised when the rights to receive payment have been established.

3. BASIS OF PREPARATION OF CONSOLIDATED FINANCIAL STATEMENTS AND MATERIAL ACCOUNTING POLICY INFORMATION *(continued)*

3.2 Material accounting policy information *(continued)*

(q) Expenses recognition

(i) Interest expenses

Interest expenses are accrued on a time proportion basis with reference to the amortised cost and the applicable effective interest rate.

(ii) Fee and commission expenses

Fee and commission expenses are charged to profit or loss on an accrual basis.

(iii) Other expenses

Other expenses are recognised on an accrual basis.

(r) Borrowing costs

Borrowing costs directly attributable to the acquisition, construction or production of qualifying assets, which are assets that necessarily take a substantial period of time to get ready for their intended use or sale, are added to the cost of those assets until such time as the assets are substantially ready for their intended use or sale.

All other borrowing costs are recognised in profit or loss in the period in which they are incurred.

(s) Income tax

Income tax expense comprises current tax and movements in deferred tax assets and liabilities. Current tax and movements in deferred tax assets and liabilities are recognised in profit or loss except to the extent that they relate to items recognised in other comprehensive income or directly in equity, in which case the relevant amount of tax is recognised in other comprehensive income or directly in equity, respectively.

Current tax is the expected tax payable on the taxable income for the year, using tax rates enacted or substantively enacted at the end of the year, and includes any adjustments to tax payable in respect of previous years.

3. BASIS OF PREPARATION OF CONSOLIDATED FINANCIAL STATEMENTS AND MATERIAL ACCOUNTING POLICY INFORMATION *(continued)*

3.2 Material accounting policy information *(continued)*

(s) Income tax *(continued)*

Deferred tax assets and liabilities arise from deductible and taxable temporary differences, respectively, being the differences between the carrying amounts of assets and liabilities for financial reporting purposes and their tax bases. Deferred tax assets also arise from unused tax losses and unused tax credits.

Apart from certain limited exceptions, all deferred tax liabilities and all deferred tax assets, to the extent that it is probable that future taxable profits will be available against which the deductible temporary differences can be utilised, are recognised. Future taxable profits that may support the recognition of deferred tax assets arising from deductible temporary differences include those that will arise from the reversal of existing taxable temporary differences, provided those differences relate to the same taxation authority and the same taxable entity, and are expected to reverse either in the same period as the expected reversal of the deductible temporary difference or in periods into which a tax loss related to the deferred tax asset can be carried back or forward. The same criteria are adopted when determining whether existing taxable temporary differences support the recognition of deferred tax assets arising from unused tax losses and credits, that is, those differences are taken into account if they relate to the same taxation authority and the same taxable entity, and are expected to reverse in a period or periods in which the tax loss or credit can be utilised.

The limited exceptions to the recognition of deferred tax assets and liabilities are those temporary differences arising from goodwill not deductible for tax purposes, the initial recognition of assets or liabilities that affect neither accounting nor taxable profit (provided they are not part of a business combination and at the time of the transaction, do not give rise to equal taxable and deductible temporary differences), and temporary differences relating to investments in subsidiaries to the extent that, in the case of taxable differences, the Group controls the timing of the reversal and it is probable that the differences will not reverse in the foreseeable future, or in the case of deductible differences, unless it is probable that they will reverse in the future.

The carrying amount of a deferred tax asset is reviewed at the end of the year and is reduced to the extent that it is no longer probable that sufficient taxable profits will be available to allow the related tax benefit to be utilised. Any such reduction is reversed to the extent that it becomes probable that sufficient taxable profits will be available.

3. BASIS OF PREPARATION OF CONSOLIDATED FINANCIAL STATEMENTS AND MATERIAL ACCOUNTING POLICY INFORMATION *(continued)*

3.2 Material accounting policy information *(continued)*

(s) Income tax *(continued)*

Current tax balances and deferred tax balances, and movements therein, are presented separately from each other and are not offset. Current tax assets are offset against current tax liabilities, and deferred tax assets against deferred tax liabilities, if the Company or the Group has the legally enforceable right to set off current tax assets against current tax liabilities and the following additional conditions are met:

- in the case of current tax assets and liabilities, the Company or the Group intends either to settle on a net basis, or to realise the asset and settle the liability simultaneously; or
- in the case of deferred tax assets and liabilities, if they relate to income taxes levied by the same taxation authority on either:
 - the same taxable entity; or
 - different taxable entities that intend either to settle current tax liabilities and assets on a net basis, or to realise the assets and settle the liabilities simultaneously, in each future period in which significant amounts of deferred tax liabilities or assets are expected to be settled or recovered.

(t) Dividends appropriated to investors

Dividends or distributions of profits proposed in the profit appropriation plan which will be authorised and declared after the end of the year are not recognised as a liability at the end of the year but are disclosed separately in the notes to the consolidated financial statements.

(u) Government grants

Government grants are recognised in the consolidated statement of financial position initially when there is reasonable assurance that they will be received and that the Group will comply with the conditions attaching to them.

Government grants that compensate the Group for expenses incurred are recognised as income in profit or loss on a systematic basis in the same periods in which the expenses are incurred. Government grants that compensate the Group for the cost of an asset are recognised as deferred income and are recognised in profit or loss on a reasonable and systematic basis over the useful life of the related asset.

3. BASIS OF PREPARATION OF CONSOLIDATED FINANCIAL STATEMENTS AND MATERIAL ACCOUNTING POLICY INFORMATION *(continued)*

3.2 Material accounting policy information *(continued)*

(v) Related parties

(i) A person, or a close member of that person's family, is related to the Group if that person:

- (1) has control or joint control over the Group;
- (2) has significant influence over the Group; or
- (3) is a member of the key management personnel of the Group or the Group's parent.

(ii) An entity is related to the Group if any of the following conditions applies:

- (1) the entity and the Group are members of the same group (which means that each parent, subsidiary and fellow subsidiary is related to the others);
- (2) one entity is an associate or joint venture of the other entity (or an associate or joint venture of a member of a group of which the other entity is a member);
- (3) both entities are joint ventures of the same third party;
- (4) one entity is a joint venture of a third entity and the other entity is an associate of the third entity;
- (5) the entity is a post-employment benefit plan for the benefit of employees of either the group or an entity related to the Group;
- (6) the entity is controlled or jointly controlled by a person identified in note 3.2(v)(i);
- (7) a person identified in note 3.2(v)(i) has significant influence over the entity or is a member of the key management personnel of the entity (or of a parent of the entity).

Close members of a person's family are those family members who may be expected to influence, or be influenced by, that person in their dealings with the entity.

3. BASIS OF PREPARATION OF CONSOLIDATED FINANCIAL STATEMENTS AND MATERIAL ACCOUNTING POLICY INFORMATION *(continued)*

3.2 Material accounting policy information *(continued)*

(w) Segment reporting

Operating segments, and the amounts of each segment item reported in the financial statements, are identified from the financial statements provided regularly to the Group's senior executive management for the purposes of allocating resources to, and assessing the performance of, the Group's various business lines and geographical locations.

Individually material operating segments are not aggregated for financial reporting purposes unless the segments have similar economic characteristics and are similar in respect of the nature of products and services, the nature of production processes, the type or class of clients, the methods used to distribute the products or provide the services, and the nature of the regulatory environment.

(x) Events after the reporting period

If the Group receives information after the reporting period, but prior to the date of authorisation for issue, about conditions that existed at the end of the reporting period, it will assess whether the information affects the amounts that it recognises in its financial statements. The Group will adjust the amounts recognised in its financial statements to reflect any adjusting events after the reporting period and update the disclosures that relate to those conditions in light of the new information. For non-adjusting events after the reporting period, the Group will not change the amounts recognised in its financial statements, but will disclose the nature of the non-adjusting events and an estimate of their financial effects, or a statement that such an estimate cannot be made, if applicable.

4. SIGNIFICANT ACCOUNTING JUDGEMENTS AND KEY SOURCES OF ESTIMATION UNCERTAINTY

In the application of the Group's accounting policies, which are described in note 3.2, the directors of the Company are required to make judgements, estimates and assumptions about the carrying amounts of assets and liabilities that are not readily apparent from other sources. The estimates and associated assumptions are based on historical experience and other factors that are considered to be relevant. Actual results may differ from these estimates.

The estimates and underlying assumptions are reviewed on an on going basis. Revisions to accounting estimates are recognised in the period in which the estimate is revised if the revision affects only that period, or in the period of the revision and future periods if the revision affects both current and future periods.

4. SIGNIFICANT ACCOUNTING JUDGEMENTS AND KEY SOURCES OF ESTIMATION UNCERTAINTY *(continued)*

(a) Fair value of financial instruments

Financial instruments without quotes from an active market require the use of valuation techniques to determine their fair values. Valuation techniques include the use of the latest market transaction information, reference to the current fair values of similar financial instruments, discounted cash flow method and option pricing model. Valuation techniques are subject to validation and adjustment before use to ensure that the valuation results reflect actual market conditions. The valuation models developed by the Group use market information as much as possible and information specific to the Group as little as possible. It should be noted that some of the information used in the valuation models requires management to make estimates (e.g. counterparty risk, risk correlation factors, etc.). The Group regularly reviews these estimates and assumptions and makes adjustments as necessary. Whilst the Group considers these valuations are the best estimates, inflationary environment and interest rate hikes have resulted in greater market volatility and may affect the investees' or issuers' businesses, which have led to higher degree of uncertainties in respect of the valuations in the current and prior years.

(b) Determination of consolidation scope

All facts and circumstances must be taken into consideration in the assessment of whether the Group, as an investor, controls the investee. The principle of control includes three elements: (i) power over the investee; (ii) exposure, or rights, to variable returns from involvement with the investee; and (iii) the ability to use power over the investee to affect the amount of investor's returns. The Group reassesses whether it controls an investee when relevant facts and circumstances change to such an extent that there is a change in one or more of the three elements of control listed above.

For structured entities, the Group assesses whether the scope of decision-making power it holds, the substantive rights enjoyed by other parties, and the combination of investments it holds, if any, together with its remuneration creates exposure to variability of returns from the activities of the structured entities that is significant enough to determine whether the Group acts as a principal or not. The structured entities shall be consolidated if the Group acts in the role of a principal.

4. SIGNIFICANT ACCOUNTING JUDGEMENTS AND KEY SOURCES OF ESTIMATION UNCERTAINTY *(continued)*

(c) Impairment of goodwill

The Group assesses the recoverable amount of goodwill at the end of the year and performs an impairment test regardless of whether there is an indication that the unit may be impaired.

Determining whether goodwill is impaired requires an estimation of the recoverable amount of the CGU (or the group of CGUs) to which goodwill has been allocated, which is the higher of the value in use or fair value less costs of disposal. The value in use calculation requires the Group to estimate the future cash flows expected to arise from the CGU (or the group of CGUs) and apply a suitable discount rate in order to calculate the present value. Where the actual future cash flows are less than expected, or if there is a change in facts and circumstances that results in downward revision of future cash flows or upward revision of discount rate, a material impairment loss or further impairment loss may arise. Furthermore, the estimated cash flows and discount rate are subject to a higher degree of estimation uncertainty due to uncertainty on how the volatility in financial or foreign currency markets may progress and evolve.

(d) Measurement and recognition of ECLs

The measurement of the ECL allowance for financial assets measured at amortised cost and debt investments at FVOCI is an area that requires the use of models and assumptions about future economic conditions and credit behaviour of the clients (such as the likelihood of clients defaulting and the resulting losses). A number of significant judgements are also required in applying the accounting requirements for measuring ECL, such as:

- determining criteria for significant increase in credit risk;
- choosing appropriate models and assumptions for the measurement of ECL;
- determining the number and relative weightings of forward-looking scenarios for the ECL of each type of product/market.

See note 59(a) for more details on ECL.

4. SIGNIFICANT ACCOUNTING JUDGEMENTS AND KEY SOURCES OF ESTIMATION UNCERTAINTY *(continued)*

(e) Income tax

Determining income tax provisions involves judgement on the future tax treatment of certain transactions. The Group carefully evaluates tax implications of transactions and tax provisions are made accordingly. The tax treatment of such transactions is reconsidered periodically to take into account all tax legislation. Deferred tax assets are recognised for unused tax losses and temporary deductible differences. As disclosed in note 29(b), the recognition of the deferred tax assets mainly depends on whether sufficient future profits or taxable temporary differences will be available in the future, which is a key source of estimation uncertainty, especially the uncertainty on how the volatility in financial or foreign currency markets may progress and evolve. Management's assessment is constantly reviewed and additional deferred tax assets are recognised if it becomes probable that future taxable profits will allow the deferred tax assets to be recovered.

5. TAXATION

(a) Value-added tax ("VAT") and surcharges

The VAT rate applicable to the income from principal businesses is 6% for the years ended 31 December 2024 and 2023. The urban maintenance and construction tax, education surcharge and local education surcharge are charged at 7%, 3% and 2% of VAT, respectively, for the years ended 31 December 2024 and 2023.

The VAT rate applicable to the related asset management taxable activities is 3% for the years ended 31 December 2024 and 2023.

(b) Income tax

The income tax rate applicable to the Company and its subsidiaries in Chinese mainland is 25% for the years ended 31 December 2024 and 2023.

The profits tax rate applicable to the subsidiaries in Hong Kong Special Administrative Region ("Hong Kong SAR") is 16.5% for the years ended 31 December 2024 and 2023. Taxes of other overseas subsidiaries are charged at the relevant local rates.

(Expressed in RMB, unless otherwise stated)

6. SEGMENT REPORTING

Reportable segments are identified based on operating segments which are determined based on the Group's internal organisational structure, management requirements and internal reporting mechanisms. An operating segment is a component of the Group:

- that engages in business activities from which it may earn revenues and incur expenses;
- whose operating results are regularly reviewed by the Group's management for the purposes of resource allocation and performance evaluation; and
- for which discrete financial information is available.

Two or more operating segments may be aggregated into a single operating segment if the segments have similar economic characteristics in respect of:

- the nature of the services;
- the type or class of clients for the services;
- the approaches to providing the services; and
- the nature of the regulatory environment.

6. SEGMENT REPORTING *(continued)*

For management purposes, the Group's businesses are structured and managed separately according to the nature of their operations and the services that the Group provides. Each of the Group's operating segments represents a strategic business unit and offers services which are subject to risks and returns different from those to which the services offered by the other operating segments are subject. A summary of the operating segments is as follows:

- the Investment Banking segment mainly provides investment banking services such as equity financing, debt financing and asset securitization and financial advisory for customers, including sponsorship and underwriting of listings and refinancings at home and abroad, underwriting of various domestic and overseas fixed income financing instruments, financial advisory services for transactions such as corporate mergers and acquisitions, debt restructurings and private financing.
- the Equities segment provides domestic and overseas professional investors with one-stop comprehensive financial services covering “investment research, sales and trading, product structuring and cross-border business”, including institutional trading services and capital services such as primary brokerage, over-the-counter derivatives, capital introduction and market-making transactions.
- the FICC segment mainly provides domestic and foreign enterprises and institutional customers with integrated and comprehensive services covering sales, trading, research, advisory and structuring of fixed-income, commodity and foreign exchange securities and derivatives. The FICC segment operates in interest rate business, credit business, structured business, foreign exchange business and commodity business.
- the Asset Management segment mainly designs and provides diversified asset management products and services, including investment management for social security and annuity plans, institutional entrusted investment management, offshore asset management, retail and mutual fund products and services for domestic and foreign investors.
- the Private Equity segment designs and provides integrated private equity fund products and services to domestic and foreign investors, mainly including corporate equity funds, Funds of Funds, USD funds, real asset funds and infrastructure funds.
- the Wealth Management segment mainly provides a wide range of wealth management products and services to individuals, families and corporate customers to meet their trading, investment and asset allocation demand, including trading services, capital services such as margin financing, securities lending and stock-pledged repo, and product allocation services; and
- the Others segment mainly comprises other business departments, middle offices and back offices.

Notes to the Consolidated Financial Statements

(Expressed in RMB, unless otherwise stated)

6. SEGMENT REPORTING (continued)

(a) Segment results

	Year ended 31 December 2024							Total
	Investment Banking	Equities	FICC	Asset Management	Private Equity	Wealth Management	Others	
Segment revenue								
- Fee and commission income (note 1)	2,663,862,827	1,438,245,792	646,130,533	1,244,284,177	1,481,954,063	5,237,195,114	(140,529,044)	12,571,143,462
- Interest income	4,498,227	1,042,631,686	1,834,201,261	37,649,950	5,866	3,982,678,191	1,810,983,652	8,712,648,833
- Investment income/(losses)	151,140,663	4,099,005,571	4,905,627,464	72,924,298	(307,835,551)	808,721,311	391,141,612	10,120,725,368
- Other income, net	2,655,882	909,899,990	549,687,934	5,190,815	10,289,735	152,265,575	137,092,752	1,767,082,683
Segment revenue and other income	2,822,157,599	7,489,783,039	7,935,647,192	1,360,049,240	1,184,414,113	10,180,860,191	2,198,688,972	33,171,600,346
Segment expenses	2,392,579,730	4,171,350,514	5,209,582,580	936,464,039	1,026,106,229	8,491,608,535	4,126,887,000	26,354,578,627
Segment operating profit/(loss)	429,577,869	3,318,432,525	2,726,064,612	423,585,201	158,307,884	1,689,251,656	(1,928,198,028)	6,817,021,719
Share of profits/(losses) of associates and joint ventures	-	-	-	9,705,266	(21,899,104)	193,558	(96,584)	(12,096,864)
Profit/(loss) before income tax	429,577,869	3,318,432,525	2,726,064,612	433,290,467	136,408,780	1,689,445,214	(1,928,294,612)	6,804,924,855
Segment assets	5,832,059,160	173,825,325,142	232,117,698,310	3,426,948,414	8,080,956,186	149,820,869,739	99,019,567,223	672,123,424,174
Deferred tax assets								2,592,397,272
Total assets								674,715,821,446
Segment liabilities	4,637,017,462	160,301,595,046	193,171,389,773	1,911,015,908	3,314,632,508	134,631,030,632	60,675,452,914	558,642,134,243
Deferred tax liabilities								452,016,395
Total liabilities								559,094,150,638
Other segment information:								
Interest expenses (note 2)	181,935,602	2,794,401,514	4,116,389,367	116,096,522	258,380,421	2,184,460,543	451,076,362	10,102,740,331
Depreciation and amortisation expenses	106,675,831	138,412,551	160,639,003	75,807,489	58,246,375	664,600,109	702,775,804	1,907,157,162
(Reversal of)/provision for impairment losses under ECL model	(9,567,286)	16,793,165	14,110,319	45,565,803	8,530,234	(518,006)	(370,338)	74,543,891

6. SEGMENT REPORTING (continued)

(a) Segment results (continued)

	Year ended 31 December 2023							
	Investment Banking	Equities	FICC	Asset Management	Private Equity	Wealth Management	Others	Total
Segment revenue								
- Fee and commission income (note 1)	3,199,442,321	1,741,880,645	860,013,527	1,176,208,584	1,762,308,738	5,313,843,423	(223,442,083)	13,830,255,155
- Interest income	9,975,932	1,598,453,999	1,795,928,880	27,103,565	186,718	3,955,496,244	2,018,230,246	9,405,375,584
- Investment income/(losses)	446,688,327	5,374,667,499	3,342,075,554	(7,740,408)	277,246,121	310,105,413	812,838,881	10,555,881,387
- Other income, net	8,689,617	1,352,290,571	3,987,605	8,170,418	69,931,769	134,693,228	76,902,461	1,654,665,669
Segment revenue and other income	3,664,796,197	10,067,292,714	6,002,005,566	1,203,742,159	2,109,673,346	9,714,138,308	2,684,529,505	35,446,177,795
Segment expenses	3,473,301,716	6,230,206,014	4,472,438,531	1,047,033,992	1,254,362,688	7,611,647,727	4,568,771,462	28,657,762,130
Segment operating profit/(loss)	191,494,481	3,837,086,700	1,529,567,035	156,708,167	855,310,658	2,102,490,581	(1,884,241,957)	6,788,415,665
Share of profits/(losses) of associates and joint ventures	-	-	-	1,006,377	71,673,752	(38,030,987)	(77,320)	34,571,822
Profit/(loss) before income tax	191,494,481	3,837,086,700	1,529,567,035	157,714,544	926,984,410	2,064,459,594	(1,884,319,277)	6,822,987,487
Segment assets	6,260,987,401	211,034,148,489	154,128,515,271	2,985,356,461	8,304,877,372	127,308,734,683	111,401,080,399	621,423,700,076
Deferred tax assets								2,882,886,608
Total assets								624,306,586,684
Segment liabilities	5,827,453,174	191,483,599,907	133,354,109,953	2,097,018,583	3,428,793,411	109,169,335,471	73,466,187,750	518,826,498,249
Deferred tax liabilities								582,690,484
Total liabilities								519,409,188,733
Other segment information:								
Interest expenses (note 2)	244,819,653	4,537,801,679	3,343,481,840	134,565,427	257,082,478	1,927,257,856	295,138,232	10,740,147,165
Depreciation and amortisation expenses	114,497,463	128,019,739	151,570,784	66,168,170	68,666,594	610,800,278	631,974,960	1,771,697,988
Provision for/(reversal of) impairment losses under ECL model	37,599,625	(30,218,348)	8,111,251	225,264	(20,869,385)	11,601,619	(1,418,943)	5,031,083

Note 1: Disaggregation of revenue is disclosed in note 7. Brokerage commission income is mainly generated by Equities and Wealth Management segments; underwriting and sponsoring fees and financial advisory fees are mainly generated by Investment Banking segment; asset management fees are mainly generated by Asset Management, Private Equity and Wealth Management segments.

Note 2: The Group allocates interest expenses across the reportable segments based on the capital used during the reporting period for the purpose of measuring segment operating performance and improving efficiency of capital management.

*(Expressed in RMB, unless otherwise stated)***6. SEGMENT REPORTING** *(continued)***(b) Geographical information**

The following table sets out the Group's revenue and other income from external clients and the Group's non-current assets (excluding financial assets at FVTPL, equity instruments at FVOCI, reverse REPOs, refundable deposits and deferred tax assets) in terms of geographical locations. The geographical locations of the revenue and other income from external clients are identified based on the place of incorporation of the entities in which the services or the products are rendered. The geographical locations of the non-current assets are identified based on the place of incorporation of the entities under which the non-current assets are recorded.

	Revenue and other income from external clients	
	Year ended 31 December	
	2024	2023
Chinese mainland	23,811,572,172	25,395,386,627
Outside Chinese mainland	9,360,028,174	10,050,791,168
Total	33,171,600,346	35,446,177,795

	Non-current assets	
	As at 31 December	
	2024	2023
Chinese mainland	10,575,493,641	10,739,988,763
Outside Chinese mainland	1,035,961,306	1,041,929,820
Total	11,611,454,947	11,781,918,583

Reconciliation of segment non-current assets:

	Non-current assets	
	As at 31 December	
	2024	2023
Total non-current assets for segments	41,068,233,461	41,038,697,097
Elimination of inter-segment non-current assets	(29,456,778,514)	(29,256,778,514)
Total	11,611,454,947	11,781,918,583

6. SEGMENT REPORTING *(continued)*

(c) Major clients

The Group's client base is diversified and there was no case in which the revenue recognised from a single client exceeded 10% of the Group's revenue for the years ended 31 December 2024 and 2023.

7. FEE AND COMMISSION INCOME

	Year ended 31 December	
	2024	2023
Brokerage commission income	5,541,796,646	5,685,419,957
Asset management fees	3,068,086,084	3,267,002,807
Underwriting and sponsoring fees	2,298,217,958	3,212,686,666
Financial advisory fees	916,476,349	746,536,067
Investment advisory fees	553,842,735	685,372,784
Others	192,723,690	233,236,874
Total	12,571,143,462	13,830,255,155

The remaining performance obligation is recognised as contract liabilities as at 31 December 2024 and 2023, and is disclosed in note 46. Except as stated in note 46, there is no significant remaining performance obligation.

8. INTEREST INCOME

	Year ended 31 December	
	2024	2023
Interest income from financial institutions	3,349,497,745	3,419,929,443
Interest income from margin financing and securities lending	2,194,349,850	2,743,723,293
Interest income from debt instruments at fair value through other comprehensive income	2,024,992,904	1,700,825,939
Interest income from reverse REPOs	665,067,015	773,132,114
Others	478,741,319	767,764,795
Total	8,712,648,833	9,405,375,584

(Expressed in RMB, unless otherwise stated)

9. INVESTMENT INCOME

	Year ended 31 December	
	2024	2023
Dividend income from equity instruments at fair value through other comprehensive income	174,542,984	–
Net gains/(losses) from disposal of debt instruments at fair value through other comprehensive income	500,557,110	(132,345,961)
Net gains from financial instruments at fair value through profit or loss	4,395,521,271	10,425,228,893
Net gains from derivative financial instruments	5,048,239,467	262,996,693
Others	1,864,536	1,762
Total	10,120,725,368	10,555,881,387

10. OTHER INCOME, NET

	Year ended 31 December	
	2024	2023
Foreign exchange gains from derivatives	2,054,417,868	1,903,804,766
Refund for tax withholding and remittance	64,087,278	71,084,930
Government grants	34,847,849	138,928,635
Others (note)	(386,270,312)	(459,152,662)
Total	1,767,082,683	1,654,665,669

Note: Others mainly consisted of gains and losses due to exchange rate fluctuations arising from foreign currency transactions other than foreign exchange derivative transactions.

11. FEE AND COMMISSION EXPENSES

	Year ended 31 December	
	2024	2023
Brokerage commission expenses	1,278,620,737	1,155,562,422
Asset management expenses	293,822,926	298,225,543
Underwriting and sponsoring expenses	120,056,466	256,942,453
Investment advisory expenses	525,979	28,950
Others	26,334,762	31,107,230
Total	1,719,360,870	1,741,866,598

12. INTEREST EXPENSES

	Year ended 31 December	
	2024	2023
Interest expenses on:		
– Corporate bonds	2,638,078,324	3,230,828,003
– REPOs	1,942,190,262	1,358,431,990
– MTNs	1,685,840,338	1,167,194,769
– Subordinated bonds	991,754,832	852,959,991
– Placements from financial institutions	866,171,845	2,204,859,339
– Beneficiary certificates	344,088,344	242,479,438
– Accounts payable to brokerage clients	290,254,939	366,748,864
– Lease liabilities	138,195,695	88,433,857
– Structured notes	38,611,162	18,675,031
– Commercial papers	38,069,227	–
– Others	1,129,485,363	1,209,535,883
Total	10,102,740,331	10,740,147,165

13. STAFF COSTS

	Year ended 31 December	
	2024	2023
Salaries, bonuses and allowances	6,829,416,262	8,166,930,920
Retirement scheme contributions	941,771,084	889,482,440
Other social welfare	1,079,115,167	1,082,360,829
Other benefits	586,644,711	546,705,856
Total	9,436,947,224	10,685,480,045

The Group is required to participate in pension schemes in Chinese mainland, Hong Kong SAR and other jurisdictions whereby the Group makes annual contributions for its employees at certain ratios of salaries. The Group also provides annuity schemes for employees in Chinese mainland beyond the annual contributions described above. The contributions to annuity schemes are calculated based on a certain percentage of employees' salaries.

(Expressed in RMB, unless otherwise stated)

14. DIRECTORS' AND SUPERVISORS' REMUNERATION

Directors' and supervisors' remuneration is as follows:

Name	Year ended 31 December 2024				Total
	Fees	Salaries, allowances and benefits in kind	Discretionary bonuses	Retirement scheme contributions	
Executive directors					
Chen Liang (ii)(iii)(viii)	-	1,387,084	-	50,916	1,438,000
Non-executive directors					
Zhang Wei (v)	-	-	-	-	-
Kong Lingyan (v)	-	-	-	-	-
Deng Xingbin (x)	-	-	-	-	-
Duan Wenwu (xi)	-	-	-	-	-
Independent non-executive directors					
Zhou Yu (v)	800,000	-	-	-	800,000
Ng Kong Ping Albert	845,000	-	-	-	845,000
Lu Zhengfei	825,000	-	-	-	825,000
Peter Hugh Nolan (iv)	750,000	-	-	-	750,000
Supervisors					
Gao Tao (ii)(iii)	-	1,427,796	-	45,204	1,473,000
Jin Lizuo	395,000	-	-	-	395,000
Cui Zheng	-	-	-	-	-
Total	3,615,000	2,814,880	-	96,120	6,526,000

14. DIRECTORS' AND SUPERVISORS' REMUNERATION (continued)

Directors' and supervisors' remuneration is as follows: (continued)

Name	Year ended 31 December 2023				Total
	Fees	Salaries, allowances and benefits in kind	Discretionary bonuses	Retirement scheme contributions	
Executive directors					
Chen Liang (ii)(iii)(viii)	–	260,418	–	22,653	283,071
Huang Zhaohui (ii)(iii)(vii)	–	1,418,134	–	118,100	1,536,234
Non-executive directors					
Shen Rujun (vii)	–	–	–	–	–
Zhang Wei (v)	–	–	–	–	–
Tan Lixia (ix)	–	–	–	–	–
Duan Wenwu (xi)	–	–	–	–	–
Kong Lingyan (v)	–	–	–	–	–
Independent non-executive directors					
Liu Li (vi)	402,500	–	–	–	402,500
Zhou Yu (v)	404,313	–	–	–	404,313
Ng Kong Ping Albert	840,000	–	–	–	840,000
Lu Zhengfei	802,563	–	–	–	802,563
Peter Hugh Nolan (iv)	740,000	–	–	–	740,000
Supervisors					
Gao Tao (ii)(iii)	–	1,545,336	–	111,144	1,656,480
Jin Lizuo	385,000	–	–	–	385,000
Cui Zheng	–	–	–	–	–
Total	3,574,376	3,223,888	–	251,897	7,050,161

(Expressed in RMB, unless otherwise stated)

14. DIRECTORS' AND SUPERVISORS' REMUNERATION *(continued)*

Directors' and supervisors' remuneration is as follows: *(continued)*

- (i) The amounts disclosed above in respect of the remuneration of directors and supervisors were accrued and confirmed to be distributed by the Company during the reporting period and presented before income tax.
- (ii) The remuneration of Mr. Chen Liang and Mr. Huang Zhaohui includes the compensation for the services provided by them as the senior management of the Company. There is no compensation for Mr. Chen Liang and Mr. Huang Zhaohui for the performance of the duties as directors. The remuneration of Mr. Gao Tao includes the compensation for the services provided in China CICC Wealth Management Securities Company Limited ("CICC Wealth Management", "CISC", "WMS" or "CICC Wealth Management Securities"). There is no compensation for Mr. Gao Tao for the performance of the duties as a supervisor.
- (iii) During the reporting period, the total compensation packages for the directors and supervisors have not yet been finalized. The amount of the compensation that has not yet been determined is not expected to have any significant impact on the Group's 2024 financial statements.
- (iv) Mr. Peter Hugh Nolan donated a total of RMB180 thousand to CICC Charity Foundation in 2024 (year ended 31 December 2023: RMB180 thousand).
- (v) Appointed as a non-executive director or/and independent non-executive director in June 2023.
- (vi) Resigned as an independent non-executive director in June 2023.
- (vii) Resigned as an executive director or/and non-executive director in October 2023.
- (viii) Appointed as an executive director in November 2023.
- (ix) Resigned as a non-executive director in November 2023.
- (x) Appointed as a non-executive director in June 2024, and resigned as a non-executive director in November 2024.
- (xi) Resigned as a non-executive director in June 2024.

There were no amounts paid during the year to the directors and supervisors in connection with their retirement from employment, compensation for loss of office with the Group, or as an inducement to join. There was no arrangement under which a director or a supervisor waived or agreed to waive any remuneration during the year.

15. INDIVIDUALS WITH THE HIGHEST EMOLUMENTS

During the reporting period, the total compensation packages for individuals with the highest emoluments have not yet been finalized. According to the remuneration accrual and confirmation during the reporting period, none of the five individuals with the highest emoluments in 2024 were directors or supervisors of the Company. The aggregate of the emoluments is as follows:

	Year ended 31 December 2024
Salaries and other emoluments	6,854,446
Discretionary bonuses	9,170,127
Retirement scheme contributions	65,681
Total	16,090,254

The emoluments of the individuals with the highest emoluments were within the following bands:

	Number of individuals 2024
From RMB2,500,001 to RMB3,000,000	2
From RMB3,000,001 to RMB3,500,000	2
From RMB3,500,001 to RMB4,000,000	1

No emoluments were paid or payable to these individuals in connection with their retirement from employment, compensation for loss of office or inducement to join during the year.

16. DEPRECIATION AND AMORTISATION EXPENSES

	Year ended 31 December	
	2024	2023
Depreciation of right-of-use assets	1,035,817,643	1,016,428,135
Depreciation of property and equipment	517,850,740	488,088,662
Amortisation of intangible assets	350,251,859	264,096,885
Others	3,236,920	3,084,306
Total	1,907,157,162	1,771,697,988

*(Expressed in RMB, unless otherwise stated)***17. OTHER OPERATING EXPENSES AND COSTS**

	Year ended 31 December	
	2024	2023
Business development expenses	972,709,019	1,133,166,646
Electronic equipment operating expenses	818,771,617	755,679,457
Travelling and transportation expenses	307,840,117	432,473,037
Utilities and maintenance	195,929,213	175,184,017
Professional service fees	153,915,679	222,787,889
Information technology expenses	88,080,435	150,992,907
Securities and futures investor protection funds	85,877,152	76,192,888
Auditors' remuneration	10,745,670	16,232,110
Others	378,251,900	663,657,149
Total	3,012,120,802	3,626,366,100

18. PROVISION FOR IMPAIRMENT LOSSES UNDER EXPECTED CREDIT LOSS ("ECL") MODEL

	Year ended 31 December	
	2024	2023
Impairment losses provided/(reversed) for:		
Accounts receivable and other assets	39,894,548	(7,777,833)
Receivables from margin clients	22,452,170	17,964,995
Reverse REPOs	(10,982,259)	(2,742,820)
Debt instruments at fair value through other comprehensive income	22,959,507	(2,320,309)
Cash and bank balances	219,925	(92,950)
Total	74,543,891	5,031,083

19. INCOME TAX EXPENSE

(a) Taxation in the consolidated statement of profit or loss:

	Year ended 31 December	
	2024	2023
Current tax		
– Chinese mainland income tax	623,689,992	463,413,516
– Profits tax outside Chinese mainland	523,304,901	570,266,449
Subtotal	1,146,994,893	1,033,679,965
Deferred tax	(16,377,952)	(374,332,832)
Total	1,130,616,941	659,347,133

(b) Reconciliation between income tax expense and accounting profit at applicable tax rates:

The income tax has been provided at the statutory rate of 25% in accordance with the relevant tax laws in Chinese mainland during the period. Taxes on profits assessable outside Chinese mainland have been calculated at the applicable tax rates prevailing in the countries/jurisdictions, in which the Group operates, based on the existing legislation, interpretations and practices. Reconciliation between income tax expense that would have resulted from applying the PRC statutory income tax rate to the Group's profit before income tax and the income tax expense in the consolidated statement of profit or loss is as follows:

	Year ended 31 December	
	2024	2023
Profit before income tax	6,804,924,855	6,822,987,487
Income tax calculated at the PRC statutory income tax rate	1,701,231,214	1,705,746,872
Effect of non-deductible expenses	34,622,828	44,040,283
Effect of non-taxable income	(579,523,624)	(646,007,678)
Effect of different applicable tax rates of the subsidiaries	(236,085,975)	(312,373,225)
Effect of deductible temporary differences or unused tax losses with no deferred tax asset recognised during the year	148,414,172	54,663,710
Effect of utilisation of the deductible temporary differences or unused tax losses with no deferred tax asset recognised in previous periods	(9,420,309)	(10,143,355)
Others	71,378,635	(176,579,474)
Total income tax expense	1,130,616,941	659,347,133

*(Expressed in RMB, unless otherwise stated)***19. INCOME TAX EXPENSE** *(continued)***(c) OECD Pillar Two model rules**

In December 2021, the Organisation for Economic Co-operation and Development (“OECD”) published the Tax Challenges Arising from the Digitalisation of the Economy – Global Anti-Base Erosion Model Rules (“Pillar Two”).

The Group falls within the scope of the Pillar Two rules. As at 31 December 2024, Chinese mainland has not legislated Pillar Two. Some of the countries where the Group operates, including the United Kingdom, Japan, Germany, Luxembourg and Singapore have officially enacted Pillar Two legislation, which has come into effect from 1 January 2024 or will be effective from 1 January 2025. The Group has applied the exception to the recognition and disclosure of deferred tax assets and liabilities related to Pillar Two income taxes, as provided in the amendments to IAS 12 *Income Taxes* issued in May 2023. As at 31 December 2024, the implementation of Pillar Two has no significant impact on the Group’s consolidated financial statements.

20. EARNINGS PER SHARE

	Year ended 31 December	
	2024	2023
Profit attributable to shareholders of the Company	5,694,343,080	6,156,130,774
Interest for holders of perpetual subordinated bonds for the year	(696,429,918)	(660,600,000)
Total	4,997,913,162	5,495,530,774
Weighted average number of ordinary shares in issue	4,827,256,868	4,827,256,868
Basic earnings per share (in RMB per share)	1.04	1.14

Basic earnings per share was calculated as the profit for the period attributable to ordinary shareholders of the Company divided by the weighted average number of ordinary shares in issue.

No diluted earnings per share has been presented for the years ended 31 December 2024 and 2023 as the Company had no potential ordinary shares in issue during the periods.

21. PROPERTY AND EQUIPMENT

	Buildings	Office equipment	Furniture and fixtures	Motor vehicles	Leasehold improvements	Construction in progress	Total
Cost							
As at 31 December 2023	37,966,210	2,486,545,434	215,878,737	9,178,562	1,262,404,525	611,994,306	4,623,967,774
Additions and transfer-in	-	243,481,362	4,680,570	-	100,900,406	262,285,372	611,347,710
Transfer-out	-	-	-	-	-	(1,151,904)	(1,151,904)
Disposals	-	(107,099,053)	(10,842,794)	(1,304,796)	(186,944,393)	-	(306,191,036)
Effect of changes in exchange rates	-	4,535,234	351,065	-	3,722,764	-	8,609,063
As at 31 December 2024	37,966,210	2,627,462,977	210,067,578	7,873,766	1,180,083,302	873,127,774	4,936,581,607
Accumulated depreciation							
As at 31 December 2023	(18,903,774)	(1,526,200,914)	(124,367,141)	(7,690,561)	(834,852,919)	-	(2,512,015,309)
Additions	(1,647,554)	(266,875,490)	(36,146,828)	(97,443)	(213,083,425)	-	(517,850,740)
Disposals	-	98,080,182	9,951,946	1,241,318	185,227,435	-	294,500,881
Effect of changes in exchange rates	-	(3,120,835)	(333,165)	-	(3,360,372)	-	(6,814,372)
As at 31 December 2024	(20,551,328)	(1,698,117,057)	(150,895,188)	(6,546,686)	(866,069,281)	-	(2,742,179,540)
Impairment loss allowance							
As at 31 December 2023	-	-	-	-	-	-	-
Additions	-	-	-	-	(21,984,602)	-	(21,984,602)
Disposals	-	-	-	-	-	-	-
Effect of changes in exchange rates	-	-	-	-	-	-	-
As at 31 December 2024	-	-	-	-	(21,984,602)	-	(21,984,602)
Carrying amount							
As at 31 December 2024	17,414,882	929,345,920	59,172,390	1,327,080	292,029,419	873,127,774	2,172,417,465
As at 31 December 2023	19,062,436	960,344,520	91,511,596	1,488,001	427,551,606	611,994,306	2,111,952,465

Notes to the Consolidated Financial Statements

(Expressed in RMB, unless otherwise stated)

21. PROPERTY AND EQUIPMENT (continued)

	Buildings	Office equipment	Furniture and fixtures	Motor vehicles	Leasehold improvements	Construction in progress	Total
Cost							
As at 31 December 2022	92,721,687	2,228,424,294	161,083,507	9,787,009	1,054,355,566	363,432,440	3,909,804,503
Additions and transfer-in	-	432,425,822	62,475,159	-	327,892,427	260,647,035	1,083,440,443
Transfer-out	-	-	-	-	-	(12,085,169)	(12,085,169)
Disposals	(54,755,477)	(183,108,538)	(8,205,449)	(608,447)	(124,662,501)	-	(371,340,412)
Effect of changes in exchange rates	-	8,803,856	525,520	-	4,819,033	-	14,148,409
As at 31 December 2023	37,966,210	2,486,545,434	215,878,737	9,178,562	1,262,404,525	611,994,306	4,623,967,774
Accumulated depreciation							
As at 31 December 2022	(50,386,480)	(1,469,486,642)	(93,448,925)	(8,045,786)	(728,005,471)	-	(2,349,373,304)
Additions	(3,718,260)	(220,904,277)	(37,854,017)	(124,925)	(225,487,183)	-	(488,088,662)
Disposals	35,200,966	167,953,258	7,397,136	480,150	122,540,620	-	333,572,130
Effect of changes in exchange rates	-	(3,763,253)	(461,335)	-	(3,900,885)	-	(8,125,473)
As at 31 December 2023	(18,903,774)	(1,526,200,914)	(124,367,141)	(7,690,561)	(834,852,919)	-	(2,512,015,309)
Carrying amount							
As at 31 December 2023	19,062,436	960,344,520	91,511,596	1,488,001	427,551,606	611,994,306	2,111,952,465
As at 31 December 2022	42,335,207	758,937,652	67,634,582	1,741,223	326,350,095	363,432,440	1,560,431,199

22. RIGHT-OF-USE ASSETS

	Leasehold			
	Buildings	land	Equipment	Total
Cost				
As at 31 December 2023	6,943,204,500	1,266,558,879	173,944	8,209,937,323
Increases	1,514,360,965	–	–	1,514,360,965
Decreases	(1,337,284,299)	–	(44,324)	(1,337,328,623)
Effect of changes in exchange rates	16,929,405	–	2,596	16,932,001
As at 31 December 2024	7,137,210,571	1,266,558,879	132,216	8,403,901,666
Accumulated depreciation				
As at 31 December 2023	(2,618,846,734)	(283,553,760)	(71,489)	(2,902,471,983)
Increases	(1,035,839,461)	(32,910,658)	(73,135)	(1,068,823,254)
Decreases	767,675,214	–	44,324	767,719,538
Effect of changes in exchange rates	(8,016,439)	–	(1,067)	(8,017,506)
As at 31 December 2024	(2,895,027,420)	(316,464,418)	(101,367)	(3,211,593,205)
Carrying amount				
As at 31 December 2024	4,242,183,151	950,094,461	30,849	5,192,308,461
As at 31 December 2023	4,324,357,766	983,005,119	102,455	5,307,465,340
Expense relating to leases of low-value assets and short-term leases				45,504,228
Total cash outflow for leases for the year				1,187,721,326

Notes to the Consolidated Financial Statements

(Expressed in RMB, unless otherwise stated)

22. RIGHT-OF-USE ASSETS (continued)

	Buildings	Leasehold land	Equipment	Total
Cost				
As at 31 December 2022	4,173,036,184	1,266,558,879	791,276	5,440,386,339
Increases	3,093,572,890	–	43,672	3,093,616,562
Decreases	(340,042,873)	–	(674,421)	(340,717,294)
Effect of changes in exchange rates	16,638,299	–	13,417	16,651,716
As at 31 December 2023	6,943,204,500	1,266,558,879	173,944	8,209,937,323
Accumulated depreciation				
As at 31 December 2022	(1,832,040,448)	(250,643,102)	(572,327)	(2,083,255,877)
Increases	(1,016,314,900)	(32,910,658)	(163,878)	(1,049,389,436)
Decreases	237,800,252	–	674,421	238,474,673
Effect of changes in exchange rates	(8,291,638)	–	(9,705)	(8,301,343)
As at 31 December 2023	(2,618,846,734)	(283,553,760)	(71,489)	(2,902,471,983)
Carrying amount				
As at 31 December 2023	4,324,357,766	983,005,119	102,455	5,307,465,340
As at 31 December 2022	2,340,995,736	1,015,915,777	218,949	3,357,130,462
Expense relating to leases of low-value assets and short-term leases				89,178,022
Total cash outflow for leases for the year				1,142,756,892

23. GOODWILL

(a) Changes in goodwill

Subsidiaries	As at			As at	
	31 December 2023	Additions	Disposals	31 December 2024	Less: Impairment loss allowance
CICC Wealth Management (note 1)	1,582,678,646	-	-	1,582,678,646	-
Science & Technology Innovation (note 2)	39,984,637	-	-	39,984,637	-
Total	1,622,663,283	-	-	1,622,663,283	-

Subsidiaries	As at			As at	
	31 December 2022	Additions	Disposals	31 December 2023	Less: Impairment loss allowance
CICC Wealth Management (note 1)	1,582,678,646	-	-	1,582,678,646	-
Science & Technology Innovation (note 2)	39,984,637	-	-	39,984,637	-
Total	1,622,663,283	-	-	1,622,663,283	-

Note 1: The Company acquired CICC Wealth Management in 2017 and paid, as the cost of the acquisition, the consideration of RMB16,700,695,000 in the form of share issuance. The difference between the consideration and the fair value of the identifiable net assets attributable to the Company amounted to RMB1,582,678,646 and was recognised as goodwill related to the CGU of Wealth Management.

Note 2: In 2021, CICC Capital Management Co., Ltd. ("CICC Capital"), a subsidiary of the Company, made a capital injection in cash of RMB220,129,947 into Beijing Science & Technology Innovation Investment Management Co., Ltd. ("Science & Technology Innovation") and acquired 51% equity interest in Science & Technology Innovation. The difference between the cash injection and the fair value of the identifiable net assets attributable to CICC Capital amounted to RMB39,984,637 and was recognised as goodwill.

(b) Impairment test

The recoverable amount of the CGU in respect of Wealth Management is determined based on the present value of expected future cash flows, which was determined based on the financial budgets (including budgeted income and profit margins based on the CGU's past performance and management's expectations for market development) approved by management covering a certain period from 2025 to 2029, and cash flows beyond this period are extrapolated using an estimated long-term growth rate of 3.00% (year ended 31 December 2023: 3.00%). Pre-tax discount rates used by the Group was 13.62% (31 December 2023: 13.28%). As the goodwill arising from the acquisition of Science and Technology Innovation is not material, the details of the impairment analysis are not disclosed.

As at 31 December 2024 and 2023, the Group performed annual goodwill impairment tests. There was no impairment recognised for the goodwill related to the aforesaid CGUs since the recoverable amounts were greater than their carrying amounts individually.

(Expressed in RMB, unless otherwise stated)

24. INTANGIBLE ASSETS

	Securities trading seat rights	Others (note)	Total
Cost			
As at 31 December 2023	163,112,847	2,064,115,532	2,227,228,379
Additions	–	403,024,226	403,024,226
Disposals	–	(2,575,201)	(2,575,201)
Effect of changes in exchange rates	–	1,269,587	1,269,587
As at 31 December 2024	163,112,847	2,465,834,144	2,628,946,991
Accumulated amortisation			
As at 31 December 2023	(135,227,844)	(1,000,076,977)	(1,135,304,821)
Additions	(8,580,000)	(341,671,859)	(350,251,859)
Disposals	–	1,932,159	1,932,159
Effect of changes in exchange rates	–	(234,971)	(234,971)
As at 31 December 2024	(143,807,844)	(1,340,051,648)	(1,483,859,492)
Carrying amount			
As at 31 December 2024	19,305,003	1,125,782,496	1,145,087,499
As at 31 December 2023	27,885,003	1,064,038,555	1,091,923,558

24. INTANGIBLE ASSETS (continued)

	Securities trading seat rights	Others (note)	Total
Cost			
As at 31 December 2022	163,112,847	1,514,718,874	1,677,831,721
Additions	–	552,086,690	552,086,690
Disposals	–	(2,929,634)	(2,929,634)
Effect of changes in exchange rates	–	239,602	239,602
As at 31 December 2023	163,112,847	2,064,115,532	2,227,228,379
Accumulated amortisation			
As at 31 December 2022	(126,647,844)	(747,317,088)	(873,964,932)
Additions	(8,580,000)	(255,516,885)	(264,096,885)
Disposals	–	2,885,128	2,885,128
Effect of changes in exchange rates	–	(128,132)	(128,132)
As at 31 December 2023	(135,227,844)	(1,000,076,977)	(1,135,304,821)
Carrying amount			
As at 31 December 2023	27,885,003	1,064,038,555	1,091,923,558
As at 31 December 2022	36,465,003	767,401,786	803,866,789

Note: As at 31 December 2024 and 2023, others mainly included computer software used by the Group.

(Expressed in RMB, unless otherwise stated)

25. INTERESTS IN ASSOCIATES AND JOINT VENTURES

	As at 31 December	
	2024	2023
Share of net assets		
– Associates	448,098,635	531,965,248
– Joint ventures	558,202,416	544,140,170
Total	1,006,301,051	1,076,105,418

The following list contains only the particulars of the major associate and joint venture which are unlisted corporate entities for which quoted market prices are not available:

Name of the associate	Form of business structure	Jurisdiction of incorporation	Particulars of issued and paid-in capital	Proportion of ownership interest			Principal activity
				Group's effective interest	Held by the Company	Held by a subsidiary	
Zheshang Jinhui Trust Co., Ltd. ("Zheshang Jinhui") (note 1)	Incorporated	Hangzhou, PRC	RMB2,880,000,000	10.33%	10.33%	–	Trust business

Name of the joint venture	Form of business structure	Jurisdiction of incorporation	Particulars of issued and paid-in capital	Proportion of ownership interest			Principal activity
				Group's effective interest	Held by the Company	Held by a subsidiary	
Jinteng Technology Information (Shenzhen) Co., Ltd. ("Jinteng Technology") (note 2)	Incorporated	Shenzhen, PRC	RMB500,000,000	51.00%	51.00%	–	Information technology services

Note 1: The Company holds 10.33% equity interest in Zheshang Jinhui but has significant influence over Zheshang Jinhui as it can appoint members to Zheshang Jinhui's board of directors. Zheshang Jinhui is accounted for as an associate of the Company.

Note 2: The Company holds 51.00% equity interest in Jinteng Technology and jointly controls Jinteng Technology with a third party according to the contractual arrangement. Jinteng Technology is accounted for as a joint venture of the Company.

25. INTERESTS IN ASSOCIATES AND JOINT VENTURES *(continued)*

A summary of financial information of the Group's associates and joint ventures is presented below:

(a) Zheshang Jinhui

	Year ended 31 December	
	2024	2023
Financial information of the associate		
– Assets	4,255,357,143	4,628,369,379
– Liabilities	197,713,887	186,945,615
– Net assets	4,057,643,256	4,441,423,764
– Operating income	(186,200,242)	439,921,146
– Net (loss)/profit	(317,898,948)	159,193,291
Reconciled to the Group's interests in the associate:		
– Group's effective interest	10.33%	10.33%
– Group's share of net assets of the associate	419,148,913	458,792,906
Carrying amount in the consolidated financial statements	419,148,913	458,792,906

(b) Jinteng Technology

	Year ended 31 December	
	2024	2023
Financial information of the joint venture		
– Assets	176,384,088	191,954,195
– Liabilities	65,303,451	82,208,903
– Net assets	111,080,637	109,745,292
– Operating income	92,284,798	75,315,640
– Net profit/(loss)	1,228,634	(74,647,140)
Reconciled to the Group's interests in the joint venture:		
– Group's effective interest	51.00%	51.00%
– Group's share of net assets of the joint venture	56,651,125	55,970,099
Carrying amount in the consolidated financial statements	56,651,125	55,970,099

(Expressed in RMB, unless otherwise stated)

25. INTERESTS IN ASSOCIATES AND JOINT VENTURES (continued)**(c) Other associates and joint ventures:**

	Year ended 31 December	
	2024	2023
Aggregate carrying amount of Group's interests in other associates and joint ventures in the consolidated financial statements	530,501,013	561,342,413
Aggregate amounts of the Group's share of profit or loss and other comprehensive income of those associates and joint ventures		
– Profit for the year	20,156,794	56,290,129
– Total comprehensive income	20,156,794	56,290,129

26. FINANCIAL ASSETS AT FAIR VALUE THROUGH PROFIT OR LOSS**Non-current**

	As at 31 December	
	2024	2023
Equity securities	9,626,545,749	10,418,334,787
Funds and other investments	664,619,581	40,269,110
Total	10,291,165,330	10,458,603,897

Current

	As at 31 December	
	2024	2023
Equity securities	90,520,017,005	129,686,168,299
Debt securities (note)	140,536,424,324	90,143,565,665
Funds and other investments	37,627,216,942	54,392,916,579
Total	268,683,658,271	274,222,650,543

Note: As at 31 December 2024, the perpetual bonds included in debt securities amounted to RMB27,731,011,560 (31 December 2023: RMB17,969,489,041).

27. FINANCIAL ASSETS HELD UNDER RESALE AGREEMENTS (“REVERSE REPOs”)

(a) Analysed by collateral type:

Non-current

	As at 31 December	
	2024	2023
Stocks	554,650,000	–
Accrued interests	1,451,545	–
Less: Impairment loss allowance	(2,949,664)	–
Total	553,151,881	–

Current

	As at 31 December	
	2024	2023
Stocks	5,061,050,521	4,961,857,932
Debt securities	17,060,667,143	14,891,553,457
Subtotal	22,121,717,664	19,853,411,389
Accrued interests	75,742,012	121,794,302
Less: Impairment loss allowance	(39,872,959)	(53,804,882)
Total	22,157,586,717	19,921,400,809

*(Expressed in RMB, unless otherwise stated)***27. FINANCIAL ASSETS HELD UNDER RESALE AGREEMENTS (“REVERSE REPOS”)** *(continued)***(b) Analysed by market:****Non-current**

	As at 31 December	
	2024	2023
Stock exchanges	553,151,881	–

Current

	As at 31 December	
	2024	2023
Stock exchanges	12,657,420,768	9,727,175,359
Inter-bank market	8,217,340,993	5,689,338,009
Over-the-counter market	1,282,824,956	4,504,887,441
Total	22,157,586,717	19,921,400,809

The Group receives securities as collateral in connection with reverse REPO business. The Group is allowed to sell or re-pledge the collateral held in connection with bond outright REPO business in the absence of default by its counterparties. If the securities depreciate in value, the Group may, in certain circumstances, require additional collateral. The Group has an obligation to return the collateral to its counterparties at the expiration of the agreements.

As at 31 December 2024, the collateral received by the Group in connection with reverse REPO business amounted to RMB34,286,574,938 (31 December 2023: RMB29,245,180,528).

28. REFUNDABLE DEPOSITS

	As at 31 December	
	2024	2023
Trading deposits	7,580,163,863	8,658,008,686
Performance bonds	426,959,728	853,688,456
Credit deposits	67,289,911	55,491,207
Subtotal	8,074,413,502	9,567,188,349
Accrued interests	191,467	104,293
Total	8,074,604,969	9,567,292,642

Refundable deposits are mainly placed at stock exchanges, clearing houses, futures and commodity exchanges, China Securities Finance Corporation Limited, Shanghai Clearing House, futures companies and other institutions.

(Expressed in RMB, unless otherwise stated)

29. DEFERRED TAX ASSETS/(LIABILITIES)**(a) Deferred tax assets and liabilities recognised**

The components and the movements during the year of the deferred tax assets/(liabilities) recognised in the consolidated statement of financial position are as follows:

	As at 31 December 2023	(Charged)/ credited to profit or loss	Charged to equity	Effect of changes in exchange rates	As at 31 December 2024		
					Deferred tax, net	Deferred tax assets	Deferred tax liabilities
Deferred tax assets/(liabilities) before set-off:							
Staff cost	1,216,356,857	(285,013,059)	-	263,060	931,606,858	931,606,858	-
Unused tax losses	1,224,029,106	785,658,049	-	24,916	2,009,712,071	2,009,712,071	-
Depreciation and amortisation	(148,928,110)	20,228,820	-	(45,824)	(128,745,114)	151,068	(128,896,182)
Changes in fair values of financial instruments at FVTPL	(360,414,457)	(494,983,356)	-	-	(855,397,813)	36,775,494	(892,173,307)
Changes in fair values of financial instruments at FVOCI	(64,654,380)	-	(172,273,432)	9,793	(236,918,019)	1,081,393	(237,999,412)
Impairment loss allowance	97,867,376	7,833,556	(4,450,688)	279,078	101,529,322	101,529,322	-
Fair value adjustment arising from acquisition of subsidiaries	(158,496,563)	2,707,882	-	-	(155,788,681)	-	(155,788,681)
Right-of-use assets	(956,257,588)	23,601,223	-	-	(932,656,365)	-	(932,656,365)
Lease liabilities	983,872,237	(29,390,690)	-	-	954,481,547	954,481,547	-
Others	466,821,646	(14,264,473)	-	(102)	452,557,071	452,557,071	-
Subtotal	2,300,196,124	16,377,952	(176,724,120)	530,921	2,140,380,877	4,487,894,824	(2,347,513,947)
Set off						(1,895,497,552)	1,895,497,552
Deferred tax assets/(liabilities) recognised in the consolidated statement of financial position						2,592,397,272	(452,016,395)

29. DEFERRED TAX ASSETS/(LIABILITIES)

(a) Deferred tax assets and liabilities recognised

	As at 31 December 2023						
	As at 31 December 2022	(Charged)/ credited to profit or loss	Charged to equity	Effect of changes in exchange rates	Deferred tax, net	Deferred tax assets	Deferred tax liabilities
Deferred tax assets/(liabilities) before set-off:							
Staff cost	1,616,035,470	(400,474,844)	-	796,231	1,216,356,857	1,216,356,857	-
Unused tax losses	30,012,969	1,193,954,202	-	61,935	1,224,029,106	1,224,029,106	-
Depreciation and amortisation	(93,305,632)	(55,554,892)	-	(67,586)	(148,928,110)	78,300	(149,006,410)
Changes in fair values of financial instruments at FVTPL	73,654,451	(434,068,908)	-	-	(360,414,457)	158,486,494	(518,900,951)
Changes in fair values of financial instruments at FVOCI	40,555,022	-	(105,102,948)	(106,454)	(64,654,380)	4,003,779	(68,658,159)
Impairment loss allowance	107,968,258	(8,963,218)	(1,261,099)	123,435	97,867,376	97,867,376	-
Fair value adjustment arising from acquisition of subsidiaries	(161,230,995)	2,734,432	-	-	(158,496,563)	-	(158,496,563)
Right-of-use assets	(461,862,259)	(494,395,329)	-	-	(956,257,588)	-	(956,257,588)
Lease liabilities	481,236,468	502,635,769	-	-	983,872,237	983,872,237	-
Others	398,359,484	68,465,620	-	(3,458)	466,821,646	466,821,646	-
Subtotal	2,031,423,236	374,332,832	(106,364,047)	804,103	2,300,196,124	4,151,515,795	(1,851,319,671)
Set off						(1,268,629,187)	1,268,629,187
Deferred tax assets/(liabilities) recognised in the consolidated statement of financial position						2,882,886,608	(582,690,484)

*(Expressed in RMB, unless otherwise stated)***29. DEFERRED TAX ASSETS/(LIABILITIES)** *(continued)***(b) Deferred tax assets not recognised**

As at 31 December 2024, the accumulated deductible temporary differences and unused tax losses with no deferred tax asset recognised by the Group amounted to RMB2,937 million (31 December 2023: RMB2,073 million).

Deferred tax assets not recognised in respect of cumulative tax losses are mainly attributable to certain overseas subsidiaries of the Group which were set up to strengthen the Group's cross-border service capabilities.

Deferred tax assets arising from unused tax losses are recognised only to the extent that an entity has sufficient taxable temporary differences or there is other convincing evidence that sufficient taxable profit will be available against which the unused tax losses can be utilised by the entity, when the entity has a history of recent losses. The directors of the Company review the financial performance of these overseas subsidiaries at the end of the year to determine whether there is sufficient taxable profit available against the unused tax losses, and they are of the opinion that it is probable that sufficient future taxable profits against which the losses can be utilised may not be available in these overseas entities in the foreseeable future, given the current market conditions, and that further expenditures of these overseas subsidiaries are considered necessary for expanding the Group's foreign operations based on its business strategies.

30. OTHER NON-CURRENT ASSETS

	As at 31 December	
	2024	2023
Rental and other deposits	328,177,804	314,103,610
Others	131,714,542	240,750,228
Subtotal	459,892,346	554,853,838
Less: Impairment loss allowance	(1,439,146)	–
Total	458,453,200	554,853,838

31. ACCOUNTS RECEIVABLE

(a) Analysed by nature:

	As at 31 December	
	2024	2023
Trade receivables (note)	38,034,844,589	31,697,972,769
Asset management fees receivable	1,304,107,740	1,289,659,820
Underwriting and advisory fees receivable	1,081,203,596	1,125,045,669
Trading seat rental fees receivable	214,016,057	246,344,096
Others	230,764,666	168,053,570
Subtotal	40,864,936,648	34,527,075,924
Less: Impairment loss allowance	(557,385,350)	(517,581,824)
Total	40,307,551,298	34,009,494,100

Note: Trade receivables mainly consisted of receivables from brokers and clearing houses for trade settlements and from counterparties in derivative transactions.

Notes to the Consolidated Financial Statements

(Expressed in RMB, unless otherwise stated)

31. ACCOUNTS RECEIVABLE (continued)

(b) Analysed by aging:

	As at 31 December 2024			
	Gross amount		Impairment loss allowance	
	Amount	%	Amount	%
Within 1 year (inclusive)	39,805,374,119	97.41%	(95,848,549)	0.24%
1 to 2 years (inclusive)	352,630,562	0.86%	(33,565,805)	9.52%
2 to 3 years (inclusive)	152,517,079	0.37%	(43,247,740)	28.36%
More than 3 years	554,414,888	1.36%	(384,723,256)	69.39%
Total	40,864,936,648	100.00%	(557,385,350)	1.36%

	As at 31 December 2023			
	Gross amount		Impairment loss allowance	
	Amount	%	Amount	%
Within 1 year (inclusive)	33,483,308,450	96.98%	(79,430,284)	0.24%
1 to 2 years (inclusive)	299,725,956	0.87%	(42,408,901)	14.15%
2 to 3 years (inclusive)	232,014,726	0.67%	(75,044,921)	32.34%
More than 3 years	512,026,792	1.48%	(320,697,718)	62.63%
Total	34,527,075,924	100.00%	(517,581,824)	1.50%

32. RECEIVABLES FROM MARGIN CLIENTS

(a) Analysed by nature:

	As at 31 December	
	2024	2023
Individuals	37,623,057,334	29,594,022,981
Institutions	4,974,959,421	5,075,335,319
Subtotal	42,598,016,755	34,669,358,300
Accrued interests	1,067,063,684	1,300,923,579
Less: Impairment loss allowance	(183,274,786)	(160,714,128)
Total	43,481,805,653	35,809,567,751

(b) Analysed by fair value of collateral of margin financing and securities lending business:

	As at 31 December	
	2024	2023
Stocks	111,151,485,538	94,859,724,855
Funds	4,373,418,748	11,441,774,345
Cash	4,691,611,242	4,725,196,960
Debt securities	117,305,431	125,059,295
Total	120,333,820,959	111,151,755,455

*(Expressed in RMB, unless otherwise stated)***33. DEBT INSTRUMENTS AT FAIR VALUE THROUGH OTHER COMPREHENSIVE INCOME****(a) Analysed by type:****Current**

	As at 31 December	
	2024	2023
Debt securities	84,901,861,907	65,619,113,753

(b) Analysed by listing status:**Current**

	As at 31 December	
	2024	2023
Listed		
– In Hong Kong, China	5,693,144,210	2,123,179,346
– Outside Hong Kong, China	75,189,968,453	63,495,934,407
Unlisted	4,018,749,244	–
Total	84,901,861,907	65,619,113,753

34. EQUITY INSTRUMENTS AT FAIR VALUE THROUGH OTHER COMPREHENSIVE INCOME

(a) Analysed by type:

Non-current

	As at 31 December
	2024
Stocks	5,289,635,124
Funds	2,574,298,466
Total	7,863,933,590

(b) Analysed by listing status:

Non-current

	As at 31 December
	2024
Listed – Outside Hong Kong, China	7,863,933,590

Equity instruments at FVOCI are non-traded equity instruments held by the Group. As the equity instruments are not held for trading purposes, the Group has designated these investments as equity instruments at FVOCI.

For the year ended 31 December 2024, the gains from equity instruments at FVOCI recognised in other comprehensive income amounted to RMB137,659,336, and the dividend income from equity instruments at FVOCI amounted to RMB174,542,984.

As a result of the change in investment strategy, the Group disposed of certain equity instruments at FVOCI and the corresponding losses before income tax of RMB20,858,043 were reclassified from other comprehensive income to retained earnings. The fair value of the equity instruments at the date of derecognition amounted to RMB344,858,944. The dividend income related to equity instruments at FVOCI derecognised during the reporting period amounted to RMB21,655,879.

*(Expressed in RMB, unless otherwise stated)***35. DERIVATIVE FINANCIAL ASSETS/(LIABILITIES)**

	As at 31 December 2024		
	Notional amount	Fair value	
		Assets	Liabilities
Hedging instruments (a)			
– Interest rate contracts	21,346,360,000	19,601,698	(46,233,115)
Non-hedging instruments			
– Interest rate contracts	410,457,385,844	2,653,307,319	(3,129,908,979)
– Currency contracts	246,510,683,269	2,400,360,049	(1,491,165,341)
– Equity contracts	269,649,845,087	10,580,214,260	(5,943,954,228)
– Credit contracts	7,449,383,999	67,934,102	(82,089)
– Other contracts (note)	139,230,511,667	745,782,043	(811,039,890)
Total	1,094,644,169,866	16,467,199,471	(11,422,383,642)

35. DERIVATIVE FINANCIAL ASSETS/(LIABILITIES) *(continued)*

	As at 31 December 2023		
	Notional amount	Fair value	
		Assets	Liabilities
Hedging instruments (a)			
– Interest rate contracts	17,998,480,000	65,189,075	(22,882,355)
– Currency contracts	722,090,400	–	(4,596,914)
Non-hedging instruments			
– Interest rate contracts	374,618,428,768	1,594,759,223	(1,713,235,389)
– Currency contracts	171,644,582,169	927,092,799	(1,218,399,397)
– Equity contracts	387,431,328,523	8,343,670,758	(5,701,535,909)
– Credit contracts	11,325,691,600	105,766,951	(212,227)
– Other contracts (note)	108,870,489,635	968,913,718	(885,779,845)
Total	1,072,611,091,095	12,005,392,524	(9,546,642,036)

Note: Other contracts mainly include commodity options and commodity futures.

Under a daily mark-to-market settlement arrangement, any gains or losses on the Group's positions in futures contracts in Chinese mainland are settled on a daily basis. The fair value of those unexpired daily-settled future contracts as follows:

	Year ended 31 December	
	2024	2023
Unexpired daily-settled future contracts	(880,790,004)	598,627,695

(Expressed in RMB, unless otherwise stated)

35. DERIVATIVE FINANCIAL ASSETS/(LIABILITIES) (continued)**(a) Hedging instruments****(i) Fair value hedges**

Fair value hedges are used by the Group to protect against changes in the fair value of financial liabilities due to movements in market interest rates. Interest rate swaps are used to hedge the interest rate risk of the selected long-term debt securities issued.

The gains of fair value hedges are presented as follows:

	Year ended 31 December	
	2024	2023
Gains arising from fair value hedges, net:		
Interest rate contracts (note)	(62,067,734)	50,559,629
Hedged items attributable to the hedged risk	65,536,478	(40,610,763)
Total	3,468,744	9,948,866

Note: For the years ended 31 December 2024 and 2023, the gains and losses arising from ineffective hedging are not significant.

The analysis on notional amounts of the items designated as hedging instruments in fair value hedges by tenure is presented as follows:

	As at 31 December 2024			
	Less than 6 months (inclusive)	6 months to 12 months (inclusive)	More than 12 months	Total
Hedging instruments-interest rate contracts	-	-	21,346,360,000	21,346,360,000

	As at 31 December 2023			
	Less than 6 months (inclusive)	6 months to 12 months (inclusive)	More than 12 months	Total
Hedging instruments-interest rate contracts	500,000,000	-	17,498,480,000	17,998,480,000

35. DERIVATIVE FINANCIAL ASSETS/(LIABILITIES) *(continued)***(a) Hedging instruments** *(continued)***(i) Fair value hedges** *(continued)*

Details of the Group's hedged risk exposure in fair value hedges strategy are set out below:

Long-term debt securities issued	As at 31 December	
	2024	2023
Carrying amount of hedged items	21,731,936,056	18,321,073,414
Accumulated adjustments to the fair value of hedged items	(23,193,256)	45,127,039

(ii) Hedges of net investments in foreign operations

The Group's consolidated financial position is affected by the gain or loss arising from currency fluctuations as the Company and its subsidiaries have different functional currencies. The Group hedges such foreign exchange exposure in limited circumstances. The Group hedges exchange exposures using foreign exchange forward contracts for certain net investments in foreign operations. Under the hedging relationships, the Group separates the forward element and the spot element of a forward contract and designates only the change in the value of the spot element of the forward contract as the hedging instrument. There was no hedge ineffectiveness for the years ended 31 December 2024 and 2023.

For the year ended 31 December 2024, the net losses from the hedging instruments recognised in other comprehensive income amounted to RMB1,696,923 (year ended 31 December 2023: net gains of RMB15,460,231). For the year ended 31 December 2024, the net losses associated with forward elements of forward contracts recognised in profit or loss amounted to RMB10,543,884 (year ended 31 December 2023: net losses of RMB11,686,568).

As at 31 December 2024, there were no hedging instruments designated as hedges of net investments in foreign operations by the Group (31 December 2023: a notional amount of RMB722,090,400 with a remaining maturity within six months).

*(Expressed in RMB, unless otherwise stated)***36. CASH HELD ON BEHALF OF CLIENTS**

The Group maintains segregated deposit accounts with banks and authorised institutions to hold client monies arising from its ordinary course of business. The Group has classified their client monies as cash held on behalf of clients under current assets in the consolidated statement of financial position and recognised the corresponding current liabilities, in particular, accounts payable to brokerage clients and accounts payable to underwriting clients, on the grounds that the Group is liable for any misappropriation of their clients' monies. In Chinese mainland, clients' monies are restricted and governed by relevant third-party deposit regulations issued by the China Securities Regulatory Commission (the "CSRC"). In Hong Kong SAR, clients' monies are restricted and governed by the *Securities and Futures (Client Money) Rules* under the *Securities and Futures Ordinance*.

37. CASH AND BANK BALANCES

	As at 31 December	
	2024	2023
Cash on hand	88,677	87,530
Deposits with banks	51,698,947,706	58,218,963,250
Deposits with clearing houses	12,631,427,501	13,789,126,186
Subtotal	64,330,463,884	72,008,176,966
Accrued interests	159,630,290	128,602,143
Less: Impairment loss allowance	(1,242,973)	(1,018,163)
Total	64,488,851,201	72,135,760,946

38. CASH AND CASH EQUIVALENTS

	As at 31 December	
	2024	2023
Cash on hand	88,677	87,530
Deposits with banks	51,698,947,706	58,218,963,250
Deposits with clearing houses	12,631,427,501	13,789,126,186
Subtotal	64,330,463,884	72,008,176,966
Less: Restricted bank deposits	(1,723,419,599)	(1,078,011,347)
Total	62,607,044,285	70,930,165,619

The restricted bank deposits mainly include the risk reserve deposits held for asset management business and temporary deposits held on behalf of non-brokerage clients.

39. RECONCILIATION OF LIABILITIES ARISING FROM FINANCING ACTIVITIES

	Non-cash changes					
	As at					As at
	31 December		Transferred in/ (transferred out)	Fair value changes	Interests, changes in exchange rates and others	31 December
2023	Cash flows				2024	
Short-term debt securities issued	17,286,796,558	2,462,918,472	(27,379,443)	-	456,319,676	20,178,655,263
Long-term debt securities issued due within one year	41,800,648,501	(33,335,106,619)	23,644,457,812	5,209,694	1,754,614,863	33,869,824,251
Long-term debt securities issued	106,936,985,625	19,398,903,352	(23,644,457,812)	(74,636,389)	3,992,550,873	106,609,345,649
Lease liabilities	4,427,864,310	(1,145,646,007)	-	-	1,083,115,449	4,365,333,752
Other current liabilities (note)	570,043,409	(2,237,707,779)	27,379,443	-	2,400,459,354	760,174,427
Total liabilities arising from financing activities	171,022,338,403	(14,856,638,581)	-	(69,426,695)	9,687,060,215	165,783,333,342

Notes to the Consolidated Financial Statements

(Expressed in RMB, unless otherwise stated)

39. RECONCILIATION OF LIABILITIES ARISING FROM FINANCING ACTIVITIES *(continued)*

	As at 31 December 2022	Cash flows	Non-cash changes			As at 31 December 2023
			Transferred in/ (transferred out)	Fair value changes	Interests, changes in exchange rates and others	
Short-term debt securities issued	18,551,991,957	(2,203,094,801)	602,108,591	-	335,790,811	17,286,796,558
Long-term debt securities issued due within one year	64,710,844,840	(61,140,713,114)	35,849,239,813	13,709,912	2,367,567,050	41,800,648,501
Long-term debt securities issued	87,273,120,622	52,260,459,912	(35,849,239,813)	44,897,438	3,207,747,466	106,936,985,625
Lease liabilities	2,422,828,848	(1,057,862,774)	-	-	3,062,898,236	4,427,864,310
Other current liabilities (note)	1,172,152,000	(1,529,506,236)	(602,108,591)	-	1,529,506,236	570,043,409
Total liabilities arising from financing activities	174,130,938,267	(13,670,717,013)	-	58,607,350	10,503,509,799	171,022,338,403

Note: As at 31 December 2024, the Group's beneficiary certificates that had matured and were pending for redemption amounted to RMB29,074,427 (31 December 2023: RMB275,443,409).

40. FINANCIAL LIABILITIES AT FAIR VALUE THROUGH PROFIT OR LOSS

	As at 31 December 2024		
	Financial liabilities held for trading	Financial liabilities designated as at fair value through profit or loss	Total
Equity securities	1,143,148,568	24,087,309,679	25,230,458,247
Debt securities	32,553,109	2,504,529,853	2,537,082,962
Funds and others	4,666,729	-	4,666,729
Total	1,180,368,406	26,591,839,532	27,772,207,938

40. FINANCIAL LIABILITIES AT FAIR VALUE THROUGH PROFIT OR LOSS

	As at 31 December 2023		
	Financial liabilities held for trading	Financial liabilities designated as at fair value through profit or loss	Total
Equity securities	2,607,124,720	33,237,496,230	35,844,620,950
Debt securities	471,493,768	4,122,271,849	4,593,765,617
Funds and others	72,726,647	–	72,726,647
Total	3,151,345,135	37,359,768,079	40,511,113,214

Note 1: As at 31 December 2024 and 2023, there were no significant changes in the fair values of financial liabilities designated as at fair value through profit or loss as a result of changes in the credit risk of the Group.

Note 2: The Group's financial liabilities designated at fair value through profit or loss are mainly equity-linked instruments, and their fair values are linked to stocks, indices, etc.

41. ACCOUNTS PAYABLE TO BROKERAGE CLIENTS

	As at 31 December	
	2024	2023
Client deposits for brokerage trading	92,142,142,428	74,900,262,176
Client deposits for margin financing and securities lending	8,514,555,446	7,400,230,234
Subtotal	100,656,697,874	82,300,492,410
Accrued interests	11,705,133	10,522,022
Total	100,668,403,007	82,311,014,432

*(Expressed in RMB, unless otherwise stated)***41. ACCOUNTS PAYABLE TO BROKERAGE CLIENTS** *(continued)*

Accounts payable to brokerage clients represent the monies received from and repayable to brokerage clients, which are mainly held at banks and clearing houses. Accounts payable to brokerage clients are interest-bearing at the prevailing interest rate.

The balance of the accounts payable includes certain margin deposits and cash collaterals received from clients for their margin financing and securities lending activities under ordinary course of business. Only the amounts in excess of the required amount of margin deposits and cash collateral are repayable on demand.

42. PLACEMENTS FROM FINANCIAL INSTITUTIONS**(a) Analysed by funding source:**

	As at 31 December	
	2024	2023
Placements from banks	40,020,987,712	43,539,461,810
Placements from China Securities Finance Corporation Limited	4,670,000,000	1,200,000,000
Subtotal	44,690,987,712	44,739,461,810
Accrued interests	34,962,257	234,933,009
Total	44,725,949,969	44,974,394,819

(b) Analysed by residual maturity:

	As at 31 December			
	2024		2023	
	Book value	Range of interest rate	Book value	Range of interest rate
Within 1 month (inclusive)	38,339,826,388	0.90% to 4.90%	37,550,911,684	0.85% to 6.50%
1 to 3 months (inclusive)	1,258,941,076	1.99% to 4.64%	5,672,896,110	2.77% to 6.28%
3 months to 1 year (inclusive)	5,127,182,505	1.85% to 2.76%	1,750,587,025	2.93% to 6.53%
Total	44,725,949,969		44,974,394,819	

43. SHORT-TERM DEBT SECURITIES ISSUED

(a) Beneficiary certificates:

Name	Book value as at 31 December 2023		Increase Decrease	Book value as at 31 December 2024	
	Beneficiary certificates	13,953,759,541		40,253,640,168	(37,052,033,411)

Name	Book value as at 31 December 2022	Increase	Decrease	Book value as at 31 December 2023
Beneficiary certificates	15,724,961,356	43,072,392,997	(44,843,594,812)	13,953,759,541

The Group has issued beneficiary certificates bearing nominal interest at:

- fixed rates, ranging from 1.60% to 6.39% per annum; or
- a floating rate.

The floating interest rate is calculated based on stock indices such as the China Securities Index 300, the China Securities Index 500, individual stocks, prices of commodity products or the United States dollar (“USD”) index.

Notes to the Consolidated Financial Statements

(Expressed in RMB, unless otherwise stated)

43. SHORT-TERM DEBT SECURITIES ISSUED (continued)

(b) Short-term corporate bonds:

Name	Interest commencement		Principal	Nominal interest rate	Book value as at 31 December		Book value as at 31 December	
	date	Maturity date			2023	Increase	Decrease	2024
23 CICC WMS S1	18/05/2023	18/05/2024	3,000,000,000	2.52%	3,046,050,277	29,694,798	(3,075,745,075)	-
Name	Interest commencement date	Maturity date	Principal	Nominal interest rate	Book value as at 31 December 2022	Increase	Decrease	Book value as at 31 December 2023
22 CICC WMS S1	11/08/2022	11/08/2023	2,000,000,000	2.04%	2,014,722,316	26,173,948	(2,040,896,264)	-
23 CICC WMS S1	18/05/2023	18/05/2024	3,000,000,000	2.52%	-	3,049,191,786	(3,141,509)	3,046,050,277
Total					2,014,722,316	3,075,365,734	(2,044,037,773)	3,046,050,277

(c) Commercial papers:

Name	Interest commencement		Principal	Nominal interest rate	Book value as at 31 December		Book value as at 31 December	
	date	Maturity date			2023	Increase	Decrease	2024
24 CICC CP001	06/06/2024	08/07/2024	820,000,000	1.87%	-	821,344,351	(821,344,351)	-
24 CICC CP002	03/07/2024	10/09/2024	2,000,000,000	1.85%	-	2,006,994,521	(2,006,994,521)	-
24 CICC CP003	11/07/2024	19/09/2024	1,500,000,000	1.83%	-	1,505,264,384	(1,505,264,384)	-
24 CICC CP004	05/08/2024	25/09/2024	2,000,000,000	1.78%	-	2,004,974,247	(2,004,974,247)	-
24 CICC CP005	05/09/2024	22/11/2024	2,000,000,000	1.89%	-	2,008,077,808	(2,008,077,808)	-
24 CICC CP006	26/09/2024	29/11/2024	2,400,000,000	1.88%	-	2,407,911,452	(2,407,911,452)	-
24 CICC CP007	27/11/2024	07/03/2025	2,000,000,000	1.88%	-	2,003,502,466	-	2,003,502,466
Total					-	12,758,069,229	(10,754,566,763)	2,003,502,466

43. SHORT-TERM DEBT SECURITIES ISSUED (continued)**(d) Structured notes:**

Name	Book value as at		Book value as at	
	31 December 2023	Increase	Decrease	31 December 2024
Structured notes (i)	286,986,740	2,935,002,700	(2,202,202,941)	1,019,786,499

Name	Book value as at 31 December 2022	Increase	Decrease	Book value as at 31 December 2023
Structured notes (i)	812,308,285	1,722,142,274	(2,247,463,819)	286,986,740

- (i) The notes were issued bearing nominal interest at rates ranging from 0.08% to 5.73% per annum. The notes have maturities ranging from 3 days to 365 days.

44. FINANCIAL ASSETS SOLD UNDER REPURCHASE AGREEMENTS (“REPOS”)**(a) Analysed by collateral type:**

	As at 31 December	
	2024	2023
Stocks	1,518,705,600	3,188,530,021
Debt securities	84,592,823,339	56,336,374,839
Others	8,266,712,897	5,314,585,787
Subtotal	94,378,241,836	64,839,490,647
Accrued interests	183,768,104	59,575,077
Total	94,562,009,940	64,899,065,724

(Expressed in RMB, unless otherwise stated)

44. FINANCIAL ASSETS SOLD UNDER REPURCHASE AGREEMENTS (“REPOs”) (continued)**(b) Analysed by market:**

	As at 31 December	
	2024	2023
Inter-bank market	66,423,804,404	52,765,929,698
Stock exchanges	9,026,275,858	6,083,689,315
Over-the-counter market	19,111,929,678	6,049,446,711
Total	94,562,009,940	64,899,065,724

As at 31 December 2024, the Group's pledged collateral in connection with its repurchase financing business amounted to RMB97,585,951,789 (31 December 2023: RMB67,812,855,016).

45. EMPLOYEE BENEFITS PAYABLE

	As at 31 December	
	2024	2023
Non-current		
Salaries, bonuses and allowances	511,726,004	897,025,885
Current		
Salaries, bonuses and allowances	4,291,578,232	4,732,585,278
Retirement scheme contributions	87,239,096	51,637,755
Other social welfare	52,913,273	41,209,693
Others	62,167,292	167,958,305
Subtotal	4,493,897,893	4,993,391,031
Total	5,005,623,897	5,890,416,916

46. CONTRACT LIABILITIES

	As at 31 December	
	2024	2023
Investment banking services	186,708,623	214,933,825
Asset management services	149,921,739	179,666,997
Others	22,869,901	16,673,705
Total	359,500,263	411,274,527

47. OTHER CURRENT LIABILITIES

	As at 31 December	
	2024	2023
Trade payables	104,371,060,510	95,534,985,616
Accrued expenses	1,471,281,764	1,427,743,208
Dividends payable (note 1)	731,100,000	294,600,000
Payables to other investors of consolidated structured entities (note 2)	144,093,558	63,443,432
Sundry tax payable	330,531,539	447,503,119
Provisions	72,956,458	163,896,715
Others	935,110,191	1,161,528,107
Total	108,056,134,020	99,093,700,197

Note 1: As at 31 December 2024 and 2023, dividends payable was distribution to holders of perpetual subordinated bonds.

Note 2: For each reporting period, the consolidation scope of structured entities varies due to the addition of structured entities which meet the consolidation criteria or due to the liquidation of the consolidated structured entities or changes in the Group's interests therein.

(Expressed in RMB, unless otherwise stated)

48. LONG-TERM DEBT SECURITIES ISSUED**(a) Corporate bonds:**

Name	Interest commencement		Interest payment	Principal	Nominal interest rate	Book value as at			Book value as at 31 December 2024
	date	Maturity date				31 December 2023	Increase	Decrease	
20 CICC G2 (ii)	03/04/2020	03/04/2027	Annually	1,000,000,000	3.25%	1,024,153,005	32,566,173	(32,500,000)	1,024,219,178
20 CICC G4 (iii)	06/05/2020	06/05/2027	Annually	700,000,000	2.88%	713,164,590	20,196,067	(20,160,000)	713,200,657
20 CICC 12 (iv)	19/10/2020	19/10/2025	Annually	2,500,000,000	2.95%	2,514,709,699	73,790,301	(73,750,000)	2,514,750,000
20 CICC 14 (v)	28/10/2020	28/10/2025	Annually	3,000,000,000	2.90%	2,472,675,768	71,379,980	(71,345,800)	2,472,709,948
21 CICC F2 (vi)	18/01/2021	18/01/2026	Annually	2,500,000,000	3.75%	2,589,126,712	4,623,288	(2,593,750,000)	-
21 CICC F4 (vii)	04/03/2021	04/03/2026	Annually	2,000,000,000	3.82%	2,063,040,437	13,359,563	(2,076,400,000)	-
21 CICC G1 (viii)	16/03/2021	16/03/2026	Annually	2,000,000,000	3.58%	2,056,732,240	14,867,760	(2,071,600,000)	-
21 CICC G2	16/03/2021	16/03/2031	Annually	2,000,000,000	4.10%	2,064,972,678	82,178,007	(82,000,000)	2,065,150,685
21 CICC G3 (ix)	25/03/2021	25/03/2026	Annually	1,500,000,000	3.51%	1,540,422,541	12,227,459	(1,552,650,000)	-
21 CICC G4	25/03/2021	25/03/2031	Annually	2,500,000,000	4.07%	2,578,119,535	101,964,026	(101,750,000)	2,578,333,561
21 CICC F6 (x)	13/04/2021	13/04/2026	Annually	3,500,000,000	3.70%	3,592,702,186	36,797,814	(3,629,500,000)	-
21 CICC G5 (xi)	16/08/2021	16/08/2026	Annually	1,000,000,000	3.04%	1,011,379,235	19,020,765	(1,030,400,000)	-
21 CICC G6 (xii)	16/08/2021	16/08/2028	Annually	1,500,000,000	3.39%	1,519,034,016	50,902,148	(50,850,000)	1,519,086,164
21 CICC G7	08/12/2021	08/12/2024	Annually	2,500,000,000	2.97%	2,504,665,984	69,584,016	(2,574,250,000)	-
21 CICC G8	08/12/2021	08/12/2031	Annually	1,000,000,000	3.68%	1,002,312,568	36,806,336	(36,800,000)	1,002,318,904
22 CICC G1 (xiii)	29/11/2022	29/11/2027	Annually	2,500,000,000	2.94%	2,506,426,780	73,517,606	(73,500,000)	2,506,444,386
22 CICC G2	29/11/2022	29/11/2032	Annually	2,000,000,000	3.52%	2,006,155,718	70,416,864	(70,400,000)	2,006,172,582
22 CICC G3 (xiv)	16/12/2022	16/12/2025	Annually	1,000,000,000	3.36%	1,001,377,049	32,222,951	(1,033,600,000)	-
23 CICC G1 (xix)	17/01/2023	17/01/2026	Annually	1,000,000,000	3.00%	1,027,699,620	30,863,232	(30,000,000)	1,028,562,852
23 CICC G2 (xx)	17/01/2023	17/01/2028	Annually	3,000,000,000	3.18%	3,087,422,720	97,101,419	(95,400,000)	3,089,124,139
23 CICC G3 (xxi)	06/06/2023	06/06/2028	Annually	5,000,000,000	2.87%	5,074,614,565	146,524,329	(143,500,000)	5,077,638,894

48. LONG-TERM DEBT SECURITIES ISSUED (continued)

(a) Corporate bonds: (continued)

Name	Interest commencement		Interest payment	Principal	Nominal interest rate	Book value as at			Book value as at 31 December 2024
	date	Maturity date				31 December 2023	Increase	Decrease	
23 CICC G5 (xxii)	24/07/2023	24/07/2028	Annually	3,000,000,000	2.69%	3,030,902,630	82,474,483	(80,700,000)	3,032,677,113
23 CICC G6 (xxiii)	24/07/2023	24/07/2030	Annually	2,000,000,000	3.03%	2,023,373,690	61,323,706	(60,600,000)	2,024,097,396
23 CICC F1 (xxiv)	28/08/2023	28/08/2028	Annually	1,000,000,000	2.80%	1,008,638,933	28,366,202	(28,000,000)	1,009,005,135
23 CICC F2 (xxv)	28/08/2023	28/08/2030	Annually	4,000,000,000	3.06%	4,037,916,391	123,304,571	(122,400,000)	4,038,820,962
23 CICC F3 (xxvi)	18/09/2023	18/09/2026	Annually	2,000,000,000	2.89%	2,014,635,514	58,874,802	(57,800,000)	2,015,710,316
23 CICC F4 (xxvii)	18/09/2023	18/09/2028	Annually	3,000,000,000	2.99%	3,022,657,333	90,782,494	(89,700,000)	3,023,739,827
23 CICC G7 (xxviii)	21/12/2023	21/12/2028	Annually	3,000,000,000	2.85%	3,002,336,066	85,506,400	(89,844,843)	2,997,997,623
23 CICC G8 (xxix)	21/12/2023	21/12/2030	Annually	1,000,000,000	3.03%	1,000,827,869	30,302,268	(32,050,988)	999,079,149
24 CICC G1 (xxx)	04/03/2024	04/03/2028	Annually	2,500,000,000	2.39%	-	2,549,436,986	(3,000,042)	2,546,436,944
24 CICC G2 (xxxi)	04/03/2024	04/03/2029	Annually	1,500,000,000	2.44%	-	1,530,282,740	(2,223,891)	1,528,058,849
24 CICC G3	04/03/2024	04/03/2034	Annually	1,000,000,000	2.70%	-	1,022,339,726	(1,879,023)	1,020,460,703
24 CICC F1 (xxxii)	28/11/2024	28/05/2027	Annually	2,000,000,000	2.05%	-	2,003,706,849	(2,761,011)	2,000,945,838
20 CICC WMS G3	21/10/2020	21/10/2025	Annually	1,000,000,000	4.20%	1,007,969,248	42,174,556	(42,001,981)	1,008,141,823
20 CICC WMS G6 (xv)	15/12/2020	15/12/2025	Annually	1,000,000,000	2.97%	296,280,039	8,856,960	(8,791,615)	296,345,384
21 CICC WMS G2 (xvi)	26/03/2021	26/03/2026	Annually	3,000,000,000	2.75%	3,082,246,095	72,823,224	(919,543,373)	2,235,525,946
21 CICC WMS G3 (xvii)	22/04/2021	22/04/2026	Annually	3,000,000,000	2.51%	3,071,996,334	2,443,878,493	(2,456,615,873)	3,059,258,954
21 CICC WMS G4	22/04/2021	22/04/2026	Annually	2,000,000,000	3.84%	2,052,028,797	77,404,536	(76,803,623)	2,052,629,710
21 CICC WMS G5 (xviii)	09/12/2021	09/12/2026	Annually	3,000,000,000	2.10%	3,003,127,958	89,132,265	(2,631,924,142)	460,336,081
22 CICC WMS G1	08/03/2022	08/03/2025	Annually	1,500,000,000	3.07%	1,536,835,632	46,803,401	(46,052,172)	1,537,586,861
22 CICC WMS G2	08/03/2022	08/03/2027	Annually	500,000,000	3.49%	513,815,062	17,596,292	(17,450,823)	513,960,531
22 CICC WMS G3	18/07/2022	18/07/2025	Annually	2,000,000,000	2.83%	2,024,874,857	57,773,664	(57,231,632)	2,025,416,889
22 CICC WMS G4	18/07/2022	18/07/2027	Annually	1,000,000,000	3.20%	1,013,935,133	32,341,745	(32,315,943)	1,013,960,935
22 CICC WMS G5	29/08/2022	29/08/2025	Annually	1,500,000,000	2.69%	1,512,997,039	41,209,685	(40,823,601)	1,513,383,123
22 CICC WMS G6	29/08/2022	29/08/2027	Annually	1,500,000,000	3.06%	1,514,628,697	46,401,210	(46,373,863)	1,514,656,044
23 CICC WMS G1	13/04/2023	13/04/2026	Annually	1,500,000,000	3.02%	1,531,518,325	46,052,022	(45,773,835)	1,531,796,512
23 CICC WMS G2	13/04/2023	13/04/2028	Annually	1,500,000,000	3.28%	1,534,185,420	49,637,119	(49,674,019)	1,534,148,520
23 CICC WMS G3	24/08/2023	24/08/2026	Annually	2,000,000,000	2.72%	2,018,762,925	55,325,984	(55,974,925)	2,018,113,984
23 CICC WMS G4	24/08/2023	24/08/2028	Annually	1,000,000,000	3.08%	1,010,647,376	31,190,347	(32,059,283)	1,009,778,440
24 CICC WMS G1	27/05/2024	27/11/2025	Annually	1,000,000,000	2.18%	-	1,013,623,429	(1,280,189)	1,012,343,240
24 CICC WMS G2	27/05/2024	27/11/2026	Annually	2,000,000,000	2.27%	-	2,027,877,785	(2,455,660)	2,025,422,125
24 CICC WMS G3	29/11/2024	29/11/2027	Annually	1,500,000,000	2.10%	-	1,502,947,484	(2,443,396)	1,500,504,088
24 CICC WMS G4	29/11/2024	29/11/2029	Annually	1,500,000,000	2.25%	-	1,503,121,392	(2,443,396)	1,500,677,996
Total						89,818,045,009	17,963,782,924	(24,583,098,942)	83,198,728,991

Notes to the Consolidated Financial Statements

(Expressed in RMB, unless otherwise stated)

48. LONG-TERM DEBT SECURITIES ISSUED (continued)

(a) Corporate bonds: (continued)

Name	Interest commencement		Interest payment	Principal	Nominal interest rate	Book value as at			Book value as at 31 December 2023
	date	Maturity date				31 December 2022	Increase	Decrease	
20 CICC F1	26/02/2020	26/02/2025	Annually	4,000,000,000	3.20%	4,108,010,959	19,989,041	(4,128,000,000)	-
20 CICC G1	03/04/2020	03/04/2026	Annually	1,500,000,000	2.89%	1,532,304,658	11,045,342	(1,543,350,000)	-
20 CICC G2 (ii)	03/04/2020	03/04/2027	Annually	1,000,000,000	3.25%	1,024,219,178	32,433,827	(32,500,000)	1,024,153,005
20 CICC G3	06/05/2020	06/05/2026	Annually	3,300,000,000	2.37%	3,351,211,479	26,998,521	(3,378,210,000)	-
20 CICC G4 (iii)	06/05/2020	06/05/2027	Annually	700,000,000	2.88%	713,200,658	20,123,932	(20,160,000)	713,164,590
20 CICC F2	28/05/2020	28/05/2025	Annually	3,000,000,000	2.95%	3,052,615,069	35,884,931	(3,088,500,000)	-
20 CICC G5	22/06/2020	22/06/2026	Annually	1,500,000,000	3.10%	1,524,460,274	22,039,726	(1,546,500,000)	-
20 CICC F3	24/07/2020	24/07/2025	Annually	3,000,000,000	3.80%	3,049,972,603	64,027,397	(3,114,000,000)	-
20 CICC O7	10/09/2020	10/09/2025	Annually	5,000,000,000	3.78%	5,057,994,520	131,005,480	(5,189,000,000)	-
20 CICC O9	23/09/2020	23/09/2025	Annually	5,000,000,000	3.80%	5,051,534,247	138,465,753	(5,190,000,000)	-
20 CICC 12 (iv)	19/10/2020	19/10/2025	Annually	2,500,000,000	2.95%	2,518,700,000	89,509,699	(93,500,000)	2,514,709,699
20 CICC 14 (v)	28/10/2020	28/10/2025	Annually	3,000,000,000	2.90%	3,019,357,808	103,517,960	(650,200,000)	2,472,675,768
20 CICC F5	14/12/2020	14/12/2025	Annually	2,500,000,000	4.09%	2,504,762,329	97,487,671	(2,602,250,000)	-
21 CICC F1	18/01/2021	18/01/2024	Annually	2,500,000,000	3.55%	2,584,373,288	4,376,712	(2,588,750,000)	-
21 CICC F2 (vi)	18/01/2021	18/01/2026	Annually	2,500,000,000	3.75%	2,589,126,712	93,750,000	(93,750,000)	2,589,126,712
21 CICC F3	04/03/2021	04/03/2024	Annually	1,500,000,000	3.60%	1,544,679,452	9,320,548	(1,554,000,000)	-
21 CICC F4 (vii)	04/03/2021	04/03/2026	Annually	2,000,000,000	3.82%	2,063,213,151	76,227,286	(76,400,000)	2,063,040,437
21 CICC G1 (viii)	16/03/2021	16/03/2026	Annually	2,000,000,000	3.58%	2,056,887,671	71,444,569	(71,600,000)	2,056,732,240
21 CICC G2	16/03/2021	16/03/2031	Annually	2,000,000,000	4.10%	2,065,150,685	81,821,993	(82,000,000)	2,064,972,678
21 CICC G3 (ix)	25/03/2021	25/03/2026	Annually	1,500,000,000	3.51%	1,540,533,288	52,539,253	(52,650,000)	1,540,422,541
21 CICC G4	25/03/2021	25/03/2031	Annually	2,500,000,000	4.07%	2,578,333,562	101,535,973	(101,750,000)	2,578,119,535
21 CICC F5	13/04/2021	13/04/2024	Annually	1,000,000,000	3.43%	1,024,620,822	9,679,178	(1,034,300,000)	-
21 CICC F6 (x)	13/04/2021	13/04/2026	Annually	3,500,000,000	3.70%	3,592,956,164	129,246,022	(129,500,000)	3,592,702,186
21 CICC G5 (xi)	16/08/2021	16/08/2026	Annually	1,000,000,000	3.04%	1,011,410,411	30,368,824	(30,400,000)	1,011,379,235
21 CICC G6 (xii)	16/08/2021	16/08/2028	Annually	1,500,000,000	3.39%	1,519,086,164	50,797,852	(50,850,000)	1,519,034,016
21 CICC G7	08/12/2021	08/12/2024	Annually	2,500,000,000	2.97%	2,504,678,767	74,237,217	(74,250,000)	2,504,665,984
21 CICC G8	08/12/2021	08/12/2031	Annually	1,000,000,000	3.68%	1,002,318,904	36,793,664	(36,800,000)	1,002,312,568
22 CICC G1 (xiii)	29/11/2022	29/11/2027	Annually	2,500,000,000	2.94%	2,506,443,835	73,482,945	(73,500,000)	2,506,426,780
22 CICC G2	29/11/2022	29/11/2032	Annually	2,000,000,000	3.52%	2,006,172,054	70,383,664	(70,400,000)	2,006,155,718
22 CICC G3 (xiv)	16/12/2022	16/12/2025	Annually	1,000,000,000	3.36%	1,001,380,822	33,596,227	(33,600,000)	1,001,377,049
23 CICC G1 (xix)	17/01/2023	17/01/2026	Annually	1,000,000,000	3.00%	-	1,028,602,740	(903,120)	1,027,699,620
23 CICC G2 (xx)	17/01/2023	17/01/2028	Annually	3,000,000,000	3.18%	-	3,090,956,712	(3,533,992)	3,087,422,720
23 CICC G3 (xxi)	06/06/2023	06/06/2028	Annually	5,000,000,000	2.87%	-	5,081,551,913	(6,937,348)	5,074,614,565

48. LONG-TERM DEBT SECURITIES ISSUED (continued)

(a) Corporate bonds: (continued)

Name	Interest commencement		Interest payment	Principal	Nominal interest rate	Book value as at 31 December			Book value as at 31 December 2023
	date	Maturity date				2022	Increase	Decrease	
23 CICC G5 (xxii)	24/07/2023	24/07/2028	Annually	3,000,000,000	2.69%	-	3,035,278,688	(4,376,058)	3,030,902,630
23 CICC G6 (xxiii)	24/07/2023	24/07/2030	Annually	2,000,000,000	3.03%	-	2,026,491,804	(3,118,114)	2,023,373,690
23 CICC F1 (xxiv)	28/08/2023	28/08/2028	Annually	1,000,000,000	2.80%	-	1,009,562,842	(923,909)	1,008,638,933
23 CICC F2 (xxv)	28/08/2023	28/08/2030	Annually	4,000,000,000	3.06%	-	4,041,803,279	(3,886,888)	4,037,916,391
23 CICC F3 (xxvi)	18/09/2023	18/09/2026	Annually	2,000,000,000	2.89%	-	2,016,424,044	(1,788,530)	2,014,635,514
23 CICC F4 (xxvii)	18/09/2023	18/09/2028	Annually	3,000,000,000	2.99%	-	3,025,488,525	(2,831,192)	3,022,657,333
23 CICC G7 (xxviii)	21/12/2023	21/12/2028	Annually	3,000,000,000	2.85%	-	3,002,336,066	-	3,002,336,066
23 CICC G8 (xxix)	21/12/2023	21/12/2030	Annually	1,000,000,000	3.03%	-	1,000,827,869	-	1,000,827,869
20 CICC WMS G1	16/01/2020	16/01/2025	Annually	2,000,000,000	3.44%	2,064,960,293	3,937,292	(2,068,897,585)	-
20 CICC WMS F1	09/04/2020	09/04/2025	Annually	3,000,000,000	3.17%	3,068,226,259	27,019,736	(3,095,245,995)	-
20 CICC WMS F2	28/07/2020	28/07/2023	Annually	2,000,000,000	3.80%	2,032,315,136	43,782,789	(2,076,097,925)	-
20 CICC WMS G2	21/10/2020	21/10/2025	Annually	2,000,000,000	3.77%	2,013,913,624	61,584,272	(2,075,497,896)	-
20 CICC WMS G3	21/10/2020	21/10/2025	Annually	1,000,000,000	4.20%	1,007,802,912	42,168,317	(42,001,981)	1,007,969,248
20 CICC WMS G5	24/11/2020	24/11/2025	Annually	1,000,000,000	3.98%	1,003,688,209	36,464,093	(1,040,152,302)	-
20 CICC WMS G6 (xv)	15/12/2020	15/12/2025	Annually	1,000,000,000	2.97%	1,001,329,857	37,788,460	(742,838,278)	296,280,039
21 CICC WMS G1	26/03/2021	26/03/2024	Annually	2,000,000,000	3.44%	2,051,730,271	17,167,314	(2,068,897,585)	-
21 CICC WMS G2 (xvi)	26/03/2021	26/03/2026	Annually	3,000,000,000	3.65%	3,083,262,169	111,319,280	(112,335,354)	3,082,246,095
21 CICC WMS G3 (xvii)	22/04/2021	22/04/2026	Annually	3,000,000,000	3.55%	3,073,052,988	108,278,558	(109,335,212)	3,071,996,334
21 CICC WMS G4	22/04/2021	22/04/2026	Annually	2,000,000,000	3.84%	2,051,449,139	77,383,281	(76,803,623)	2,052,028,797
21 CICC WMS G5 (xviii)	09/12/2021	09/12/2026	Annually	3,000,000,000	3.06%	3,004,539,314	93,223,163	(94,634,519)	3,003,127,958
22 CICC WMS G1	08/03/2022	08/03/2025	Annually	1,500,000,000	3.07%	1,537,115,285	47,159,312	(47,438,965)	1,536,835,632
22 CICC WMS G2	08/03/2022	08/03/2027	Annually	500,000,000	3.49%	514,074,684	17,653,465	(17,913,087)	513,815,062
22 CICC WMS G3	18/07/2022	18/07/2025	Annually	2,000,000,000	2.83%	2,025,306,358	57,428,999	(57,860,500)	2,024,874,857
22 CICC WMS G4	18/07/2022	18/07/2027	Annually	1,000,000,000	3.20%	1,014,324,586	32,241,019	(32,630,472)	1,013,935,133
22 CICC WMS G5	29/08/2022	29/08/2025	Annually	1,500,000,000	2.69%	1,513,356,755	40,935,584	(41,295,300)	1,512,997,039
22 CICC WMS G6	29/08/2022	29/08/2027	Annually	1,500,000,000	3.06%	1,515,233,370	46,240,888	(46,845,561)	1,514,628,697
23 CICC WMS G1	13/04/2023	13/04/2026	Annually	1,500,000,000	3.02%	-	1,533,008,891	(1,490,566)	1,531,518,325
23 CICC WMS G2	13/04/2023	13/04/2028	Annually	1,500,000,000	3.28%	-	1,535,675,986	(1,490,566)	1,534,185,420
23 CICC WMS G3	24/08/2023	24/08/2026	Annually	2,000,000,000	2.72%	-	2,019,492,831	(729,906)	2,018,762,925
23 CICC WMS G4	24/08/2023	24/08/2028	Annually	1,000,000,000	3.08%	-	1,011,011,810	(364,434)	1,010,647,376
Total						103,275,390,743	37,152,421,029	(50,609,766,763)	89,818,045,009

48. LONG-TERM DEBT SECURITIES ISSUED *(continued)*

(a) Corporate bonds: *(continued)*

- (i) The nominal value of the corporate bonds issued by the Group is RMB100 each.
- (ii) The Company has an option to adjust the nominal interest rate at the end of the fifth year of the bond term and an obligation to redeem the bonds when requested by the investors accordingly.
- (iii) The Company has an option to adjust the nominal interest rate at the end of the fifth year of the bond term and an obligation to redeem the bonds when requested by the investors accordingly.
- (iv) The Company has an option to adjust the nominal interest rate at the end of the third year of the bond term and an obligation to redeem the bonds when requested by the investors accordingly. The Company chose to lower the nominal interest rate at the end of the third year of the bond term and the investors chose to sell bonds of RMB929.5 million back to the Company. The Company resold such bonds in full and had the bonds with a residual principal amount of RMB2,500 million in the term.
- (v) The Company has an option to adjust the nominal interest rate at the end of the third year of the bond term and an obligation to redeem the bonds when requested by the investors accordingly. The Company chose to lower the nominal interest rate at the end of the third year of the bond term and the investors chose to sell bonds of RMB989.8 million back to the Company. The Company resold RMB450 million bonds and had the bonds with a residual principal amount of RMB2,460.2 million in the term.
- (vi) The Company has an option to adjust the nominal interest rate at the end of the third year of the bond term and an obligation to redeem the bonds when requested by the investors accordingly. The Company chose to lower the nominal interest rate at the end of the third year of the bond term and the investors chose to sell all bonds back to the Company. The Company repaid the principal and the corresponding interest.
- (vii) The Company has an option to adjust the nominal interest rate at the end of the third year of the bond term and an obligation to redeem the bonds when requested by the investors accordingly. The Company chose to lower the nominal interest rate at the end of the third year of the bond term and the investors chose to sell all bonds back to the Company. The Company repaid the principal and the corresponding interest.
- (viii) The Company has an option to adjust the nominal interest rate at the end of the third year of the bond term and an obligation to redeem the bonds when requested by the investors accordingly. The Company chose to lower the nominal interest rate at the end of the third year of the bond term and the investors chose to sell all bonds back to the Company. The Company repaid the principal and the corresponding interest.
- (ix) The Company has an option to adjust the nominal interest rate at the end of the third year of the bond term and an obligation to redeem the bonds when requested by the investors accordingly. The Company chose to lower the nominal interest rate at the end of the third year of the bond term and the investors chose to sell all bonds back to the Company. The Company repaid the principal and the corresponding interest.
- (x) The Company has an option to adjust the nominal interest rate at the end of the third year of the bond term and an obligation to redeem the bonds when requested by the investors accordingly. The Company chose to lower the nominal interest rate at the end of the third year of the bond term and the investors chose to sell all bonds back to the Company. The Company repaid the principal and the corresponding interest.
- (xi) The Company has an option to adjust the nominal interest rate at the end of the third year of the bond term and an obligation to redeem the bonds when requested by the investors accordingly. The Company chose to lower the nominal interest rate at the end of the third year of the bond term and the investors chose to sell all bonds back to the Company. The Company repaid the principal and the corresponding interest.

48. LONG-TERM DEBT SECURITIES ISSUED *(continued)*

(a) Corporate bonds: *(continued)*

- (xii) The Company has an option to adjust the nominal interest rate at the end of the fifth year of the bond term and an obligation to redeem the bonds when requested by the investors accordingly.
- (xiii) The Company has an option to adjust the nominal interest rate at the end of the third year of the bond term and an obligation to redeem the bonds when requested by the investors accordingly.
- (xiv) The Company has an option to adjust the nominal interest rate at the end of the second year of the bond term and an obligation to redeem the bonds when requested by the investors accordingly. The Company chose to lower the nominal interest rate at the end of the second year of the bond term and the investors chose to sell all bonds back to the Company. The Company repaid the principal and the corresponding interest.
- (xv) CICC Wealth Management has an option to adjust the nominal interest rate at the end of the third year of the bond term and an obligation to redeem the bonds when requested by the investors accordingly. CICC Wealth Management chose to lower the nominal interest rate at the end of the third year of the bond term. Investors chose to sell bonds of RMB704 million back to CICC Wealth Management. CICC Wealth Management had the bonds with a residual principal amount of RMB296 million in the term.
- (xvi) CICC Wealth Management has an option to adjust the nominal interest rate at the end of the third year of the bond term and an obligation to redeem the bonds when requested by the investors accordingly. CICC Wealth Management chose to lower the nominal interest rate at the end of the third year of the bond term. Investors chose to sell bonds of RMB810 million back to CICC Wealth Management. CICC Wealth Management had the bonds with a residual principal amount of RMB2,190 million in the term.
- (xvii) CICC Wealth Management has an option to adjust the nominal interest rate at the end of the third year of the bond term and an obligation to redeem the bonds when requested by the investors accordingly. CICC Wealth Management chose to lower the nominal interest rate at the end of the third year of the bond term. Investors chose to sell bonds of RMB2,350 million back to CICC Wealth Management. CICC Wealth Management resold such bonds in full and had the bonds with a residual principal amount of RMB3,000 million in the term.
- (xviii) CICC Wealth Management has an option to adjust the nominal interest rate at the end of the third year of the bond term and an obligation to redeem the bonds when requested by the investors accordingly. CICC Wealth Management chose to lower the nominal interest rate at the end of the third year of the bond term. Investors chose to sell bonds of RMB2,540 million back to CICC Wealth Management. CICC Wealth Management had the bonds with a residual principal amount of RMB460 million in the term.
- (xix) The Company has an option to adjust the nominal interest rate at the end of the second year of the bond term and an obligation to redeem the bonds when requested by the investors accordingly.
- (xx) The Company has an option to adjust the nominal interest rate at the end of the third year of the bond term and an obligation to redeem the bonds when requested by the investors accordingly.
- (xxi) The Company has an option to adjust the nominal interest rate at the end of the third year of the bond term and an obligation to redeem the bonds when requested by the investors accordingly.
- (xxii) The Company has an option to adjust the nominal interest rate at the end of the third year of the bond term and an obligation to redeem the bonds when requested by the investors accordingly.
- (xxiii) The Company has an option to adjust the nominal interest rate at the end of the fifth year of the bond term and an obligation to redeem the bonds when requested by the investors accordingly.

48. LONG-TERM DEBT SECURITIES ISSUED *(continued)*

(a) Corporate bonds: *(continued)*

- (xxiv) The Company has an option to adjust the nominal interest rate at the end of the third year of the bond term and an obligation to redeem the bonds when requested by the investors accordingly.
- (xxv) The Company has an option to adjust the nominal interest rate on at the end of the fifth year of the bond term and an obligation to redeem the bonds when requested by the investors accordingly.
- (xxvi) The Company has an option to adjust the nominal interest rate at the end of the second year of the bond term and an obligation to redeem the bonds when requested by the investors accordingly.
- (xxvii) The Company has an option to adjust the nominal interest rate at the end of the third year of the bond term and an obligation to redeem the bonds when requested by the investors accordingly.
- (xxviii) The Company has an option to adjust the nominal interest rate at the end of the third year of the bond term and an obligation to redeem the bonds when requested by the investors accordingly.
- (xxix) The Company has an option to adjust the nominal interest rate at the end of the fifth year of the bond term and an obligation to redeem the bonds when requested by the investors accordingly.
- (xxx) The Company has an option to adjust the nominal interest rate at the end of the second year of the bond term and an obligation to redeem the bonds when requested by the investors accordingly.
- (xxxi) The Company has an option to adjust the nominal interest rate at the end of the third year of the bond term and an obligation to redeem the bonds when requested by the investors accordingly.
- (xxxii) The Company has an option to adjust the nominal interest rate at the end of the eighteenth month of the bond term and an obligation to redeem the bonds when requested by the investors accordingly.

48. LONG-TERM DEBT SECURITIES ISSUED (continued)

(b) MTNs:

Name	Interest commencement	Maturity	Interest	Principal	Nominal interest rate	Book value as at			Book value as at
	date	date(i)	payment			31 December 2023	Increase	Decrease	31 December 2024
MTN	26/01/2021	26/01/2024	Semi-annually	USD1,000 million	1.625%	7,131,614,751	33,508,499	(7,165,123,250)	-
MTN	26/01/2021	26/01/2026	Semi-annually	USD500 million	2.00%	3,566,890,075	126,718,754	(71,182,500)	3,622,426,329
MTN	21/03/2022	21/03/2025	Semi-annually	USD600 million	2.875%	4,269,410,136	197,264,905	(122,140,350)	4,344,534,691
MTN	22/11/2022	22/11/2025	Semi-annually	USD650 million	5.42%	4,609,179,963	354,619,028	(251,899,785)	4,711,899,206
MTN	01/03/2023	01/03/2026	Semi-annually	USD1,250 million	5.493%	9,022,138,585	632,668,160	(488,653,847)	9,166,152,898
MTN	18/07/2023	18/07/2026	Semi-annually	USD500 million	5.442%	3,643,994,632	231,109,571	(193,852,203)	3,681,252,000
MTN	18/01/2024	18/01/2027	Semi-annually	USD500 million	5.012%	-	3,739,262,696	(89,953,949)	3,649,308,747
MTN	18/01/2024	18/01/2027	Quarterly	USD700 million	SOFR Compounded Index plus 0.95%	-	5,320,758,780	(237,845,182)	5,082,913,598
Total						32,243,228,142	10,635,910,393	(8,620,651,066)	34,258,487,469

Name	Interest commencement	Maturity	Interest	Principal	Nominal interest rate	Book value as at			Book value as at
	date	date(i)	payment			31 December 2022	Increase	Decrease	31 December 2023
MTN	18/02/2020	18/02/2023	Quarterly	USD1,000 million	3M LIBOR plus 0.90%	7,011,174,157	53,613,346	(7,064,787,503)	-
MTN	10/08/2020	10/08/2023	Semi-annually	USD500 million	1.75%	3,502,673,245	137,154,943	(3,639,828,188)	-
MTN	26/01/2021	26/01/2024	Semi-annually	USD1,000 million	1.625%	7,007,124,402	237,492,849	(113,002,500)	7,131,614,751
MTN	26/01/2021	26/01/2026	Semi-annually	USD500 million	2.00%	3,506,173,593	130,256,482	(69,540,000)	3,566,890,075
MTN	21/03/2022	21/03/2025	Semi-annually	USD600 million	2.875%	4,188,030,316	202,497,245	(121,117,425)	4,269,410,136
MTN	22/11/2022	22/11/2025	Semi-annually	USD650 million	5.42%	4,526,208,571	332,685,155	(249,713,763)	4,609,179,963
MTN	01/03/2023	01/03/2026	Semi-annually	USD1,250 million	5.493%	-	9,268,691,890	(246,553,305)	9,022,138,585
MTN	18/07/2023	18/07/2026	Semi-annually	USD500 million	5.442%	-	3,659,909,454	(15,914,822)	3,643,994,632
Total						29,741,384,284	14,022,301,364	(11,520,457,506)	32,243,228,142

(i) The maturity date of floating-rate MTN is the interest payment date falling on or nearest to the date listed above.

Notes to the Consolidated Financial Statements

(Expressed in RMB, unless otherwise stated)

48. LONG-TERM DEBT SECURITIES ISSUED (continued)

(c) Subordinated bonds:

Name	Interest		Interest payment	Principal	Nominal interest rate	Book value as at			Book value as at 31 December 2024
	commencement date	Maturity date				31 December 2023	Increase	Decrease	
19 CICC C3	14/10/2019	14/10/2024	Annually	1,500,000,000	4.09%	1,513,074,590	48,275,410	(1,561,350,000)	-
19 CICC C4	11/11/2019	11/11/2024	Annually	1,500,000,000	4.12%	1,508,442,623	53,357,377	(1,561,800,000)	-
19 CICC C5	05/12/2019	05/12/2024	Annually	2,000,000,000	4.20%	2,005,967,213	78,032,787	(2,084,000,000)	-
20 CICC C1	17/02/2020	17/02/2025	Annually	1,500,000,000	3.85%	1,550,155,479	57,770,747	(57,750,000)	1,550,176,226
21 CICC C1	08/02/2021	08/02/2024	Annually	1,000,000,000	3.90%	1,034,936,458	7,953,760	(1,042,890,218)	-
21 CICC C2	08/02/2021	08/02/2026	Annually	1,000,000,000	4.49%	1,048,291,448	42,119,397	(47,029,852)	1,043,380,993
23 CICC C1	07/12/2023	07/12/2026	Annually	500,000,000	3.18%	501,042,623	15,902,858	(16,395,093)	500,550,388
23 CICC C2	07/12/2023	07/12/2028	Annually	2,000,000,000	3.35%	2,004,393,443	67,012,037	(69,418,050)	2,001,987,430
24 CICC C1	18/01/2024	18/01/2027	Annually	500,000,000	2.87%	-	513,644,262	(654,058)	512,990,204
24 CICC C2	18/01/2024	18/01/2029	Annually	1,000,000,000	3.05%	-	1,029,000,000	(1,551,636)	1,027,448,364
20 CICC WMS C1	17/04/2020	17/04/2025	Annually	2,000,000,000	3.80%	2,053,304,062	76,486,729	(76,003,585)	2,053,787,206
21 CICC WMS C1	09/03/2021	09/03/2024	Annually	1,000,000,000	3.98%	1,032,427,430	7,421,617	(1,039,849,047)	-
21 CICC WMS C2	09/03/2021	09/03/2026	Annually	1,000,000,000	4.58%	1,036,911,094	46,017,535	(45,802,160)	1,037,126,469
21 CICC WMS C3	09/04/2021	09/04/2024	Annually	2,000,000,000	3.94%	2,057,368,665	21,529,392	(2,078,898,057)	-
21 CICC WMS C4	09/04/2021	09/04/2026	Annually	1,000,000,000	4.50%	1,032,214,804	45,304,264	(45,002,123)	1,032,516,945
22 CICC WMS C1	24/03/2022	24/03/2025	Annually	1,500,000,000	3.50%	1,540,378,216	53,161,054	(52,927,005)	1,540,612,265
22 CICC WMS C2	24/03/2022	24/03/2027	Annually	500,000,000	3.89%	514,907,527	19,577,671	(19,592,427)	514,892,771
23 CICC WMS C1	13/02/2023	13/02/2026	Annually	2,500,000,000	3.80%	2,582,878,298	95,695,783	(95,429,009)	2,583,145,072
23 CICC WMS C2	13/02/2023	13/02/2028	Annually	500,000,000	4.17%	518,176,367	20,950,412	(20,992,493)	518,134,286
23 CICC WMS C3	26/10/2023	26/10/2026	Annually	2,500,000,000	3.39%	2,511,872,608	86,026,515	(84,756,828)	2,513,142,295
23 CICC WMS C4	26/10/2023	26/10/2028	Annually	500,000,000	3.70%	502,639,476	18,647,842	(18,501,439)	502,785,879
24 CICC WMS C1	15/01/2024	15/01/2027	Annually	1,000,000,000	2.93%	-	1,028,547,525	(1,151,509)	1,027,396,016
24 CICC WMS C2	15/01/2024	15/01/2029	Annually	2,000,000,000	3.18%	-	2,061,606,610	(2,301,321)	2,059,305,289
Total						26,549,382,424	5,494,041,584	(10,024,045,910)	22,019,378,098

48. LONG-TERM DEBT SECURITIES ISSUED (continued)**(c) Subordinated bonds:** (continued)

Name	Interest commencement date	Maturity date	Interest payment	Principal	Nominal interest rate	Book value as at 31 December 2022	Increase	Decrease	Book value as at 31 December 2023
18 CICC C1	20/04/2018	20/04/2023	Annually	1,000,000,000	5.30%	1,036,236,281	35,560,638	(1,071,796,919)	-
19 CICC C3	14/10/2019	14/10/2024	Annually	1,500,000,000	4.09%	1,513,110,411	61,314,179	(61,350,000)	1,513,074,590
19 CICC C4	11/11/2019	11/11/2024	Annually	1,500,000,000	4.12%	1,508,465,753	61,776,870	(61,800,000)	1,508,442,623
19 CICC C5	05/12/2019	05/12/2024	Annually	2,000,000,000	4.20%	2,005,983,562	83,983,651	(84,000,000)	2,005,967,213
20 CICC C1	17/02/2020	17/02/2025	Annually	1,500,000,000	3.85%	1,550,155,479	57,750,000	(57,750,000)	1,550,155,479
21 CICC C1	08/02/2021	08/02/2024	Annually	1,000,000,000	3.90%	1,038,593,318	39,629,815	(43,286,675)	1,034,936,458
21 CICC C2	08/02/2021	08/02/2026	Annually	1,000,000,000	4.49%	1,048,300,080	44,891,368	(44,900,000)	1,048,291,448
23 CICC C1	07/12/2023	07/12/2026	Annually	500,000,000	3.18%	-	501,042,623	-	501,042,623
23 CICC C2	07/12/2023	07/12/2028	Annually	2,000,000,000	3.35%	-	2,004,393,443	-	2,004,393,443
20 CICC WMS C1	17/04/2020	17/04/2025	Annually	2,000,000,000	3.80%	2,052,837,833	76,469,814	(76,003,585)	2,053,304,062
21 CICC WMS C1	09/03/2021	09/03/2024	Annually	1,000,000,000	3.98%	1,032,069,865	40,159,442	(39,801,877)	1,032,427,430
21 CICC WMS C2	09/03/2021	09/03/2026	Annually	1,000,000,000	4.58%	1,036,704,882	46,008,372	(45,802,160)	1,036,911,094
21 CICC WMS C3	09/04/2021	09/04/2024	Annually	2,000,000,000	3.94%	2,057,188,895	80,870,279	(80,690,509)	2,057,368,665
21 CICC WMS C4	09/04/2021	09/04/2026	Annually	1,000,000,000	4.50%	1,032,565,566	45,594,757	(45,945,519)	1,032,214,804
22 CICC WMS C1	24/03/2022	24/03/2025	Annually	1,500,000,000	3.50%	1,540,120,537	52,760,155	(52,502,476)	1,540,378,216
22 CICC WMS C2	24/03/2022	24/03/2027	Annually	500,000,000	3.89%	514,857,973	19,500,471	(19,450,917)	514,907,527
23 CICC WMS C1	13/02/2023	13/02/2026	Annually	2,500,000,000	3.80%	-	2,584,222,638	(1,344,340)	2,582,878,298
23 CICC WMS C2	13/02/2023	13/02/2028	Annually	500,000,000	4.17%	-	518,445,235	(268,868)	518,176,367
23 CICC WMS C3	26/10/2023	26/10/2026	Annually	2,500,000,000	3.39%	-	2,515,832,042	(3,959,434)	2,511,872,608
23 CICC WMS C4	26/10/2023	26/10/2028	Annually	500,000,000	3.70%	-	503,431,363	(791,887)	502,639,476
Total						18,967,190,435	9,373,637,155	(1,791,445,166)	26,549,382,424

(Expressed in RMB, unless otherwise stated)

48. LONG-TERM DEBT SECURITIES ISSUED (continued)**(d) Beneficiary certificates:**

Name	Book value as at			Book value as at
	31 December 2023	Increase	Decrease	31 December 2024
Beneficiary certificates	126,978,551	1,002,575,342	(126,978,551)	1,002,575,342

Name	Book value as at			Book value as at
	31 December 2022	Increase	Decrease	31 December 2023
Beneficiary certificates	–	126,978,551	–	126,978,551

The Group has issued beneficiary certificates bearing nominal interest at:

- fixed rates, 2.35% per annum. The beneficiary certificate is for maturities of 546 days; and
- a floating rate, calculated based on changes in the price of USD bonds, etc. The beneficiary certificates are for maturities of 606 days.

49. LEASE LIABILITIES

	As at 31 December	
	2024	2023
Buildings	4,365,302,903	4,427,761,855
Equipment	30,849	102,455
Subtotal	4,365,333,752	4,427,864,310
Less: Amount due for settlement within 12 months shown under current liabilities	791,052,222	945,487,671
Amount due for settlement after 12 months shown under non-current liabilities	3,574,281,530	3,482,376,639

For the year ended 31 December 2024, the weighted average incremental borrowing rate applied to lease liabilities was 3.55% (year ended 31 December 2023: 3.53%).

49. LEASE LIABILITIES *(continued)***(a) Leases committed**

As at 31 December 2024, the Group entered into new leases that are not yet commenced, with average non-cancellable period ranged from 2 to 6 years (31 December 2023: from 2 to 15 years). The total future undiscounted cash flows over the non-cancellable period amounted to RMB40,029,620 (31 December 2023: RMB27,479,642).

Details of the lease maturity analysis of lease liabilities are disclosed in note 59(b).

50. OTHER NON-CURRENT LIABILITIES

	As at 31 December	
	2024	2023
Payables to other investors of consolidated structured entities	295,465,570	199,346,781
Deferred income	146,982,000	146,982,000
Others	10,531,666	2,423,089
Total	452,979,236	348,751,870

51. CAPITAL, RESERVES AND DIVIDENDS**(a) Share capital**

The Company's number of shares and nominal value are as follows:

	As at 31 December	
	2024	2023
Ordinary shares of RMB1 each, issued and fully paid		
A shares	2,923,542,440	2,923,542,440
H shares	1,903,714,428	1,903,714,428
Total	4,827,256,868	4,827,256,868

The holders of ordinary shares are entitled to receive dividends as declared from time to time and are entitled to one vote per share at meetings of the Company. All ordinary shares in issue confer identical rights in respect of the Company's residual assets.

*(Expressed in RMB, unless otherwise stated)***51. CAPITAL, RESERVES AND DIVIDENDS** *(continued)***(b) Reserves****(i) Capital reserve*****The Group***

	As at 31 December	
	2024	2023
Share premium (note)	39,465,519,283	39,469,868,340
Others	45,348,374	45,348,374
Total	39,510,867,657	39,515,216,714

The Company

	As at 31 December	
	2024	2023
Share premium (note)	41,656,950,710	41,661,299,767
Others	20,322,467	20,322,467
Total	41,677,273,177	41,681,622,234

Note: The premium arising from the Company's share issuance (see note 51(a)), net of expenses which met the capitalisation criteria and underwriting fees arising from the issuance of perpetual subordinated bonds classified as equity instruments (see note 52), was recorded in share premium.

51. CAPITAL, RESERVES AND DIVIDENDS *(continued)*

(b) Reserves *(continued)*

(ii) Surplus reserve

The surplus reserve represents statutory surplus reserve. According to the Accounting Standards for Business Enterprises issued by the Ministry of Finance of the People's Republic of China ("MOF") and other relevant requirements, the Company is required to appropriate 10% of its net profit, after offsetting prior year's accumulated losses, to the statutory surplus reserve until the reserve balance reaches 50% of its registered capital. Subject to the approval of the shareholders, the statutory surplus reserve may be used to offset accumulated losses, or converted into capital of the Company provided that the balance of the statutory surplus reserve after such capitalisation is not less than 25% of the registered capital immediately before the capitalisation.

The Company makes the appropriation to surplus reserve at the end of each year.

(iii) General reserves

General reserves include general risk reserve and trading risk reserve.

In accordance with the Financial Rules for Financial Enterprises (Order of the MOF No. 42) and the application guidance (Cai Jin [2007] No. 23) issued by the MOF, and the Guideline of Supervision of Annual Report of Securities Companies issued by the CSRC, the Company is required to appropriate an amount equivalent to 10% of the net profit to the general risk reserve.

In addition, the Company as the mutual fund custodian shall accrue general risk reserve at a proportion of no less than 2.5% of custodian fee income. The accrue ment could be suspended on the condition that the ending balance of risk reserve reaches 0.25% of the aggregate of net asset values of the mutual funds under custody at the end of last quarter.

In accordance with the Guideline of Supervision of Annual Report of Securities Companies issued by the CSRC, the Company is required to appropriate an amount equivalent to 10% of the net profit to the trading risk reserve.

In accordance with the Guidelines for the Large Collective Asset Management Business of Securities Companies on implementing the Guiding Opinions for Regulating the Asset Management Business of Financial Institutions, securities companies shall be analogically governed by relevant laws and requirements of mutual funds to manage and operate large collective products. Accordingly, the Company accrued general risk reserves for large collective asset management business in accordance with relevant regulations on mutual funds.

General reserves for the Company's subsidiaries are appropriated if relevant requirements are in place.

51. CAPITAL, RESERVES AND DIVIDENDS *(continued)*

(b) Reserves *(continued)*

(iv) Investment revaluation reserve

The investment revaluation reserve mainly represents the fair value changes of financial instruments at FVOCI.

(v) Foreign currency translation reserve

The foreign currency translation reserve comprises foreign exchange differences arising from translation of the financial statements of the Group entities from their respective reporting currencies to RMB.

(vi) Other reserve

Other reserve represents the costs of hedging of the Group's hedges of net investments in foreign operations.

(c) Dividends

On 28 March 2025, the 2024 profit distribution plan was approved by the board of directors. For details, please refer to note 64(e).

Upon the approval of the 2024 First Extraordinary General Meeting on 31 October 2024, the Company declared the payment of cash dividends for its 2024 interim profit distribution. The amount of cash dividends was RMB434,453,118, tax inclusive (or RMB0.90 for every ten shares, tax inclusive). The distribution of cash dividends amounting to RMB434,453,118 was made in December 2024.

The Company's Annual General Meeting approved the 2023 profit distribution plan on 28 June 2024. The distribution of cash dividends amounting to RMB868,906,236 was made in August 2024.

52. OTHER EQUITY INSTRUMENTS

At initial recognition, the Group classifies perpetual subordinated bonds issued as financial liabilities or equity instruments based on their contractual terms and their economic substance after considering the definitions of financial liabilities and equity instruments.

Perpetual subordinated bonds issued that should be classified as equity instruments are recognised in equity at the actual amount received. Any distribution of dividends or interests during the instruments' duration is treated as profit distribution. When the perpetual subordinated bonds are redeemed pursuant to the contractual terms, the redemption price is charged to equity.

52. OTHER EQUITY INSTRUMENTS *(continued)*

Contractual terms related to the above perpetual subordinated bonds are as follows:

- the nominal interest rate for the first five interest-bearing years is determined by book building and remains unchanged. The nominal interest rate resets every five years since the sixth interest-bearing year; and
- the issuer has an option to defer interest payments, except in the event of mandatory interest payments, so that at each interest payment date, the issuer may choose to defer to the next interest payment date the payment for the interest for the current period as well as all interest and accreted interest as a result of exercising the interest payment deferral option. There is no limitation on number of times that the issuer exercises the deferral option. Exercising the interest payment deferral option shall not be deemed as the issuer's failure to pay the interest in full as agreed. Mandatory interest payment events are limited to dividend distributions to ordinary shareholders and reductions of registered capital in the 12 months before the interest payment date.

The Company does not have any contractual obligation to deliver cash or other financial assets to redeem the above-issued perpetual subordinated bonds. The redemption of the perpetual subordinated bonds is solely at the discretion of the Company.

The details of perpetual subordinated bonds as at 31 December 2024 are as follows:

Name	Interest commencement date	Principal	Nominal interest rate
20 CICC Y1	28/08/2020	5,000,000,000	4.64%
21 CICC Y1	29/01/2021	1,500,000,000	4.68%
21 CICC Y2	26/04/2021	2,000,000,000	4.20%
22 CICC Y1	13/01/2022	3,900,000,000	3.60%
22 CICC Y2	10/10/2022	4,000,000,000	3.35%
24 CICC Y1	15/07/2024	3,000,000,000	2.35%
24 CICC Y2	17/12/2024	3,500,000,000	2.15%

*(Expressed in RMB, unless otherwise stated)***53. COMMITMENTS****(a) Capital commitments**

As at 31 December 2024 and 2023, the capital commitments contracted but not provided for in the consolidated financial statements were as follows:

	As at 31 December	
	2024	2023
Contracted, but not provided for	5,221,607,176	4,432,574,807

(b) Underwriting commitments

According to the relevant tendering documents, there was no underwriting commitment taken but not provided for as at 31 December 2024 and 2023.

54. INTERESTS IN STRUCTURED ENTITIES**(a) Interests in structured entities consolidated by the Group**

When considering the power over structured entities, the Group determines whether the Group acts as a principal or an agent based on a combination of factors such as the Group's decision-making scope, the power of other investees and the exposure to variable returns. The structured entities in which the Group exercises investment decision-making power as a principal and in which the Group's entitled variable return accounts for a relatively large portion of the total return of the structured entities shall be consolidated.

As at 31 December 2024, the total assets of the consolidated structured entities amounted to RMB20,198,140,188 (31 December 2023: RMB24,422,112,760), and the carrying amount of interests held by the Group in the consolidated structured entities amounted to RMB19,499,177,391 (31 December 2023: RMB23,705,409,380).

54. INTERESTS IN STRUCTURED ENTITIES *(continued)*

(b) Interests in structured entities sponsored by third-party institutions

The types of structured entities that the Group does not consolidate but holds an interest in include wealth management products, asset management schemes, mutual funds, trust products, and other vehicles issued by other financial institutions. The Group's exposure to the variable returns in these structured entities is not significant and the maximum exposure to losses is limited to the carrying amount of the interests held by the Group in these structured entities.

	As at 31 December	
	2024	2023
Carrying amount of interests held by the Group		
– Financial assets at fair value through profit or loss	90,493,796,678	89,074,308,164
– Equity instruments at fair value through other comprehensive income	2,036,916,014	–

(c) Interests in structured entities sponsored by the Group but not consolidated

Structured entities in which the Group serves as a general partner or a manager, and therefore over which the Group has power during the reporting period include private equity funds, mutual funds and asset management products. These structured entities are mainly financed through issuing units to investors.

	As at 31 December	
	2024	2023
Carrying amount of interests held by the Group		
– Financial assets at fair value through profit or loss	11,334,445,111	8,880,373,963
– Equity instruments at fair value through other comprehensive income	537,382,452	–
– Accounts receivable	1,304,107,740	1,289,659,820
– Interests in associates and joint ventures	26,526,060	23,790,633

For the year ended 31 December 2024, the management fee and performance fee obtained from these structured entities amounted to RMB3,068,086,084 (year ended 31 December 2023: RMB3,267,002,807).

Except for those which have been consolidated by the Group as set out in note 54(a), the Group's exposure to the variable returns in the rest of these structured entities is not significant. The maximum exposure to losses is limited to the carrying amount of the interests held by the Group in these structured entities.

During the year, the Group did not provide financial support to these unconsolidated structured entities and has no intention of providing material financial or other support in the future.

*(Expressed in RMB, unless otherwise stated)***55. TRANSFERS OF FINANCIAL ASSETS**

In the ordinary course of business, the Group enters into certain transactions in which it transfers recognised financial assets to third parties or customers. If these transfers qualify for derecognition, the Group derecognises all or part of the financial assets where appropriate. If the Group has retained substantially all the risks and rewards on these assets, the Group continues to recognise these assets.

(a) Repurchase agreements

Sales and repurchase agreements are transactions in which the Group sells a financial asset and simultaneously agrees to repurchase it (or an asset that is substantially the same) at an agreed date and price. The repurchase price is fixed and the Group is still exposed to substantially all risks and rewards of the financial asset transferred. The financial asset is not derecognised from the consolidated financial statements but is regarded as “collateral” for any secured borrowing arrangements because the Group retains substantially all the risks and rewards of the financial asset. A financial liability is recognised for cash received under the borrowing arrangements. In these transactions, the recourse of counterparties against the Group is not limited to the transferred financial assets.

The following tables provide a summary of the carrying amounts related to the transferred financial assets that are not derecognised in their entirety and the associated liabilities:

As at 31 December 2024	Financial assets measured at fair value through profit or loss	Financial assets measured at fair value through other comprehensive income	Total
Carrying amount of transferred assets	17,980,869,752	2,849,595,793	20,830,465,545
Carrying amount of associated liabilities	(16,492,949,725)	(2,618,979,952)	(19,111,929,677)
Net position	1,487,920,027	230,615,841	1,718,535,868

55. TRANSFERS OF FINANCIAL ASSETS *(continued)*

(a) Repurchase agreements *(continued)*

The following tables provide a summary of the carrying amounts related to the transferred financial assets that are not derecognised in their entirety and the associated liabilities: (continued)

As at 31 December 2023	Financial assets measured at fair value through profit or loss	Financial assets measured at fair value through other comprehensive income	Total
Carrying amount of transferred assets	6,779,645,661	15,223,178	6,794,868,839
Carrying amount of associated liabilities	(6,035,993,014)	(13,453,693)	(6,049,446,707)
Net position	743,652,647	1,769,485	745,422,132

(b) Securities lending arrangement

The Group enters into securities lending agreements with clients under which it lends out its financial assets measured at fair value through profit or loss that are secured by clients' securities and deposits held as collateral. As at 31 December 2024, the equity securities and exchange-traded funds which were lent out by the Group amounted to RMB2,125,043,766 (31 December 2023: RMB1,586,669,375). Pursuant to the securities lending agreements, the Group lent its own securities to clients. In view of this, the Group determined that it retains substantially all the risks and rewards of ownership of these securities and therefore did not derecognise these securities in the consolidated financial statements.

56. RELATED PARTY RELATIONSHIPS AND TRANSACTIONS

(a) The controlling shareholder of the Company – Central Huijin Investment Ltd. (“Huijin”)

As at 31 December 2024 and 2023, Huijin owned 40.17% of the equity interest of the Company directly and indirectly.

Huijin does not carry out any other commercial business activities, nor does it interfere with the daily operations of the state-owned key financial enterprises it controls. The Group's daily business transactions with Huijin and Huijin's affiliates are conducted on normal commercial terms.

*(Expressed in RMB, unless otherwise stated)***56. RELATED PARTY RELATIONSHIPS AND TRANSACTIONS** *(continued)***(a) The controlling shareholder of the Company – Central Huijin Investment Ltd. (“Huijin”)***(continued)***(i) Related party transactions with Huijin and Huijin’s affiliates**

	Year ended 31 December	
	2024	2023
Brokerage commission income	12,451,711	15,444,343
Underwriting and sponsoring fees	43,833,434	142,772,509
Asset management fees	23,252,449	12,200,356
Investment advisory fees	–	242,345
Interest income	2,228,966,059	2,064,949,038
Net gains from financial instruments at fair value through profit or loss	349,541,750	440,282,284
Net gains/(losses) from financial instruments at fair value through other comprehensive income	16,265,712	(65,502,546)
Net gains from derivative financial instruments	57,109,385	102,915,839
Other (losses)/income, net	(200,773,501)	112,836,281
Brokerage commission expenses	57,952,672	60,227,193
Underwriting and sponsoring expenses	302,866	–
Asset management expenses	15,537,499	17,954,052
Interest expenses	600,661,023	861,804,332
Other operating expenses and costs	11,579,770	16,406,358
Reversal of impairment losses under ECL model	–	(56,000)

56. RELATED PARTY RELATIONSHIPS AND TRANSACTIONS *(continued)***(a) The controlling shareholder of the Company – Central Huijin Investment Ltd. (“Huijin”)***(continued)***(ii) The balances of transactions with Huijin and Huijin’s affiliates**

	As at 31 December	
	2024	2023
Right-of-use assets	3,649,888	9,124,529
Financial assets at fair value through profit or loss	18,117,260,708	11,924,098,494
Reverse REPOs	400,462,592	100,160,274
Refundable deposits	268,399,431	139,754,338
Other non-current assets	1,857,435	1,906,472
Accounts receivable	91,311,090	296,521,173
Debt instruments at fair value through other comprehensive income	13,146,312,169	13,183,479,943
Derivative financial assets	514,936,767	484,530,222
Cash and bank balances (note 1)	66,676,452,983	66,110,768,258
Financial liabilities at fair value through profit or loss	14,810,574	1,009,919
Derivative financial liabilities	483,210,186	397,926,244
Accounts payable to brokerage clients	93,126,206	78,052,023
Placements from financial institutions	6,920,085,906	5,998,464,638
Short-term debt securities issued	615,821,918	923,844,521
REPOs	16,680,886,580	35,697,001,456
Long-term debt securities issued	2,745,593,503	5,036,119,538
Lease liabilities	3,099,015	8,901,015
Contract liabilities	462,264	–
Other current liabilities	66,512,838	88,155,682

Note 1: Balances of deposits at Huijin’s affiliates include self-owned cash and bank balances and cash held on behalf of clients.

Note 2: In addition to the above transactions, for the year ended 31 December 2024, the Group’s transactions for the purchase of intangible assets from Huijin and Huijin’s affiliates amounted to RMB3,335,179 (year ended 31 December 2023: Nil).

*(Expressed in RMB, unless otherwise stated)***56. RELATED PARTY RELATIONSHIPS AND TRANSACTIONS** *(continued)***(b) Government-related entities**

Other than disclosed above, part of the Group's transactions are entered into with government-related entities including securities and futures dealing and broking, underwriting of debt securities, purchases and sales of government bonds, and equity and debt securities issued by other government-related entities. These transactions are entered into under normal commercial terms and conditions.

The directors of the Company consider that transactions with government-related entities are activities conducted in the ordinary course of business, and that the dealings of the Group have not been significantly or unduly affected by the fact that the Group and those entities are government-related. The Group has also established pricing policies for products and services and such pricing policies do not depend on whether or not the counterparties are government-related entities.

(c) Related party transactions with key management personnel

The key management personnel are those who have the authority and responsibility to plan, direct and control directly or indirectly, the activities of the Group, including members of the board of directors and the supervisory committee, and other senior management. For the year ended 31 December 2024, accrued and confirmed remuneration for key management personnel of the Group is as follows:

	Year ended 31 December 2024
Remuneration for key management personnel	23,264,318

During the reporting period, the total compensation packages for the key management personnel have not yet been finalized. The amount of the compensation that has not yet been determined is not expected to have any significant impact on the Group's 2024 financial statements.

56. RELATED PARTY RELATIONSHIPS AND TRANSACTIONS *(continued)***(d) Related party transactions with other shareholders holding 5% or more shares of the Company**

As at 31 December 2024, there was no other shareholders holding 5% or more shares of the Company. As at 31 December 2023, other shareholders holding 5% or more shares of the Company who had related party transactions with the Group are as follows:

Name	Relationship
Haier Group (Qingdao) Jinying Holding Co., Ltd.	Shareholders used to hold 5% or more shares of the Company during the reporting period

(i) Related party transactions with other shareholders holding 5% or more shares of the Company

	Year ended 31 December 2023
Brokerage commission income	199,139
Investment advisory fees	314,910
Interest expenses	15,514

(ii) The balances of transactions with other shareholders holding 5% or more shares of the Company

	As at 31 December 2023
Accounts payable to brokerage clients	8,193

(Expressed in RMB, unless otherwise stated)

56. RELATED PARTY RELATIONSHIPS AND TRANSACTIONS *(continued)***(e) Related party transactions with the Group's associates and joint ventures****(i) Related party transactions with associates and joint ventures and their affiliates**

	Year ended 31 December	
	2024	2023
Brokerage commission income	3,489,861	7,398,364
Investment advisory fees	26,491,558	27,425,081
Other fee and commission income	11,506,067	9,593,789
Interest income	7,871,106	8,349,379
Other income, net	946,402	1,150,911
Interest expenses	167,414	103,095
Other operating expenses and costs	47,326,534	35,867,115
(Reversal of)/provision for impairment losses under ECL model	(91,142)	139,854

(ii) The balances of transactions with associates and joint ventures and their affiliates

	As at 31 December	
	2024	2023
Financial assets at fair value through profit or loss	556,070,056	277,601,492
Other non-current assets	113,376,688	108,516,002
Accounts receivable	22,464,102	20,016,026
Accounts payable to brokerage clients	155,215,737	905
Other current liabilities	51,048,124	43,102,608

Note: In addition to the above transactions, for the year ended 31 December 2024, the Group's transactions for the purchase of property and equipment and intangible assets from joint ventures amounted to RMB39,576,556 (year ended 31 December 2023: RMB86,107,871).

56. RELATED PARTY RELATIONSHIPS AND TRANSACTIONS *(continued)***(f) Related party transactions with other related parties**

Other related parties can be individuals or enterprises, which include members of the board of directors, the supervisory committee and senior management, and close family members of such individuals.

(i) Related party transactions with other related parties

	Year ended 31 December	
	2024	2023
Other operating expenses and costs	379,093	395,134

(ii) The balances of transactions with other related parties

	As at 31 December	
	2024	2023
Other current assets	–	283,019

(g) Applicability of the Listing Rules relating to connected transactions

The related party transactions mentioned above do not constitute connected transactions or continuing connected transactions as defined in Chapter 14A of the Listing Rules. The disclosures required by Chapter 14A of the Listing Rules are provided in the Directors' Reports.

(h) Directors' and supervisors' interests in contracts and service contracts

At any time during the year, none of the Group's directors or supervisors had any interest, whether directly or indirectly, in any contract (excluding service contracts) of significance in relation to the Company's business to which the Company, or its associated companies, is a party. None of the directors or supervisors has entered into a service contract with the Company that cannot be terminated by the Company within one year without payment of compensation (other than statutory compensation).

57. FAIR VALUE INFORMATION

The Group uses the following hierarchy for determining and disclosing the fair values of financial instruments:

- Level I: Fair value measured using only Level I inputs (i.e. unadjusted quoted prices in active markets for identical assets or liabilities) at the measurement date.
- Level II: Fair value measured using Level II inputs (i.e. observable inputs which are unqualified as Level I inputs), and no significant unobservable inputs. Unobservable inputs are the inputs for which market data are not available.
- Level III: Fair value measured using significant unobservable inputs.

If there is a reliable market quote for a financial instrument, the fair value of the financial instrument is measured based on quoted market price. If a reliable quoted market price is not available, the fair value of the financial instrument is estimated using valuation techniques. For the fair value of financial instruments categorised within Level II, the valuation techniques applied include discounted cash flow analysis and option pricing models. The significant observable inputs to the valuation techniques used for Level II include future cash flows estimated based on contractual terms, risk-free and benchmark interest rates, credit spreads and foreign exchange rates. For the fair value of financial instruments categorised within Level III, fair values are determined based on the reports on capital account for these instruments obtained by management or determined by using valuation techniques such as discounted cash flow model, market comparable company analysis and recent financing price method.

57. FAIR VALUE INFORMATION (continued)**(a) Financial assets and liabilities measured at fair value**

The following table presents the analysis of financial assets and liabilities measured at fair value on the basis of the fair value hierarchy:

	As at 31 December 2024			
	Level I	Level II	Level III	Total
Assets				
Financial assets at fair value through profit or loss				
– Equity securities	88,611,274,672	342,349,976	11,192,938,106	100,146,562,754
– Debt securities	2,204,631,615	138,083,111,322	248,681,387	140,536,424,324
– Funds and other investments	11,794,704,922	25,998,030,148	499,101,453	38,291,836,523
Derivative financial assets	697,456,514	13,536,118,952	2,233,624,005	16,467,199,471
Debt instruments at fair value through other comprehensive income	340,257,978	84,561,603,929	–	84,901,861,907
Equity instruments at fair value through other comprehensive income				
– Stocks	5,289,635,124	–	–	5,289,635,124
– Funds	650,802,597	1,622,288,366	301,207,503	2,574,298,466
Total	109,588,763,422	264,143,502,693	14,475,552,454	388,207,818,569
Liabilities				
Financial liabilities at fair value through profit or loss				
Financial liabilities held for trading				
– Equity securities	(1,137,483,056)	(5,665,512)	–	(1,143,148,568)
– Debt securities	–	(32,553,109)	–	(32,553,109)
– Funds and others	(4,666,729)	–	–	(4,666,729)
Financial liabilities designated as at fair value through profit or loss				
– Equity securities	–	(17,661,040,972)	(6,426,268,707)	(24,087,309,679)
– Debt securities	–	(1,003,604,931)	(1,500,924,922)	(2,504,529,853)
Derivative financial liabilities	(576,129,428)	(8,814,733,834)	(2,031,520,380)	(11,422,383,642)
Total	(1,718,279,213)	(27,517,598,358)	(9,958,714,009)	(39,194,591,580)

*(Expressed in RMB, unless otherwise stated)***57. FAIR VALUE INFORMATION** *(continued)***(a) Financial assets and liabilities measured at fair value**

	As at 31 December 2023			
	Level I	Level II	Level III	Total
Assets				
Financial assets at fair value through profit or loss				
– Equity securities	127,464,178,016	6,006,922	12,634,318,148	140,104,503,086
– Debt securities	2,973,581,656	86,913,819,614	256,164,395	90,143,565,665
– Funds and other investments	14,644,132,123	39,384,003,087	405,050,479	54,433,185,689
Derivative financial assets	698,833,542	8,823,735,113	2,482,823,869	12,005,392,524
Debt instruments at fair value through other comprehensive income	422,667,745	65,196,446,008	–	65,619,113,753
Total	146,203,393,082	200,324,010,744	15,778,356,891	362,305,760,717
Liabilities				
Financial liabilities at fair value through profit or loss				
Financial liabilities held for trading				
– Equity securities	(2,606,205,663)	(919,057)	–	(2,607,124,720)
– Debt securities	–	(471,493,768)	–	(471,493,768)
– Funds and others	(72,726,647)	–	–	(72,726,647)
Financial liabilities designated as at fair value through profit or loss				
– Equity securities	–	(21,362,024,128)	(11,875,472,102)	(33,237,496,230)
– Debt securities	–	(4,093,834,760)	(28,437,089)	(4,122,271,849)
Derivative financial liabilities	(646,727,633)	(7,388,443,235)	(1,511,471,168)	(9,546,642,036)
Total	(3,325,659,943)	(33,316,714,948)	(13,415,380,359)	(50,057,755,250)

57. FAIR VALUE INFORMATION *(continued)*

(b) Basis for determining the market value used for fair value measurement categorised within Level I

If there is an active market for a financial instrument at fair value through profit or loss or through other comprehensive income, the quoted market price is used to establish the fair value of the financial instrument at the end of the reporting period.

(c) Valuation techniques used and the qualitative information of key parameters for fair value measurement categorised within Level II

For debt securities investments included in financial instruments at fair value through profit or loss or through other comprehensive income, the fair value is determined by the quoted prices from valuation systems of the relevant bond registrars and clearing houses. Observable inputs reflecting market conditions are used by the relevant bond registrars and clearing houses in the quote formation process.

For private securities investment funds and asset management products that do not have an open market for financial assets at fair value through profit or loss, the fair value is determined by net asset values provided by managers.

For the mutual fund with less active trading of equity instruments at fair value through other comprehensive income, the fair value is determined by the weighted average closing price for the month of valuation.

The quoted market price is used to establish the fair value of derivative financial instruments. Based on the contractual terms and maturity dates, the prices are measured by discounted future cash flows using the market interest rates similar to those of derivative financial instruments to verify reasonable prices.

There was no significant change in the Group's applied fair value valuation techniques within Level II for the years ended 31 December 2024 and 2023.

*(Expressed in RMB, unless otherwise stated)***57. FAIR VALUE INFORMATION** *(continued)***(d) Valuation techniques used and the qualitative and quantitative information of key parameters for fair value measurement categorised within Level III**

The following table presents the valuation techniques and inputs used in the valuation of the major financial instruments measured at Level III. As at 31 December 2024 and 2023, the fair value of the financial instruments measured at Level III is not significantly sensitive to a reasonable change in these unobservable inputs.

Financial instruments	Fair value hierarchy	Valuation technique(s)	Significant unobservable input(s)	Relationship of unobservable input(s) to fair value
Financial assets at fair value through profit or loss				
– Debt securities	Level III	Discounted cash flow models	Estimated future cash flows and discount rate	The higher the estimated future cash flows, the higher the fair value The higher the discount, the lower the fair value
– Equity securities	Level III	Option pricing models	Volatility	The higher the volatility, the lower the fair value
– Equity securities	Level III	Market approach	Valuation multiples (such as P/E, P/B, P/S) and liquidity discount	The higher the valuation multiples, the higher the fair value The higher the discount, the lower the fair value
Derivative financial instruments				
– Over-the-counter (“OTC”) options	Level III	Option pricing models	Volatility	The higher the volatility, the greater the impact on the fair value
Financial liabilities at fair value through profit or loss				
– Structured products	Level III	Option pricing models	Volatility	The higher the volatility, the greater the impact on the fair value

57. FAIR VALUE INFORMATION *(continued)*

(d) Valuation techniques used and the qualitative and quantitative information of key parameters for fair value measurement categorised within Level III *(continued)*

There was no significant change in the Group's applied fair value valuation techniques within Level III for the years ended 31 December 2024 and 2023.

(e) The following table presents reconciliation from the beginning balances to the ending balances of financial assets and liabilities measured at Level III

	As at 1 January 2024	Gains/ (losses) for the year	Purchases	Issuance	Disposals and settlement	Transfer into Level III	Transfer out of Level III	As at 31 December 2024	Net gains/(losses) for the year included in profit or loss for assets held and liabilities incurred
Assets									
Financial assets at fair value through profit or loss	13,295,533,022	210,782,172	1,448,428,245	-	(1,094,137,381)	5,326,510	(1,925,211,622)	11,940,720,946	161,645,984
Equity instruments at fair value through other comprehensive income	-	1,517,190	302,272,383	-	(2,582,070)	-	-	301,207,503	2,582,070
Derivative financial assets	2,482,823,869	1,528,785,044	342,312,690	-	(2,120,297,598)	-	-	2,233,624,005	1,145,261,950
Total	15,778,356,891	1,741,084,406	2,093,013,318	-	(3,217,017,049)	5,326,510	(1,925,211,622)	14,475,552,454	1,309,490,004
Liabilities									
Financial liabilities at fair value through profit or loss	-	-	-	-	-	-	-	-	-
Financial liabilities designated as at fair value through profit or loss	(11,903,909,191)	(1,427,968,662)	-	(2,259,624,262)	7,664,308,486	-	-	(7,927,193,629)	(740,469,119)
Derivative financial liabilities	(1,511,471,168)	(2,411,196,420)	(64,468,733)	-	1,955,615,941	-	-	(2,031,520,380)	(2,446,613,325)
Total	(13,415,380,359)	(3,839,165,082)	(64,468,733)	(2,259,624,262)	9,619,924,427	-	-	(9,958,714,009)	(3,187,082,444)

Notes to the Consolidated Financial Statements

(Expressed in RMB, unless otherwise stated)

57. FAIR VALUE INFORMATION (continued)

(e) The following table presents reconciliation from the beginning balances to the ending balances of financial assets and liabilities measured at Level III (continued)

	As at 1 January 2023	Gains/ (losses) for the year	Purchases	Issuance	Disposals and settlement	Transfer into Level III	Transfer out of Level III	As at 31 December 2023	Net gains/(losses) for the year included in profit or loss for assets held and liabilities incurred
Assets									
Financial assets at fair value									
through profit or loss	14,058,739,426	668,799,692	2,875,504,732	-	(2,669,135,426)	23,540,248	(1,661,915,650)	13,295,533,022	467,291,123
Derivative financial assets	3,605,194,947	2,450,237,184	62,713,068	-	(3,635,321,330)	-	-	2,482,823,869	2,158,989,141
Total	17,663,934,373	3,119,036,876	2,938,217,800	-	(6,304,456,756)	23,540,248	(1,661,915,650)	15,778,356,891	2,626,280,264
Liabilities									
Financial liabilities at fair value									
through profit or loss									
Financial liabilities designated as at fair value through									
profit or loss	(1,958,815,676)	764,199,906	-	(12,804,004,652)	2,094,711,231	-	-	(11,903,909,191)	847,102,512
Derivative financial liabilities	(990,711,504)	(1,060,886,424)	(287,627,012)	-	827,753,772	-	-	(1,511,471,168)	(957,115,635)
Total	(2,949,527,180)	(296,686,518)	(287,627,012)	(12,804,004,652)	2,922,465,003	-	-	(13,415,380,359)	(110,013,123)

(f) Transfer between levels

For the year ended 31 December 2024, the Group's investments in suspended stocks of RMB20 million (year ended 31 December 2023: RMB5 million) were transferred from Level I to Level II, as the quoted prices of these stocks were no longer regularly available.

For the year ended 31 December 2024, the Group had no investments (year ended 31 December 2023: RMB24 million) in equity securities transferred from Level I or II to Level III, as the fair values of these investments were determined with the use of valuation techniques instead of quoted prices, due to events such as delisting.

57. FAIR VALUE INFORMATION *(continued)*

(f) Transfer between levels *(continued)*

For the year ended 31 December 2024, the Group's investments in debt securities of RMB5 million (year ended 31 December 2023: Nil) were transferred from Level II to Level III, as the fair values of these investments were determined with the use of valuation techniques instead of quoted prices, due to events such as potential credit risk in existence.

For the year ended 31 December 2024, the Group's investments at FVTPL of RMB1,925 million (year ended 31 December 2023: RMB1,662 million) were transferred from Level III to Level I or II, as the fair values of these investments were determined with the use of quoted prices instead of valuation techniques, due to events such as expiration of lock-up period in equity and fund.

In accordance with its accounting policies, the Group recognises transfers among the levels as at the end of the reporting period in which such transfers occur.

(g) Fair value of financial assets and liabilities carried at other than fair value

The financial assets carried at other than fair value mainly include cash and bank balances, cash held on behalf of clients, refundable deposits, receivables from margin clients, accounts receivable and reverse REPOs. The carrying amounts approximate their fair values.

The financial liabilities carried at other than fair value mainly include short-term debt securities issued, placements from financial institutions, REPOs, accounts payable to brokerage clients, long-term debt securities issued and lease liabilities. As at 31 December 2024, the fair values of long-term debt securities issued amounted to RMB142,825,254,162 (31 December 2023: RMB149,331,351,874), and the carrying amounts for other financial liabilities approximate their fair values.

58. OFFSETTING OF FINANCIAL ASSETS AND FINANCIAL LIABILITIES

When there is a current legally enforceable right to set off the recognised amounts and there is an intention to settle on a net basis or to realise the asset and settle the liability simultaneously, the relevant financial assets and liabilities:

are offset in the consolidated statement of financial position of the Group; and are subject to an enforceable master netting agreement or similar agreement, irrespective of whether they are offset in the consolidated statement of financial position of the Group.

Notes to the Consolidated Financial Statements

(Expressed in RMB, unless otherwise stated)

58. OFFSETTING OF FINANCIAL ASSETS AND FINANCIAL LIABILITIES *(continued)*

The tables below present the amounts of accounts receivable and payable which are settled on the same settlement date and for the same currency on a net basis with the same overseas clearing house.

	As at 31 December 2024					
	Gross amounts of recognised financial liabilities set off in the consolidated statement of financial position	Net amounts of financial assets presented in the consolidated statement of financial position	Related amounts not set off in the consolidated statement of financial position	Financial instruments	Cash collateral	
Accounts receivable from clearing house	12,639,297,966	(3,066,302,106)	9,572,995,860	(2,101,571,816)	-	7,471,424,044

	As at 31 December 2024					
	Gross amounts of recognised financial assets set off in the consolidated statement of financial position	Net amounts of financial liabilities presented in the consolidated statement of financial position	Related amounts not set off in the consolidated statement of financial position	Financial instruments	Cash collateral	
Accounts payable to clearing house	8,546,949,012	(3,066,302,106)	5,480,646,906	(261,675,347)	-	5,218,971,559

58. OFFSETTING OF FINANCIAL ASSETS AND FINANCIAL LIABILITIES (continued)

The tables below present the amounts of accounts receivable and payable which are settled on the same settlement date and for the same currency on a net basis with the same overseas clearing house. (continued)

As at 31 December 2023							
	Gross amounts of recognised financial liabilities set off in the consolidated statement of financial position	Gross amounts of recognised financial assets	Net amounts of financial assets presented in the consolidated statement of financial position	Related amounts not set off in the consolidated statement of financial position	Financial instruments	Cash collateral	Net amount
Accounts receivable from clearing house	3,150,040,649	(2,818,166,512)	331,874,137	(22,504,883)	-	-	309,369,254

As at 31 December 2023							
	Gross amounts of recognised financial assets set off in the consolidated statement of financial position	Gross amounts of recognised financial liabilities	Net amounts of financial liabilities presented in the consolidated statement of financial position	Related amounts not set off in the consolidated statement of financial position	Financial instruments	Cash collateral	Net amount
Accounts payable to clearing house	2,840,671,395	(2,818,166,512)	22,504,883	(22,504,883)	-	-	-

59. FINANCIAL RISK MANAGEMENT

The Group's risk management aims to effectively allocate risk-based capital, limit risks to a controllable level, maximise the corporate value and constantly solidify the foundation for a steady and sustainable development of the Group. The Group monitors and controls different types of risk exposures, such as credit risk, liquidity risk and market risk which incurred from the Group's holdings of various financial instruments.

(a) Credit risk

Credit risk refers to the risk caused by deterioration in creditworthiness or default losses of counterparties, borrowers and securities issuers.

The exposure to credit risk of the Group arises mainly from: (i) credit risk from default of debtors, including the loss due to default of intermediary institutions (such as brokers or custodian banks), in which case the risk exposure is the total value of outstanding debts; (ii) counterparty risk in terms of failure to fulfill obligations under contracts or deterioration in creditworthiness of counterparties in the OTC derivative transactions (such as forward, swap or option transactions), in which case the risk exposure depends on the current exposure and potential future exposure of derivatives; and (iii) credit risk caused by the deterioration in creditworthiness or default losses of securities issuers, in which case the risk exposure is the total value of outstanding debts.

At the end of the reporting period, the Group's maximum credit risk exposure is the net carrying amount of financial assets without taking account of any collateral or other credit enhancements.

Measurement of ECL

The Group recognises an impairment loss allowance for financial assets measured at amortised cost (including receivables from margin clients, reverse REPOs, etc.) and debt instruments measured at FVOCI via the ECL model. The measurement of the ECL is based on the Probability of Default ("PD"), Loss Given Default ("LGD") and Exposure at Default ("EAD").

A default is that a client, a financier or an issuer of investment products fails to fulfil the contract. PD is an estimate of the likelihood of default over a given time horizon. The Group estimates the PD based on its internal rating model, integrating factors such as external rating information, macroeconomic environment and changes in quantitative and qualitative indicators of the counterparties or bonds issuers. LGD is an estimate of the loss borne by the Group on the exposure at default. In the determination of LGD, the Group estimates the recoverable cash flow from disposing of underlying assets and collaterals by taking their liquidity and relevant historical market data into full consideration, and estimates LGD based on the difference between the recoverable and the contracted cash flows. EAD is the amount that shall be repaid to the Group when a default occurs. When measuring the ECL, the Group classifies the assets into different risk stages based on whether the credit risk of each asset has increased significantly since the initial recognition. Accordingly, the Group measures the loss allowance on either a 12-month or the lifetime basis for the investments at different risk stages.

59. FINANCIAL RISK MANAGEMENT *(continued)*

(a) Credit risk *(continued)*

Provision method of ECL

The Group recognises impairment allowance based on ECL for businesses such as debt securities investment and margin financing. For the financial instruments for which the ECL measurement is used, the Group classifies these financial instruments into different risk stages based on whether the credit risk of each instrument has increased significantly since the initial recognition. The financial instruments with low credit risk on the balance sheet date or of which the credit risk has not increased significantly since the initial recognition will be classified into “Stage 1”; the financial instruments of which the credit risk has increased significantly since the initial recognition will be classified into “Stage 2”; and the financial instruments that have been credit-impaired will be transferred into “Stage 3”. The Group measures ECL based on the parameters such as PD, LGD, EAD and forward-looking information, and regularly tests and updates ECL models and assumptions.

The criteria of significant increase in credit risk (“SICR”)

The Group considers a financial instrument experiencing SICR when one or more of the following quantitative and qualitative criteria have been met: (i) for debt securities investment business: the latest external or internal ratings of bond issuers or debt securities per se decline substantially compared with their ratings on the initial recognition, or there are adverse changes in the business, financial or external conditions of the bond issuer and these adverse changes are expected to cause a significant decrease in the bond issuer’s ability to meet its obligations; and (ii) for margin financing business: the performance guarantee ratio is lower than or equal to the predetermined liquidation line but above 100%, or when contractual payments are less than or equal to 30 days past due.

The criteria of credit-impaired assets

The Group considers that a financial instrument has been credit-impaired when (i) for debt securities investment business: the circumstances in which a bond issuer can be regarded as default include failure to perform payment obligations as agreed, having other bond defaults or having significant financial difficulties; (ii) for margin financing business: the performance guarantee ratio is lower than or equal to 100%, or when contractual payments are more than 30 days past due.

Forward-looking information

The Group measures ECL using forward-looking information without undue costs or efforts. In order to adjust the default rates to incorporate forward-looking information, the Group, using forecasted year-on-year growth rates of GDP (cumulatively accounted) and broad measure of money supply (M2) as the basis, establishes relationships between the two macroeconomic indicators and default rates with the use of statistical models and sets different scenario weightings. The Group determined the forecasted values of the two macroeconomic indicators to be 4.75% and 7.74% as at 31 December 2024 based on publicly available forecasts of third parties. The tuning parameter was determined with the use of weighted average of the values under optimistic, neutral and pessimistic hypothetical scenarios in combination with qualitative analysis method.

*(Expressed in RMB, unless otherwise stated)***59. FINANCIAL RISK MANAGEMENT** *(continued)***(a) Credit risk** *(continued)***Debt securities (including debt securities measured at FVTPL and at FVOCI)**

The Group emphasizes the diversification level of the fixed income credit products and the credit products invested are those predominantly with relatively high credit ratings. The Group controls its market risk and credit risk exposures by various initiatives, such as setting up limits on investment size, product types, credit ratings and concentrations, and carrying out forward-looking risk assessment, as well as closely monitoring and tracking bond issuers' business performance and credit profiles so as to constantly evaluate and warn any credit deterioration.

The carrying amount of the Group's debt securities is presented as follows:

	As at 31 December	
	2024	2023
Financial assets at fair value through profit or loss	140,536,424,324	90,143,565,665
Debt instruments at fair value through other comprehensive income	84,901,861,907	65,619,113,753
Total	225,438,286,231	155,762,679,418

(i) The exposure to credit risk for debt securities at FVTPL and FVOCI by the location of issuers is presented as follows:

	As at 31 December	
	2024	2023
Chinese mainland	213,371,720,194	153,130,062,374
Outside Chinese mainland	12,066,566,037	2,632,617,044
Total	225,438,286,231	155,762,679,418

59. FINANCIAL RISK MANAGEMENT (continued)**(a) Credit risk** (continued)**Debt securities (including debt securities measured at FVTPL and at FVOCI)** (continued)

(ii) The following table presents an analysis of credit quality of debt securities at FVTPL and FVOCI.

	As at 31 December	
	2024	2023
Credit rating		
Overseas rating		
– AAA	1,582,595,190	354,619,595
– AA- to AA+	520,826,219	1,334,047,350
– A- to A+	13,158,340,402	3,652,270,120
– BBB- to BBB+	7,078,147,618	2,412,517,649
– Below BBB-	1,714,894,192	1,025,431,732
– NR	9,772,469,057	1,515,268,183
Subtotal	33,827,272,678	10,294,154,629
Domestic rating		
– AAA	142,729,618,574	83,211,705,090
– AA- to AA+	13,772,958,277	13,389,667,171
– A- to A+	1,138,256,578	870,527,661
– Below A-	599,708,680	363,943,308
– Non-rated i (Note 1)	27,446,657,616	42,285,541,450
– Non-rated ii (Note 2)	5,923,813,828	5,347,140,109
Subtotal	191,611,013,553	145,468,524,789
Total	225,438,286,231	155,762,679,418

Note 1: These non-rated financial assets mainly include government bonds and policy financial bonds.

Note 2: These non-rated financial assets are mainly other debt securities and trading securities with no ratings provided by independent rating agencies.

(Expressed in RMB, unless otherwise stated)

59. FINANCIAL RISK MANAGEMENT (continued)**(a) Credit risk** (continued)**Debt securities (including debt securities measured at FVTPL and at FVOCI)** (continued)**(iii) Movement in impairment loss allowance**

The movement in impairment loss allowance for debt investments at FVOCI during the year was as follows:

	Year ended 31 December							
	2024				2023			
	12-month ECL	Lifetime ECL-not credit- impaired	Lifetime ECL-credit- impaired	Total	12-month ECL	Lifetime ECL-not credit- impaired	Lifetime ECL-credit- impaired	Total
At the beginning of the year	69,798,263	-	-	69,798,263	59,605,095	379,607	12,133,870	72,118,572
Changes due to financial instruments recognised at the beginning of the year:								
- Transfer to lifetime ECL-credit-impaired	-	-	-	-	-	-	-	-
- Transfer to lifetime ECL-not credit-impaired	-	-	-	-	-	-	-	-
- Impairment losses recognised	7,743,338	-	-	7,743,338	3,935,659	-	-	3,935,659
- Impairment losses reversed	(9,358,411)	-	-	(9,358,411)	(9,896,262)	-	-	(9,896,262)
New financial assets originated or purchased	75,127,221	-	-	75,127,221	57,613,127	-	-	57,613,127
Financial assets derecognised (including write-offs)	(50,552,641)	-	-	(50,552,641)	(34,928,207)	(577,736)	(18,466,890)	(53,972,833)
Others	-	-	-	-	(6,531,149)	198,129	6,333,020	-
At the end of the year	92,757,770	-	-	92,757,770	69,798,263	-	-	69,798,263

As at 31 December 2024 and 2023, there was no credit-impaired debt investments held by the Group.

59. FINANCIAL RISK MANAGEMENT *(continued)*

(a) Credit risk *(continued)*

Other non-derivative financial investments (other than debt securities)

The Group has adopted the following measures to manage credit risk in capital businesses including margin financing and securities lending business and stock-based lending business: vetting counterparties, determining credit ratings and setting lending limits; managing collaterals (via haircut rates, liquidity and concentration) and closely monitoring margin ratios and/or collateral ratios; as well as establishing and implementing margin call and mandatory liquidation policy.

- (i) The exposure to credit risk for the Group's financial assets at amortised cost at the reporting date by geographic region was as follows:

	As at 31 December	
	2024	2023
Chinese mainland	204,138,404,140	174,704,848,118
Outside Chinese mainland	67,964,971,328	72,574,749,107
Total	272,103,375,468	247,279,597,225

(ii) Movement in impairment loss allowance

The movement in impairment loss allowance for other financial instruments (other than debt investments) at amortised cost during the year was as follows:

*(Expressed in RMB, unless otherwise stated)***59. FINANCIAL RISK MANAGEMENT** *(continued)***(a) Credit risk** *(continued)***Other non-derivative financial investments (other than debt securities)** *(continued)***(ii) Movement in impairment loss allowance** *(continued)*(1) *Financial assets held under resale agreements*

	Year ended 31 December 2024			Total
	12-month ECL	Lifetime ECL-not credit-impaired	Lifetime ECL-credit-impaired	
As at 1 January 2024	25,590,696	-	28,214,186	53,804,882
Changes due to financial instruments recognised as at 1 January 2024:				
- Transfer to lifetime ECL-credit-impaired	-	-	-	-
- Transfer to lifetime ECL-not credit-impaired	-	-	-	-
- Transfer to 12-month ECL	-	-	-	-
- Impairment losses recognised	12,213	-	-	12,213
- Impairment losses reversed	(529,578)	-	(12,837,801)	(13,367,379)
New financial assets originated or purchased	14,665,458	-	-	14,665,458
Financial assets derecognised (including write-offs)	(12,292,551)	-	-	(12,292,551)
Others	-	-	-	-
Impairment loss allowance as at 31 December 2024	27,446,238	-	15,376,385	42,822,623
Gross carrying amount as at 31 December 2024	22,730,395,289	-	23,165,932	22,753,561,221

59. FINANCIAL RISK MANAGEMENT *(continued)***(a) Credit risk** *(continued)***Other non-derivative financial investments (other than debt securities)** *(continued)***(ii) Movement in impairment loss allowance** *(continued)*(1) *Financial assets held under resale agreements (continued)*

	Year ended 31 December 2023			Total
	12-month ECL	Lifetime ECL-not credit-impaired	Lifetime ECL-credit-impaired	
As at 1 January 2023	28,298,453	–	28,249,249	56,547,702
Changes due to financial instruments recognised as at 1 January 2023:				
– Transfer to lifetime ECL-credit-impaired	–	–	–	–
– Transfer to lifetime ECL-not credit-impaired	–	–	–	–
– Transfer to 12-month ECL	–	–	–	–
– Impairment losses recognised	994	–	–	994
– Impairment losses reversed	(872,440)	–	(35,063)	(907,503)
New financial assets originated or purchased	13,220,617	–	–	13,220,617
Financial assets derecognised (including write-offs)	(15,056,928)	–	–	(15,056,928)
Others	–	–	–	–
Impairment loss allowance as at 31 December 2023	25,590,696	–	28,214,186	53,804,882
Gross carrying amount as at 31 December 2023	19,926,364,153	–	48,841,538	19,975,205,691

*(Expressed in RMB, unless otherwise stated)***59. FINANCIAL RISK MANAGEMENT** *(continued)***(a) Credit risk** *(continued)***Other non-derivative financial investments (other than debt securities)** *(continued)***(ii) Movement in impairment loss allowance** *(continued)**(2) Receivables from margin clients*

	Year ended 31 December 2024			Total
	12-month ECL	Lifetime ECL-not credit-impaired	Lifetime ECL-credit-impaired	
As at 1 January 2024	160,714,128	-	-	160,714,128
Changes due to financial instruments recognised as at 1 January 2024:				
- Transfer to lifetime ECL-credit-impaired	-	-	-	-
- Transfer to lifetime ECL-not credit-impaired	(3,951)	3,951	-	-
- Transfer to 12-month ECL	-	-	-	-
- Impairment losses recognised	42,791,713	5,380	-	42,797,093
- Impairment losses reversed	(39,339,671)	(94)	-	(39,339,765)
New financial assets originated or purchased	44,973,387	3,531	-	44,976,918
Financial assets derecognised (including write-offs)	(25,982,076)	-	-	(25,982,076)
Others	108,488	-	-	108,488
Impairment loss allowance as at 31 December 2024	183,262,018	12,768	-	183,274,786
Gross carrying amount as at 31 December 2024	43,663,438,273	1,642,166	-	43,665,080,439

59. FINANCIAL RISK MANAGEMENT (continued)**(a) Credit risk** (continued)**Other non-derivative financial investments (other than debt securities)** (continued)**(ii) Movement in impairment loss allowance** (continued)

(2) Receivables from margin clients (continued)

	Year ended 31 December 2023			Total
	12-month ECL	Lifetime ECL-not credit-impaired	Lifetime ECL-credit-impaired	
As at 1 January 2023	142,095,663	448,234	-	142,543,897
Changes due to financial instruments recognised as at 1 January 2023:				
- Transfer to lifetime ECL-credit-impaired	-	-	-	-
- Transfer to lifetime ECL-not credit-impaired	-	-	-	-
- Transfer to 12-month ECL	447,754	(447,754)	-	-
- Impairment losses recognised	32,482,153	-	-	32,482,153
- Impairment losses reversed	(29,604,009)	-	-	(29,604,009)
New financial assets originated or purchased	33,313,430	-	-	33,313,430
Financial assets derecognised (including write-offs)	(18,226,099)	(480)	-	(18,226,579)
Others	205,236	-	-	205,236
Impairment loss allowance as at 31 December 2023	160,714,128	-	-	160,714,128
Gross carrying amount as at 31 December 2023	35,970,281,879	-	-	35,970,281,879

(Expressed in RMB, unless otherwise stated)

59. FINANCIAL RISK MANAGEMENT (continued)**(a) Credit risk** (continued)**Other non-derivative financial investments (other than debt securities)** (continued)**(ii) Movement in impairment loss allowance** (continued)

(3) Other financial instruments at amortised cost

	Year ended 31 December 2024			
	12-month ECL	Lifetime ECL-not credit-impaired	Lifetime ECL-credit-impaired	Total
As at 1 January 2024	80,780,500	96,194,964	349,411,127	526,386,591
Changes due to financial instruments recognised as at 1 January 2024:				
– Transfer to lifetime ECL-credit-impaired	–	–	–	–
– Transfer to lifetime ECL-not credit-impaired	–	–	–	–
– Transfer to 12-month ECL	–	–	–	–
– Impairment losses recognised	1,127,353	11,957,800	73,998,868	87,084,021
– Impairment losses reversed	(60,819,811)	(13,641,476)	(163,347)	(74,624,634)
New financial assets originated or purchased	84,719,925	8,158,488	–	92,878,413
Financial assets derecognised (including write-offs)	(17,936,109)	–	(47,287,218)	(65,223,327)
Others	900,444	526,406	66,304	1,493,154
Impairment loss allowance as at 31 December 2024	88,772,302	103,196,182	376,025,734	567,994,218
Gross carrying amount as at 31 December 2024	166,948,233,101	2,515,023,840	405,144,038	169,868,400,979

59. FINANCIAL RISK MANAGEMENT (continued)**(a) Credit risk** (continued)**Other non-derivative financial investments (other than debt securities)** (continued)**(ii) Movement in impairment loss allowance** (continued)

(3) Other financial instruments at amortised cost (continued)

	Year ended 31 December 2023			Total
	12-month ECL	Lifetime ECL-not credit-impaired	Lifetime ECL-credit-impaired	
As at 1 January 2023	121,874,019	82,509,592	328,518,288	532,901,899
Changes due to financial instruments recognised as at 1 January 2023:				
– Transfer to lifetime ECL-credit-impaired	–	–	–	–
– Transfer to lifetime ECL-not credit-impaired	–	–	–	–
– Transfer to 12-month ECL	–	–	–	–
– Impairment losses recognised	6,214,405	7,482,451	51,729,849	65,426,705
– Impairment losses reversed	(63,145,874)	(15,631,745)	(18,884,075)	(97,661,694)
New financial assets originated or purchased	34,112,760	16,309,840	–	50,422,600
Financial assets derecognised (including write-offs)	(13,515,806)	(346,425)	(12,196,163)	(26,058,394)
Others	(4,759,004)	5,871,251	243,228	1,355,475
Impairment loss allowance as at 31 December 2023	80,780,500	96,194,964	349,411,127	526,386,591
Gross carrying amount as at 31 December 2023	150,930,737,824	2,538,882,358	382,560,323	153,852,180,505

Note: Other financial instruments at amortised cost mainly include accounts receivable, other receivables and deposits with banks.

59. FINANCIAL RISK MANAGEMENT *(continued)*

(a) Credit risk *(continued)*

Derivatives

Regarding the counterparty credit risk of the OTC derivatives business, the Group has established an internal credit rating system. Through a combination of qualitative and quantitative methods, it comprehensively evaluates counterparty qualifications and determines credit ratings accordingly. On the basis of credit ratings, the Group sets a corresponding limit of credit risk exposure for each counterparty, and manages counterparty credit risk by signing OTC derivatives trading master agreements and performance guarantee agreements, and by requiring performance guarantees. The Group calculates the minimum amount required as collateral and credit risk exposure for an OTC derivative counterparty by establishing dynamic scenarios combined with stress tests, and measures and monitors the minimum collateral value and credit risk exposure through the system on a daily basis. In view of this, the Group maintains the credit risk exposure of derivatives transactions within an acceptable range.

(b) Liquidity risk

Liquidity risk refers to the risk arising from the Group's inability to obtain sufficient funds at reasonable costs in a timely manner to settle debts due, fulfill other payment obligations, and satisfy the funding needs in conducting normal business operations.

The Group has adopted the following measures to manage liquidity risk: closely monitoring the balance sheets of the Group and its branches and subsidiaries, and managing liquidity gaps between assets and liabilities; setting liquidity risk limits based on the Group's overall situation and regulatory requirement; conducting cash flow forecast and liquidity risk stress test on a regular and irregular basis to analyse and assess the Group's liquidity risk exposure; and maintaining adequate high-quality liquid assets and establishing a liquidity contingency plan for potential liquidity emergencies.

59. FINANCIAL RISK MANAGEMENT (continued)**(b) Liquidity risk** (continued)

At the end of the reporting period, the contractual undiscounted cash flows (including the principal and interests) of the Group's non-derivative financial liabilities are analysed according to the maturity dates. The derivative financial liabilities stated at the fair values and presented at the expected maturity dates or possible termination dates are as follows:

	As at 31 December 2024				Total
	Overdue/ repayable on demand	Within 1 year (inclusive)	1 to 5 years (inclusive)	More than 5 years	
Financial liabilities					
Financial liabilities at fair value through profit or loss	1,171,565,646	26,112,543,381	489,832,595	–	27,773,941,622
Derivative financial liabilities	–	8,691,619,394	2,629,745,467	101,018,781	11,422,383,642
Accounts payable to brokerage clients	100,668,403,007	–	–	–	100,668,403,007
Placements from financial institutions	–	44,816,829,186	–	–	44,816,829,186
Short-term debt securities issued REPOs	–	18,890,435,127	1,292,919,677	45,035,226	20,228,390,030
Long-term debt securities issued REPOs	–	94,572,534,528	–	–	94,572,534,528
Lease liabilities	–	36,058,017,308	104,504,829,033	9,287,300,000	149,850,146,341
Others	–	910,682,531	2,119,814,728	2,069,477,202	5,099,974,461
	85,553,315,791	20,903,561,071	40,435,044	9,964,382	106,507,276,288
Total	187,393,284,444	250,956,222,526	111,077,576,544	11,512,795,591	560,939,879,105

*(Expressed in RMB, unless otherwise stated)***59. FINANCIAL RISK MANAGEMENT** *(continued)***(b) Liquidity risk** *(continued)*

	As at 31 December 2023				Total
	Overdue/ repayable on demand	Within 1 year (inclusive)	1 to 5 years (inclusive)	More than 5 years	
Financial liabilities					
Financial liabilities at fair value through profit or loss	3,079,139,712	29,498,667,893	7,934,602,576	–	40,512,410,181
Derivative financial liabilities	–	8,139,571,469	1,383,227,512	23,843,055	9,546,642,036
Accounts payable to brokerage clients	82,311,014,432	–	–	–	82,311,014,432
Placements from financial institutions	–	45,091,811,096	–	–	45,091,811,096
Short-term debt securities issued	–	16,446,602,640	953,055,518	–	17,399,658,158
REPOs	–	64,910,631,409	–	–	64,910,631,409
Long-term debt securities issued	–	46,126,052,954	105,411,082,643	8,443,250,000	159,980,385,597
Lease liabilities	–	1,083,559,177	1,934,770,045	2,245,393,011	5,263,722,233
Others	84,322,806,543	14,348,594,256	14,563,501	334,471	98,686,298,771
Total	169,712,960,687	225,645,490,894	117,631,301,795	10,712,820,537	523,702,573,913

(c) Market risk

Market risk is the risk of loss of the Group's income and the value of financial instruments arising from unfavourable market conditions such as adverse changes in interest rates, stock prices and exchange rates. The objectives of market risk management are to monitor the market risk and control it within the acceptable range and to maximise the risk-adjusted return. The Group conducts stress tests on a regular basis and calculates risk control indicators and operating indicators under different scenarios. The Group monitors the market risk for investment portfolios and non-trading portfolios separately.

59. FINANCIAL RISK MANAGEMENT *(continued)*

(c) Market risk *(continued)*

(i) Market risk of investment portfolios

Investment portfolio includes financial assets at FVTPL and at FVOCI, derivative financial assets, financial liabilities at FVTPL, derivative financial liabilities. The risk exposures are measured and monitored within limits set by management. The Group adopts various kinds of methods (such as Value-at-Risk ("VaR") analysis, sensitivity limit analysis, investment concentration limit analysis, scenario analysis and stress test) to manage market risk. The VaR analysis is a major tool used by the Group to measure and monitor the market risk of the investment portfolios.

VaR is a technique with the use of which the Group estimates the potential losses that could occur on its risk position under the unfavourable market condition over a specified time horizon and at a given level of confidence. The independent risk management personnel of the Group computes VaR using historical simulation method and implement relevant controls over the market risk accordingly. The historical simulation method is used to estimate future profit or loss based on observed historical market risk factors movements and sensitivity of the current investment portfolio to those risk factors.

Based on three years of historically observed market risk factor movements, the Group has adopted the historical simulation method at the 95% confidence level to compute its daily VaR. The 95% daily VaR indicates that the expected one-day loss of the Group's portfolio will not exceed this VaR at 95% chance, if the portfolio were held constant for one day. Although VaR is an important tool for measuring market risk, the assumptions on which the model is based do have some limitations, including the following:

- when there is severe market illiquidity for a prolonged period, the realisable value of the Group's investment portfolio on a trading day may vary from the estimate due to the one-day time horizon of VaR;
- the 95% confidence level does not reflect losses that may occur beyond this level. Under the model currently in use, the loss in portfolio value would have been exceeded with a frequency of 5%;
- VaR is calculated on an end-of-day basis and does not take into account intraday trading; and
- historical changes in market risk factors may not be accurate predictors of future market conditions, especially in terms of fully incorporating the risk of extreme market events.

*(Expressed in RMB, unless otherwise stated)***59. FINANCIAL RISK MANAGEMENT** *(continued)***(c) Market risk** *(continued)***(i) Market risk of investment portfolios** *(continued)*

The following tables set forth the Group's computed VaRs by risk category as of the dates and for the periods:

	As at 31	Year ended 31 December 2024		
	December 2024	Average	Highest	Lowest
Equity prices	128,852,482	83,643,830	142,103,892	50,591,406
Interest rates	94,619,916	71,277,871	95,003,902	44,915,167
Currency rates	21,520,962	13,239,606	33,552,189	2,175,205
Commodity prices	1,412,396	872,607	1,857,392	111,000
Diversification effect	(85,354,613)	(53,864,004)		
Total portfolio	161,051,143	115,169,910	172,364,873	75,751,713

	As at 31	Year ended 31 December 2023		
	December 2023	Average	Highest	Lowest
Equity prices	68,986,166	108,211,921	138,297,097	68,648,053
Interest rates	49,466,386	50,019,803	74,692,343	37,775,134
Currency rates	2,276,125	28,176,401	58,547,620	2,276,125
Commodity prices	973,881	861,460	2,506,108	478,605
Diversification effect	(27,184,117)	(55,726,933)		
Total portfolio	94,518,441	131,542,652	176,362,352	84,454,537

59. FINANCIAL RISK MANAGEMENT *(continued)*

(c) Market risk *(continued)*

(ii) Market risk of non-trading portfolios

(1) Interest rate risk

The non-trading portfolios of the Group are subject to the risk of interest rate fluctuations. Except for the financial assets and liabilities managed through VaR, the Group's major interest-earning assets in its non-trading portfolios include deposits with banks and with clearing houses, receivables from margin clients and reverse REPOs; and its interest-bearing liabilities mainly include short-term debt securities issued, placements from financial institutions, REPOs and long-term debt securities issued.

The Group adopts sensitivity analysis to measure the interest rate risk of non-trading portfolios. Assuming all other variables remain constant, the interest rate sensitivity analysis is as follows:

	Sensitivity of net profit	
	Year ended 31 December	
	2024	2023
Changes in basis points ("bps")		
Increase by 50 bps	(438,233,998)	(406,942,657)
Decrease by 50 bps or decrease to 0	438,233,998	406,942,657

	Sensitivity of equity	
	As at 31 December	
	2024	2023
Changes in bps		
Increase by 50 bps	(438,233,998)	(406,942,657)
Decrease by 50 bps or decrease to 0	438,233,998	406,942,657

59. FINANCIAL RISK MANAGEMENT *(continued)*

(c) Market risk *(continued)*

(ii) Market risk of non-trading portfolios *(continued)*

(1) Interest rate risk *(continued)*

The sensitivity analysis is based on the static interest rate risk profile of the Group's assets and liabilities. The sensitivity analysis measures the impact of changes of interest rates in terms of how annualised net profit or loss and equity would have been affected by repricing of the Group's assets and liabilities over the next 12 months. The sensitivity analysis is based on the following assumptions that:

- the 50-bp change in interest rates at the end of the reporting period applies to all of the Group's non-trading financial instruments in the next 12 months;
- the shift in the yield curve is parallel to the changes in interest rates;
- there are no changes in the assets and liabilities portfolios;
- other variables (including exchange rates) remain unchanged; and
- risk management measures undertaken by the Group are not considered.

As the actual interest rate changes can differ from the above assumptions, the impact of the interest rate changes on the Group's net profit and equity may vary from the estimated results of the sensitivity analysis.

59. FINANCIAL RISK MANAGEMENT *(continued)*

(c) Market risk *(continued)*

(ii) Market risk of non-trading portfolios *(continued)*

(2) Currency risk

Currency risk is the risk arising from fluctuations of foreign exchange rates. The table below presents the exchange rate sensitivity analysis of the Group's major currency risk exposures, which calculates the impact of reasonably possible changes in the foreign exchange rate on equity where all other variables are held constant. This analysis does not take into account any foreign exchange correlations or changes in the fair values of financial instruments denominated in foreign currencies, nor does it take into account any measures (for instance use of currency derivatives) that the Group may take to address the adverse impact of foreign exchange exposure on equity.

Currency	Changes in exchange rates	Sensitivity of equity As at 31 December	
		2024	2023
USD	1%	(522,784,629)	(335,710,756)
Hong Kong dollar ("HKD")	1%	98,042,118	73,829,664
Others	1%	1,028,658	2,047,180

While the table above indicates the impact on equity of 1% appreciation of USD, HKD and other foreign currencies, there will be an opposite effect with the same amount if the currencies depreciate by the same percentage.

The table below presents the Group's exposure to foreign exchange risk as at 31 December 2024 and 2023. The Group's exposure to RMB is presented in the tables below for comparison purposes. Included in the table are the carrying amounts of the assets and liabilities of the Group in RMB equivalent, categorized by the original currencies.

(Expressed in RMB, unless otherwise stated)

59. FINANCIAL RISK MANAGEMENT (continued)**(c) Market risk** (continued)**(ii) Market risk of non-trading portfolios** (continued)**(2) Currency risk** (continued)

	As at 31 December 2024				
	RMB	USD in RMB equivalent	HKD in RMB equivalent	Other in RMB equivalent	Total
Net exposure in the consolidated statement of financial position	133,908,246,300	(34,155,912,051)	15,534,419,119	334,917,440	115,621,670,808

	As at 31 December 2023				
	RMB	USD in RMB equivalent	HKD in RMB equivalent	Other in RMB equivalent	Total
Net exposure in the consolidated statement of financial position	130,299,239,540	(36,208,771,660)	9,909,468,527	897,461,544	104,897,397,951

60. CAPITAL MANAGEMENT

The Group's capital management policy is to maintain an adequate capital base, so as to retain the confidence of the investors, the creditors and the counterparties and to ensure the sound development of future business. The objective of the Group's capital management is to meet legal and regulatory requirements while maintaining adequate capital and maximising returns. Based on its strategic plan, its business development needs and the tendency in its risk exposure, the Group carries out the forecasting, planning and management of its regulatory capital through scenario analysis and stress testing.

The Group calculates its regulatory capital in accordance with relevant regulations applicable in the local jurisdiction and which may vary from jurisdictions. The Company calculates regulatory capital in accordance with the *Provisions on the Calculation Basis for Risk Control Indicators of Securities Companies* (CSRC Announcement [2020] No. 10) issued by the CSRC on 23 January 2020.

60. CAPITAL MANAGEMENT *(continued)*

In accordance with CSRC Announcement [2020] No. 10, the Company is required to meet the following standards for risk control indicators on a continual basis:

- (i) Risk Coverage Ratio (Net capital/Total risk capital reserves \times 100%) shall be no less than 100% ("Ratio i");
- (ii) Capital Leverage Ratio (Core net capital/Total on-and-off-balance-sheet assets \times 100%) shall be no less than 8% ("Ratio ii");
- (iii) Liquidity Coverage Ratio (High quality liquid assets/Total net cash outflows over the next 30 days \times 100%) shall be no less than 100% ("Ratio iii");
- (iv) Net Stable Funding Ratio (Stable funding available/Stable funding required \times 100%) shall be no less than 100% ("Ratio iv");
- (v) The ratio of net capital divided by net assets shall be no less than 20% ("Ratio v");
- (vi) The ratio of net capital divided by liabilities shall be no less than 8% ("Ratio vi");
- (vii) The ratio of net assets divided by liabilities shall be no less than 10% ("Ratio vii");
- (viii) The ratio of equity securities and related derivatives held divided by net capital shall not exceed 100% ("Ratio viii");
- (ix) The ratio of non-equity securities and related derivatives held divided by net capital shall not exceed 500% ("Ratio ix").

(Expressed in RMB, unless otherwise stated)

60. CAPITAL MANAGEMENT *(continued)*

As at 31 December 2024 and 2023, the above risk control indicators of the Company were as follows:

	As at 31 December	
	2024	2023
Net capital	49,431,075,052	44,125,911,819
Ratio i	188.54%	192.32%
Ratio ii	12.85%	11.44%
Ratio iii	224.00%	201.13%
Ratio iv	137.25%	132.42%
Ratio v	56.50%	56.47%
Ratio vi	20.93%	18.78%
Ratio vii	37.03%	33.26%
Ratio viii	49.71%	61.95%
Ratio ix	333.34%	348.48%

Similar to the Company, certain subsidiaries of the Group are also subject to capital requirements imposed by their local regulators, including the CSRC, the Hong Kong Securities and Futures Commission, etc.

The above risk control indicators are calculated based on the financial information prepared in accordance with the China Accounting Standards for Business Enterprises.

61. STATEMENT OF FINANCIAL POSITION AND CHANGES IN EQUITY OF THE COMPANY

(a) Statement of financial position of the Company

	Note	As at 31 December	
		2024	2023
Non-current assets:			
Property and equipment		821,081,957	916,990,081
Right-of-use assets		2,889,754,156	2,923,295,965
Intangible assets		586,543,412	588,680,576
Interests in subsidiaries	62	29,456,778,514	29,256,778,514
Interests in associates and joint ventures		502,391,214	541,450,766
Equity instruments at fair value through other comprehensive income		6,979,152,219	–
Financial assets at fair value through profit or loss		523,017,612	507,026,972
Refundable deposits		1,109,740,054	1,560,966,598
Deferred tax assets		1,946,179,452	2,153,368,809
Other non-current assets		245,778,629	317,108,941
Total non-current assets		45,060,417,219	38,765,667,222
Current assets:			
Accounts receivable		4,214,430,013	4,350,761,895
Receivables from margin clients		2,421,247,354	2,621,338,164
Debt instruments at fair value through other comprehensive income		48,316,454,868	45,428,857,239
Financial assets at fair value through profit or loss		156,385,040,157	168,200,414,592
Reverse REPOs		11,817,871,155	10,788,631,041
Derivative financial assets		11,506,591,865	8,076,524,793
Cash held on behalf of clients		13,006,989,923	12,312,478,502
Cash and bank balances		34,176,321,630	29,612,028,680
Other current assets		9,891,244,914	5,269,880,378
Total current assets		291,736,191,879	286,660,915,284
Total assets		336,796,609,098	325,426,582,506

*(Expressed in RMB, unless otherwise stated)***61. STATEMENT OF FINANCIAL POSITION AND CHANGES IN EQUITY OF THE COMPANY***(continued)***(a) Statement of financial position of the Company** *(continued)*

	Note	As at 31 December	
		2024	2023
Current liabilities:			
Financial liabilities at fair value through profit or loss		8,675,457,429	15,051,151,049
Derivative financial liabilities		9,029,815,225	6,765,449,927
Accounts payable to brokerage clients		13,100,215,256	12,381,201,300
Placements from financial institutions		21,657,737,801	23,384,535,119
Short-term debt securities issued		12,014,009,561	9,516,333,744
REPOs		55,361,662,204	39,234,798,615
Employee benefits payable		2,218,257,919	3,186,585,094
Long-term debt securities issued due within one year		13,825,773,563	22,421,867,268
Lease liabilities		350,149,893	402,139,700
Contract liabilities		112,068,604	174,258,287
Other current liabilities		63,440,272,128	59,756,054,980
Total current liabilities		199,785,419,583	192,274,375,083
Net current assets		91,950,772,296	94,386,540,201
Total assets less current liabilities		137,011,189,515	133,152,207,423
Non-current liabilities:			
Non-current employee benefits payable		277,255,754	475,565,883
Long-term debt securities issued		46,645,501,847	51,963,611,232
Lease liabilities		2,607,200,355	2,575,707,802
Total non-current liabilities		49,529,957,956	55,014,884,917
Net assets		87,481,231,559	78,137,322,506

61. STATEMENT OF FINANCIAL POSITION AND CHANGES IN EQUITY OF THE COMPANY*(continued)***(a) Statement of financial position of the Company** *(continued)*

	Note	As at 31 December	
		2024	2023
Equity:			
Share capital	51(a)	4,827,256,868	4,827,256,868
Other equity instruments	52	22,900,000,000	16,400,000,000
Reserves	51(b)	51,064,948,649	49,263,963,720
Retained profits		8,689,026,042	7,646,101,918
Total equity		87,481,231,559	78,137,322,506

(b) Statement of changes in equity of the Company

	Reserves								Retained profits	Total equity
	Share capital	Other equity instruments	Capital reserve	Surplus reserve	General reserves	Investment revaluation reserve	Subtotal			
At 1 January 2024	4,827,256,868	16,400,000,000	41,681,622,234	2,099,704,026	5,346,694,136	135,943,324	49,263,963,720	7,646,101,918	78,137,322,506	
Changes in equity for the year										
Profit for the year	-	-	-	-	-	-	-	4,925,462,974	4,925,462,974	
Other comprehensive income for the year	-	-	-	-	-	323,254,490	323,254,490	-	323,254,490	
Total comprehensive income for the year	-	-	-	-	-	323,254,490	323,254,490	4,925,462,974	5,248,717,464	
Appropriation to surplus reserve	-	-	-	492,546,297	-	-	492,546,297	(492,546,297)	-	
Appropriation to general reserves	-	-	-	-	989,533,199	-	989,533,199	(989,533,199)	-	
Dividends to shareholders	-	-	-	-	-	-	-	(1,303,359,354)	(1,303,359,354)	
Distributions to holders of perpetual subordinated bonds	-	-	-	-	-	-	-	(1,097,100,000)	(1,097,100,000)	
Issuance of perpetual subordinated bonds	-	6,500,000,000	(4,349,057)	-	-	-	(4,349,057)	-	6,495,650,943	
At 31 December 2024	4,827,256,868	22,900,000,000	41,677,273,177	2,592,250,323	6,336,227,335	459,197,814	51,064,948,649	8,689,026,042	87,481,231,559	

Notes to the Consolidated Financial Statements

(Expressed in RMB, unless otherwise stated)

61. STATEMENT OF FINANCIAL POSITION AND CHANGES IN EQUITY OF THE COMPANY

(continued)

(b) Statement of changes in equity of the Company (continued)

	Share capital	Other equity instruments	Capital reserve	Surplus reserve	Reserves			Retained profits	Total equity
					General reserves	Investment revaluation reserve	Subtotal		
At 1 January 2023	4,827,256,868	16,400,000,000	41,681,622,234	1,856,673,123	4,854,516,274	6,527,551	48,399,339,182	7,480,507,891	77,107,103,941
Changes in equity for the year									
Profit for the year	-	-	-	-	-	-	-	2,430,309,028	2,430,309,028
Other comprehensive income for the year	-	-	-	-	-	129,415,773	129,415,773	-	129,415,773
Total comprehensive income for the year	-	-	-	-	-	129,415,773	129,415,773	2,430,309,028	2,559,724,801
Appropriation to surplus reserve									
Appropriation to surplus reserve	-	-	-	243,030,903	-	-	243,030,903	(243,030,903)	-
Appropriation to general reserves									
Appropriation to general reserves	-	-	-	-	492,177,862	-	492,177,862	(492,177,862)	-
Distributions to holders of perpetual subordinated bonds									
Distributions to holders of perpetual subordinated bonds	-	-	-	-	-	-	-	(660,600,000)	(660,600,000)
Dividends to shareholders									
Dividends to shareholders	-	-	-	-	-	-	-	(868,906,236)	(868,906,236)
At 31 December 2023	4,827,256,868	16,400,000,000	41,681,622,234	2,099,704,026	5,346,694,136	135,943,324	49,263,963,720	7,646,101,918	78,137,322,506

62. INTERESTS IN SUBSIDIARIES

	As at 31 December	
	2024	2023
Unlisted shares, at cost or deemed cost	29,456,778,514	29,256,778,514

62. INTERESTS IN SUBSIDIARIES (continued)

(a) Particulars of the Company's principal subsidiaries are as follows:

Name of company	Place of incorporation/ registration and operation	Kind of legal entity	Particulars of issued and paid- in capital	Equity interest held by the Company as at 31 December		Principal activity	Auditor ⁱ
				2024	2023		
China International Capital Corporation (International) Limited	Hong Kong SAR	Company limited by shares	HKD 6,000,000,000	100%	100%	Investment holding business	EY
CICC Wealth Management	Shenzhen, PRC	Limited liability company	RMB 8,000,000,000	100%	100%	Securities broking and trading business	EY PRC
CICC Capital	Beijing, PRC	Limited liability company	RMB 922,804,807	100%	100%	Private equity investment funds business	EY PRC
CICC Pucheng Investment Co., Ltd.	Shanghai, PRC	Limited liability company	RMB 3,500,000,000	100%	100%	Alternative investment business	EY PRC
CICC Fund Management Co., Ltd.	Beijing, PRC	Limited liability company	RMB 700,000,000	100%	100%	Publicly offered securities investment funds	EY PRC
CICC Futures Co., Ltd.	Xining, PRC	Limited liability company	RMB 350,000,000	100%	100%	Futures brokerage and asset management business	EY PRC
CICC Private Equity Management Co., Ltd.	Shanghai, PRC	Limited liability company	RMB 99,500,000	100%	100%	Private equity investment funds business	EY PRC
CICC Financial Trading Limited ⁱⁱ	Hong Kong SAR	Company limited by shares	HKD1	100%	100%	Securities broking and trading business	EY
CICC Financial Products Ltd. ⁱⁱ	British Virgin Islands	Company limited by shares	USD1	100%	100%	Financial products investment business	EY

(i) Statutory auditors of the respective subsidiaries of the Group are as follows:

- EY PRC represents Ernst & Young Hua Ming LLP, 安永華明會計師事務所(特殊普通合夥), a firm of certified public accountants registered in the PRC;
- EY represents Ernst & Young, 安永會計師事務所, a firm of certified public accountants registered in Hong Kong;

(ii) The equity interest of the subsidiary was indirectly held by the Company.

(Expressed in RMB, unless otherwise stated)

63. CONTINGENCIES

The Group is exposed to the risk of economic benefit outflows due to litigations or arbitrations in the course of operations. The Group assessed and made provisions for any probable outflow of economic benefits in relation to the contingent liabilities in accordance with relevant accounting policies.

64. SUBSEQUENT EVENTS

(a) Corporate bonds

The Group redeemed 23 CICC G1 with a total principal amount of RMB1.0 billion on 17 January 2025 as all investors chose to exercise the put option, redeemed the 22 CICC WMS G1 with a total principal amount of RMB1.5 billion on 10 March 2025.

(b) Subordinated bonds

On 13 January 2025, the Group completed the public issuance of 2025 first subordinated bonds to professional investors, with type I named as 25 CICC WMS C1 and type II named as 25 CICC WMS C2. The total principal amount of 25 CICC WMS C1 is RMB1.0 billion with duration of 3 years and the interest rate is 1.83% per annum. The total principal amount of 25 CICC WMS C2 is RMB1.0 billion with duration of 5 years and the interest rate is 2.07% per annum.

On 21 March 2025, the Group completed the public issuance of 2025 second subordinated bonds to professional investors, with type I named as 25 CICC WMS C3 and type II named as 25 CICC WMS C4. The total principal amount of 25 CICC WMS C3 is RMB1.0 billion with duration of 3 years and the interest rate is 2.27% per annum. The total principal amount of 25 CICC WMS C4 is RMB1.0 billion with duration of 5 years and the interest rate is 2.39% per annum.

The Group redeemed the 20 CICC C1 with a total principal amount of RMB1.5 billion on 17 February 2025, redeemed the 22 CICC WMS C1 with a total principal amount of RMB1.5 billion on 24 March 2025.

(c) MTNs

The Group redeemed the 3-year MTN with a total principal amount of USD600 million on 21 March 2025.

(d) Commercial papers

On 22 January 2025, the Group completed the issuance of 2025 first commercial papers named as 25 CICC CP001, with a total principal amount of RMB2.0 billion and the nominal interest rate of 1.90% per annum. On 26 March 2025, the Group completed the issuance of 2025 second commercial papers named as 25 CICC CP002, with a total principal amount of RMB3.0 billion and the nominal interest rate of 1.91% per annum.

The Group redeemed the commercial paper 24 CICC CP007 with a total principal amount of RMB2.0 billion on 7 March 2025.

64. SUBSEQUENT EVENTS *(continued)*

(e) Profit distribution

In accordance with the 2024 profit distribution plan approved by the Board of Directors on 28 March 2025, the Company will distribute cash dividends to its shareholders. The total proposed cash dividend is RMB434,453,118 (tax inclusive). On the basis of 4,827,256,868 shares in issue as at the date of approval of the financial statements of the Company, a cash dividend of RMB0.90 (tax inclusive) per 10 shares will be distributed. The proposed profit distribution plan is subject to the approval of the shareholders at the general meeting. The cash dividends will be recognized as a liability after the approval and declaration by the general meeting.

65. COMPARATIVE FIGURES

To comply with the presentation requirements of the current year financial statements, the Group adjusted the presentation of certain comparative figures.



INDEX OF DOCUMENTS FOR INSPECTION

- I. Financial statements carrying the signature and seal of the Company's person-in-charge, principal-in-charge of accounting (Acting), and person-in-charge of accounting firms (i.e. head of the accounting affairs).
- II. The original audit report carrying the seal of the accounting firms and the signature and seal of the certified public accountants.
- III. The original copies of all documents and announcements of the Company made public during the Reporting Period.
- IV. Annual reports published in other securities markets.

APPENDIX I: COMPANY'S MAIN BUSINESS QUALIFICATIONS

- (1) In 1995, obtained license for operating foreign exchange business, the State Administration of Foreign Exchange (replaced by license of securities business in foreign currency in 2015)
- (2) In 1996, qualification of member of the Shanghai Stock Exchange, the Shanghai Stock Exchange
- (3) In 1997, qualification of member of the Shenzhen Stock Exchange, the Shenzhen Stock Exchange
- (4) In 1999, qualification for underwriting business, proprietary trading and brokerage business for domestic and overseas government bonds, corporate bonds and enterprise bonds, the CSRC
- (5) In 1999, obtained approval to enter the national interbank market, the PBoC
- (6) In 2000, qualification of member of National Debt Association of China, the National Debt Association of China
- (7) In 2001, qualification for RMB ordinary equities brokerage business, the CSRC
- (8) In 2002, qualification for securities investment advisory business, the CSRC
- (9) In 2002, qualification for entrusted investment management business, the CSRC
- (10) In 2004, obtained approval to become one of the first batch of sponsor institutions, the CSRC
- (11) In 2004, qualification for internet securities entrustment business, the CSRC
- (12) In 2004, qualification of sales agent for open-ended securities investment funds, the CSRC
- (13) In 2004, securities firm engaging in innovative activities, the SAC
- (14) In 2004, qualification of NSSF investment manager, the National Council for Social Security Fund
- (15) In 2005, obtained approval to set up collective asset management plans for CICC's short-term bonds, the CSRC
- (16) In 2005, qualification for underwriting business of commercial papers, the PBoC
- (17) In 2005, qualification for bond forward transactions business in the national interbank bond market, the PBoC
- (18) In 2005, qualification of bilateral market maker for block transactions of bonds, the Shanghai Stock Exchange

Appendix I: Company's Main Business Qualifications

- (19) In 2005, qualification for warrant trading business, the Shanghai Stock Exchange
- (20) In 2005, qualification of corporate annuity fund manager, the Ministry of Human Resources and Social Security of the People's Republic of China
- (21) In 2005, qualification for foreign exchange asset management business, the SAC
- (22) In 2006, qualification of first-class dealer for SSE 180 Trading Open-ended Index Securities Investment Fund (i.e. ETF), the Shanghai Stock Exchange
- (23) In 2006, qualification of NSSF offshore investment manager, the National Council for Social Security Fund
- (24) In 2006, qualification of Participant of China Securities Depository and Clearing Corporation, the China Securities Depository and Clearing Co., Ltd
- (25) In 2007, obtained approval for the proposal of third party custodian for settlement funds of client transactions, the Beijing Office of the CSRC
- (26) In 2007, qualification of dealer on Integrated Electronic Platform of Fixed-income Securities of the Shanghai Stock Exchange, the Shanghai Stock Exchange
- (27) In 2007, engaged in offshore securities investment management business as a QDII, the CSRC
- (28) In 2007, qualification for the business of SSE Fund Connect (上證基金通), the Shanghai Stock Exchange
- (29) In 2007, obtained approval to commence direct investment business (through the promotion and establishment of a wholly-owned direct investment company), the CSRC
- (30) In 2007, qualification to engage in interbank market interest rate swap business, the CSRC
- (31) In 2008, qualification of Class A Clearing Participant of China Securities Depository and Clearing Corporation, the China Securities Depository and Clearing Co., Ltd
- (32) In 2008, qualification for lead underwriting business of commercial papers, the PBoC
- (33) In 2008, obtained approval to set up collective asset management plan for gains from CICC's enhanced bonds, the CSRC

- (34) In 2009, qualification of member of the Tianjin Climate Exchange, the Tianjin Climate Exchange
- (35) In 2010, qualification to commence RMB ordinary equities proprietary trading, the CSRC
- (36) In 2010, qualification to provide introducing brokerage business to futures companies, the CSRC
- (37) In 2010, qualification of market maker in the national interbank bond market, the PBoC
- (38) In 2010, qualification to commence offshore securities investment specific asset management business, the CSRC
- (39) In 2010, qualification of ordinary clearing member of the Interbank Market Clearing House Co., Ltd., the Interbank Market Clearing House Co., Ltd.
- (40) In 2010, qualification for margin financing and securities lending business, the CSRC
- (41) In 2011, qualification for business of Nominated Advisers & Brokers on the Third Board (Agency Share Transfer System), the SAC
- (42) In 2011, obtained approval to increase agency sale institutions for collective asset management plan for gains from CICC's enhanced bonds and collective asset management plans for CICC's selective funds, the Beijing Office of the CSRC
- (43) In 2011, qualification of member of book-entry government bond underwriting syndicates from 2012-2014, the Ministry of Finance, the PBoC and the CSRC
- (44) In 2011, obtained approval to launch and set up investment funds for strategic emerging industries, the National Development and Reform Commission of China
- (45) In 2012, qualification to commence placing business for SME bonds, the SAC
- (46) In 2012, qualification for bond pledged quotation and repo transaction, the CSRC
- (47) In 2012, qualification of insurance funds investment manager, the China Insurance Regulatory Commission
- (48) In 2012, authorization for trading in securities under repurchase agreements, the Shanghai Stock Exchange

- (49) In 2012, qualification to provide refinancing for margin financing and securities lending business, the China Securities Finance Corporation Limited (CSF)
- (50) In 2012, expanded the financing investment of bond pledged quotation and repo transaction, the Shanghai Stock Exchange
- (51) In 2012, qualification to establish a professional subsidiary for commencing real estate direct investment fund business, the CSRC
- (52) In 2013, qualification for over-the-counter trading business, the SAC
- (53) In 2013, authorization for stock pledged repo transaction, the Shanghai Stock Exchange and the Shenzhen Stock Exchange
- (54) In 2013, qualification for equities swap transaction business, the SAC
- (55) In 2013, qualification for agency business of financial products, the Beijing Office of the CSRC
- (56) In 2013, qualification for sponsor, brokerage business on the National Equities Exchange and Quotations (NEEQ), NEEQ
- (57) In 2013, qualification for witnessing account opening business, the CSDC
- (58) In 2013, qualification for split conversion and merger conversion business of funds, the CSDC
- (59) In 2013, qualification of advisory service for military industry and confidential business (renewed in 2017), the State Administration for Science, Technology and Industry for National Defense
- (60) In 2013, authorization for trading in securities under repurchase agreement, the Shenzhen Stock Exchange
- (61) In 2014, qualification for mutual funds business (through the promotion and establishment of a wholly-owned fund company), the CSRC
- (62) In 2014, business for special institutional customers of insurance institutions, the China Insurance Regulatory Commission
- (63) In 2014, qualification for internet account opening business, the CSDC

- (64) In 2014, qualification for market making business on the National Equities Exchange and Quotations (NEEQ), NEEQ Co., Ltd.
- (65) In 2014, qualification for Southbound Trading (Shanghai-Hong Kong Stock Connect), the Shanghai Stock Exchange
- (66) In 2014, qualification for over-the-counter issuance of beneficiary certificates business, the China Securities Internet System Co., Ltd.
- (67) In 2015, qualifications for stock options brokerage business and proprietary trading business, the Shanghai Stock Exchange and the Shenzhen Stock Exchange
- (68) In 2015, qualification of internet finance business, the CSRC
- (69) In 2015, qualification of integrated custodian business for private funds, the China Securities Investor Protection Fund Corporation Limited
- (70) In 2015, qualification of security agency business for long-distance pledge and registration, the CSDC
- (71) In 2015, qualifications for spot precious metals agency business and spot gold proprietary trading business and member of the Shanghai Gold Exchange, the CSRC and the Shanghai Gold Exchange
- (72) In 2015, qualification of custodian business for securities investment funds, the CSRC
- (73) In 2016, qualification of standard bond futures centralized settlement business with Shanghai Clearing House, the Interbank Market Clearing House Co., Ltd.
- (74) In 2016, qualification for Southbound Trading (Shenzhen-Hong Kong Stock Connect), the Shenzhen Stock Exchange
- (75) In 2017, qualification for the northbound trading quotation bureau under bond connect granted by the National Interbank Funding Center, the China Foreign Exchange Trade System
- (76) In 2017, replaced the original permit to operate securities business with the permit to operate securities and futures business, the CSRC
- (77) In 2018, qualification for conducting pilot cross-border businesses, the CSRC
- (78) In 2018, qualification of first-class dealer for OTC options, the CSRC

Appendix I: Company's Main Business Qualifications

- (79) In 2019, qualification of core dealer for Credit Protection Contract, the Shanghai Stock Exchange
- (80) In 2019, pilot qualification of financing business through exercising incentive share options of listed companies, the Shenzhen Stock Exchange
- (81) In 2019, qualification of private fund services (including qualifications for quota registration business service and valuation and accounting business service), the Asset Management Association of China
- (82) In 2019, qualification of core dealer for Credit Protection Contract, the Shenzhen Stock Exchange
- (83) In 2019, qualification for main market maker business of listed funds, the Shanghai Stock Exchange
- (84) In 2019, qualification of member of China Banking Association, the China Banking Association
- (85) In 2019, qualification for conducting margin financing business on the science and technology innovation board, the CSF
- (86) In 2019, qualification for conducting market making business of commodity options, the CSRC
- (87) In 2019, authorization for trading in stock options business, the Shenzhen Stock Exchange
- (88) In 2019, qualification of the Credit Protection Certificate Creation Agency granted by the Shanghai Stock Exchange, the Shanghai Stock Exchange
- (89) In 2020, commenced interest rate option business on a pilot basis, the China Foreign Exchange Trade System
- (90) In 2020, pilot qualification of fund investment advisory business, the CSRC
- (91) In 2020, qualification of market maker for hot rolled coils futures, the Shanghai Futures Exchange
- (92) In 2020, filing of foreign exchange business on behalf of customers (to conduct the settlement and sale of foreign exchange for customers (including themselves) engaged in cross-border investment and financing transactions in compliance with laws and regulations; RMB structured products (QUANTO); foreign exchange trading business on behalf of customers), the State Administration of Foreign Exchange
- (93) In 2020, qualification to independently carry out the lead underwriting business for the debt financing instruments of non-financial enterprises, the National Association of Financial Market Institutional Investors

- (94) In 2020, qualification to conduct foreign exchange settlement and sales business, the State Administration of Foreign Exchange
- (95) In 2020, qualification of member of inter-bank foreign exchange market, the China Foreign Exchange Trade System
- (96) In 2020, qualification of the Credit Protection Certificate Creation Agency granted by the Shenzhen Stock Exchange, the Shenzhen Stock Exchange
- (97) In 2021, qualification for conducting market making business of commodity futures, the CSRC
- (98) In 2021, qualification for the stock options market making business, the CSRC
- (99) In 2021, qualification of member of the Beijing Stock Exchange, the Beijing Stock Exchange
- (100) In 2021, qualification for conducting southbound trading ("Southbound Trading") business under the bond market connect between Chinese Mainland and Hong Kong, the PBoC
- (101) In 2021, qualification for conducting market making business of government bond futures, the CSRC
- (102) In 2021, qualification for non-bank financial institutions to carry out the pilot business of the settlement and sale of foreign exchange on behalf of customers, the State Administration of Foreign Exchange
- (103) In 2022, qualification of general market maker for the Shenzhen Stock Exchange CSI 300 ETF options, the Shenzhen Stock Exchange
- (104) In 2022, qualification of general market maker for the Shanghai Stock Exchange SSE 50 ETF options and CSI 300 ETF options, the Shanghai Stock Exchange
- (105) In 2022, qualification of physical delivery business on Shanghai Futures Exchange for special unit customers, the Shanghai Futures Exchange
- (106) In 2022, qualification of general market maker for the Shanghai Stock Exchange CSI 500 ETF options, the Shanghai Stock Exchange
- (107) In 2022, qualification of market maker for industrial silicon options, the Guangzhou Futures Exchange
- (108) In 2023, qualification for stock index options market making business, the CSRC

Appendix I: Company's Main Business Qualifications

- (109) In 2023, qualification for conducting proprietary carbon emission permit trading business, the CSRC
- (110) In 2023, qualification of margin financing and securities lending business of the Beijing Stock Exchange, the Beijing Stock Exchange
- (111) In 2023, business qualification of market-making transactions in listed securities, the CSRC
- (112) In 2023, qualification of market maker of "Swap Connect Northbound", the China Foreign Exchange Trade System
- (113) In 2023, qualification of member of the Guangzhou-based China Emissions Exchange (proprietary), Guangzhou-based China Emissions Exchange
- (114) In 2023, qualification of member of the Shanghai Environment & Energy Exchange (carbon emission trading proprietary member), Shanghai Environment & Energy Exchange
- (115) In 2024, qualification for participating in the Securities, Funds and Insurance companies Swap Facility (SFISF) business, the CSRC

APPENDIX II: CHANGES IN BRANCHES

China International Capital Corporation Limited 2024 Annual Report

I. CHANGES IN BRANCHES OF THE COMPANY

(I) Establishment of Branches

During the Reporting Period, the Company did not establish any branch.

(II) Change of Name of Branches

During the Reporting Period, there was no change of name of any branch.

(III) Relocation of Branches

No.	Name of branches before relocation	Name of branches after relocation	New address	Date of relocation
1	CICC Shandong Branch	CICC Shandong Branch	Room 2904, 29/F, Block A, Gold Times Square, No. 9999 Jingshi Road, Longdong Street, Lixia District, Jinan, Shandong	January 8, 2024
2	CICC Zhejiang Branch	CICC Zhejiang Branch	Room 1114, 11F, Zhongtian Qiantang Ginza, Shangcheng District, Hangzhou, Zhejiang	January 23, 2024
3	CICC SFTZ Branch	CICC SFTZ Branch	Unit 2908A, 29/F, No. 1233 Lujiazui Ring Road, China (Shanghai) Pilot Free Trade Zone	September 23, 2024
4	CICC Shanghai Branch	CICC Shanghai Branch	Units M02B, 2601, 2604A, 2604B-2607 and 2608B; 27/F; 28/F; Units 2905-2907, and 2908B; 32/F and 33/F, No. 1233 Lujiazui Ring Road, China (Shanghai) Pilot Free Trade Zone	September 27, 2024

(IV) Cancellation of Branches

During the Reporting Period, there was no cancellation of any branch.

(V) Transfer of Branches

During the Reporting Period, there was no transfer of any branch.

II. CHANGES IN SECURITIES BUSINESS OFFICES OF THE GROUP

(I) Newly-established Securities Business Offices

No.	Name of the newly-established securities business offices	Address of the newly-established securities business offices	Date of establishment
1	Xiangyang Tanxi Road Securities Business Office of China CICC Wealth Management Securities Company Limited	Room 01, 16/F, Meilian Building, Intersection of Tanxi Road and Shuanghu Road, Xiangcheng District, Xiangyang, Hubei	January 19, 2024
2	Suzhou Kunshan Chuangye Road Securities Business Office of China CICC Wealth Management Securities Company Limited	Rooms 2203-2205, Building 7, Xiangyu Cross-Strait Trade Center, No. 1588 Chuangye Road, Kunshan Development Zone	June 18, 2024
3	Chongqing Yuzhong District Securities Business Office of China CICC Wealth Management Securities Company Limited	Room 1701, 17/F, No. 56-6, No. 56-2, Ruitian Road, Hualongqiao Street, Yuzhong District, Chongqing	July 2, 2024
4	Yichang Yanjiang Avenue Securities Business Office of China CICC Wealth Management Securities Company Limited	Room 2, 22/F, No. 188-9 Yanjiang Avenue, Wujiagang District, Yichang	August 21, 2024
5	Liaocheng Dongchang East Road Securities Business Office of China CICC Wealth Management Securities Company Limited	Shop 0007, 2/F, Building 6, Starlight Financial Center, No. 181 Dongchang East Road, Dongcheng Street, Liaocheng Economic and Technological Development Zone, Shandong	November 20, 2024
6	Haining Haizhou West Road Securities Business Office of China CICC Wealth Management Securities Company Limited	1/F, North Half of No. 145, 1/F, No. 147, 149, 151, 153, 155, Haizhou West Road, Haizhou Street, Haining, Jiaxing, Zhejiang	December 13, 2024
7	Ordos Shari Wusu Road Securities Business Office of China CICC Wealth Management Securities Company Limited	Southwest corner, 17/F, Block A, Manshi Business Plaza, No. 2 Shari Wusu Road, Dongsheng District, Ordos, Inner Mongolia Autonomous Region	December 16, 2024

(II) Change of Name of Securities Business Offices

No.	Name of securities business offices before name change	Name of securities business offices after name change	Date of name change
1	Tianjin Wuqing Yongyang West Road Securities Business Office of China CICC Wealth Management Securities Company Limited	Tianjin Wuqing Cuitong Road Securities Business Office of China CICC Wealth Management Securities Company Limited	January 16, 2024
2	Hangzhou Canhigh Center Securities Business Office of China CICC Wealth Management Securities Company Limited	Hangzhou Huancheng North Road Securities Business Office of China CICC Wealth Management Securities Company Limited	January 18, 2024
3	Shanghai Jing'an District Nanjing West Road Securities Business Office of China CICC Wealth Management Securities Company Limited	Shanghai Lingang New Area Securities Business Office of China CICC Wealth Management Securities Company Limited	April 10, 2024
4	Guiyang Huaguoyuan Street Securities Business Office of China CICC Wealth Management Securities Company Limited	Guiyang Zhonghua Middle Road Securities Business Office of China CICC Wealth Management Securities Company Limited	April 11, 2024
5	Guangzhou Binjiang East Road Securities Business Office of China CICC Wealth Management Securities Company Limited	Guangzhou Huaxia Road Securities Business Office of China CICC Wealth Management Securities Company Limited	April 12, 2024
6	Shanghai Pudong New District Century Avenue Securities Business Office of China CICC Wealth Management Securities Company Limited	Shanghai Pudong New District Lujiazui Ring Road Securities Business Office of China CICC Wealth Management Securities Company Limited	August 1, 2024
7	Mianyang Linyuan Road Securities Business Office of China CICC Wealth Management Securities Company Limited	Mianyang Securities Business Office of China CICC Wealth Management Securities Company Limited	August 9, 2024

Appendix II: Changes in Branches

No.	Name of securities business offices before name change	Name of securities business offices after name change	Date of name change
8	Beijing Huayuan Road Securities Business Office of China CICC Wealth Management Securities Company Limited	Beijing Shijingshan Securities Business Office of China CICC Wealth Management Securities Company Limited	August 20, 2024
9	Wuhan Dongfeng Avenue Securities Business Office of China CICC Wealth Management Securities Company Limited	Wuhan Jinghan Avenue Securities Business Office of China CICC Wealth Management Securities Company Limited	September 6, 2024
10	Nantong Yaogang Road Securities Business Office of China CICC Wealth Management Securities Company Limited	Nantong Gongnong Road Securities Business Office of China CICC Wealth Management Securities Company Limited	September 9, 2024
11	Xining Xiguan Street Xinning Plaza Securities Business Office of China CICC Wealth Management Securities Company Limited	Xining Securities Business Office of China CICC Wealth Management Securities Company Limited	September 29, 2024
12	Shenzhen Longgang Longfu Road Securities Business Office of China CICC Wealth Management Securities Company Limited	Shenzhen Longgang Longping West Road Securities Business Office of China CICC Wealth Management Securities Company Limited	October 9, 2024
13	Kunming Dongfeng East Road Securities Business Office of China CICC Wealth Management Securities Company Limited	Yunnan Branch of China CICC Wealth Management Securities Company Limited	December 10, 2024
14	Tianjin Binhai New Area Xinkai Middle Road Securities Business Office of China CICC Wealth Management Securities Company Limited	Tianjin Binhai New Area Securities Business Office of China CICC Wealth Management Securities Company Limited	December 12, 2024

No.	Name of securities business offices before name change	Name of securities business offices after name change	Date of name change
15	Xining Shengli Road Securities Business Office of China CICC Wealth Management Securities Company Limited	Qinghai Branch of China CICC Wealth Management Securities Company Limited	December 13, 2024
16	Guiyang Zhonghua Middle Road Securities Business Office of China CICC Wealth Management Securities Company Limited	Guizhou Branch of China CICC Wealth Management Securities Company Limited	December 20, 2024
17	Guangzhou Panyu Qiaonan Road Securities Business Office of China CICC Wealth Management Securities Company Limited	Guangzhou Panyu Dongxing Road Securities Business Office of China CICC Wealth Management Securities Company Limited	December 30, 2024

(III) Relocation of Securities Business Offices

No.	Name of securities business offices before relocation	Name of securities business offices after relocation	New address	Date of relocation
1	Tianjin Wuqing Yongyang West Road Securities Business Office of China CICC Wealth Management Securities Company Limited	Tianjin Wuqing Cuitong Road Securities Business Office of China CICC Wealth Management Securities Company Limited	Ground Floor, Building No. 35, Xiheyuan, Additional No. 21, No. 1 Cuitong Road, Dongpuwa Street, Wuqing District, Tianjin	January 16, 2024
2	Xiamen Hubin East Road Securities Business Office of China CICC Wealth Management Securities Company Limited	Xiamen Hubin East Road Securities Business Office of China CICC Wealth Management Securities Company Limited	Unit 3301, Block A, Xiamen China Resources Building, No. 93 Hubin East Road, Siming District, Xiamen	January 24, 2024
3	Hangzhou Jianghehui Securities Business Office of China CICC Wealth Management Securities Company Limited	Hangzhou Jianghehui Securities Business Office of China CICC Wealth Management Securities Company Limited	Rooms 1111, 1112, 1113, 11/F, Zhongtian Qiantang Ginza, No. 1300 Zhijiang Road, Shangcheng District, Hangzhou, Zhejiang	January 30, 2024
4	Shanghai Jing'an District Nanjing West Road Securities Business Office of China CICC Wealth Management Securities Company Limited	Shanghai Lingang New Area Securities Business Office of China CICC Wealth Management Securities Company Limited	Room 704, Building 3, Lane 9, Yunjuan North Road, Lingang New Zone, China (Shanghai) Pilot Free Trade Zone	April 10, 2024
5	Guiyang Huaguoyuan Street Securities Business Office of China CICC Wealth Management Securities Company Limited	Guiyang Zhonghua Middle Road Securities Business Office of China CICC Wealth Management Securities Company Limited	Units 1, 2, 11, 12, 34/F, Guiyang THE ONE, No. 2 Zhonghua Middle Road, Wenchangge Street, Yunyan District, Guiyang, Guizhou	April 11, 2024

No.	Name of securities business offices before relocation	Name of securities business offices after relocation	New address	Date of relocation
6	Guangzhou Binjiang East Road Securities Business Office of China CICC Wealth Management Securities Company Limited	Guangzhou Huaxia Road Securities Business Office of China CICC Wealth Management Securities Company Limited	Room 202, No. 10 Huaxia Road, Tianhe District, Guangzhou, Guangdong	April 12, 2024
7	Qingdao Hong Kong Middle Road Securities Business Office of China CICC Wealth Management Securities Company Limited	Qingdao Hong Kong Middle Road Securities Business Office of China CICC Wealth Management Securities Company Limited	12/F, Shangri-La Office Building Center, No. 9 Hong Kong Middle Road, Shinan District, Qingdao, Shandong	May 6, 2024
8	Shanghai Pudong New District Century Avenue Securities Business Office of China CICC Wealth Management Securities Company Limited	Shanghai Pudong New District Lujiazui Ring Road Securities Business Office of China CICC Wealth Management Securities Company Limited	Units 1101-1104 and 1107-1108, 11/F, No. 1233 Lujiazui Ring Road, China (Shanghai) Pilot Free Trade Zone	August 1, 2024
9	Mianyang Linyuan Road Securities Business Office of China CICC Wealth Management Securities Company Limited	Mianyang Securities Business Office of China CICC Wealth Management Securities Company Limited	No. 7-1 to 7-7, Yuehong Street, Fucheng District, Mianyang, Sichuan	August 9, 2024
10	Beijing Huayuan Road Securities Business Office of China CICC Wealth Management Securities Company Limited	Beijing Shijingshan Securities Business Office of China CICC Wealth Management Securities Company Limited	Unit 103, 1/F, Building 1, No. 5 Wuyi Theater Road, Shijingshan District, Beijing	August 20, 2024

Appendix II: Changes in Branches

No.	Name of securities business offices before relocation	Name of securities business offices after relocation	New address	Date of relocation
11	Shanghai Huangpu District Hubin Road Securities Business Office of China CICC Wealth Management Securities Company Limited	Shanghai Huangpu District Hubin Road Securities Business Office of China CICC Wealth Management Securities Company Limited	Rooms 1001-1008 & 1020, 10/F, No. 168 Hubin Road, Huangpu District, Shanghai	September 3, 2024
12	Wuhan Dongfeng Avenue Securities Business Office of China CICC Wealth Management Securities Company Limited	Wuhan Jinghan Avenue Securities Business Office of China CICC Wealth Management Securities Company Limited	Units 3312A, 3313 and 3314, Office Tower, Heartland 66, No. 688 Jinghan Avenue, Qiaokou District, Wuhan, Hubei	September 6, 2024
13	Nantong Yaogang Road Securities Business Office of China CICC Wealth Management Securities Company Limited	Nantong Gongnong Road Securities Business Office of China CICC Wealth Management Securities Company Limited	Rooms 101 & 201, Financial Gateway, No. 33 Gongnong Road, Chongchuan District, Nantong	September 9, 2024
14	Wuhan Zhongshan Avenue Securities Business Office of China CICC Wealth Management Securities Company Limited	Wuhan Zhongshan Avenue Securities Business Office of China CICC Wealth Management Securities Company Limited	Rooms 2601-2611, CITIC Pacific Tower, No. 1627 Zhongshan Avenue, Jiangan District, Wuhan, Hubei	September 27, 2024
15	Xining Xiguan Street Xinning Plaza Securities Business Office of China CICC Wealth Management Securities Company Limited	Xining Securities Business Office of China CICC Wealth Management Securities Company Limited	Room 10-8, 2/F, No. 10 Shengli Road, Chengxi District, Xining, Qinghai	September 29, 2024

No.	Name of securities business offices before relocation	Name of securities business offices after relocation	New address	Date of relocation
16	Shenzhen Longgang Longfu Road Securities Business Office of China CICC Wealth Management Securities Company Limited	Shenzhen Longgang Longping West Road Securities Business Office of China CICC Wealth Management Securities Company Limited	Unit 1904, Block B, Yanlord Reverie Plaza, Huilongpu Community, Longcheng Street, Longgang District, Shenzhen	October 9, 2024
17	Tieling Yinzhou Road Securities Business Office of China CICC Wealth Management Securities Company Limited	Tieling Yinzhou Road Securities Business Office of China CICC Wealth Management Securities Company Limited	Southeast side of the first floor of Tiejuan Hotel, No. 1 Yinzhou Road, Yinzhou District, Tieling, Liaoning	November 22, 2024
18	Tianjin Binhai New Area Xinkai Middle Road Securities Business Office of China CICC Wealth Management Securities Company Limited	Tianjin Binhai New Area Securities Business Office of China CICC Wealth Management Securities Company Limited	Unit 2109, 21/F, Chow Tai Fook Financial Center, No. 61 First Street, Tianjin Economic-Technological Development Area	December 12, 2024
19	Guangzhou Panyu Qiaonan Road Securities Business Office of China CICC Wealth Management Securities Company Limited	Guangzhou Panyu Dongxing Road Securities Business Office of China CICC Wealth Management Securities Company Limited	Unit 201, No. 400; Unit 201, No. 402; No. 404; No. 406 Dongxing Road, Dalong Street, Panyu District, Guangzhou	December 30, 2024

(IV) Cancellation of Securities Business Offices

No.	Name of securities business offices cancelled	Address of securities business offices cancelled	Date of cancellation
1	Chengdu Pengzhou Jinpeng East Road Securities Business Office of China CICC Wealth Management Securities Company Limited	1/F, Building 3, No. 196 Jinpeng East Road, Tianpeng Town, Pengzhou, Sichuan	July 22, 2024
2	Songyuan Jinghu South Road Securities Business Office of China CICC Wealth Management Securities Company Limited	No. 340 Jinghu South Road, Songyuan Economic and Technological Development Zone	July 25, 2024
3	Huangshan Binjiang East Road Securities Business Office of China CICC Wealth Management Securities Company Limited	No. 8, Zhongyi Tower, Shiji Huayuan, Binjiang East Road, Tunxi District, Huangshan	July 31, 2024
4	Guangzhou Zhujiang New Town Securities Business Office of China CICC Wealth Management Securities Company Limited	Rooms 2901, 2902, 2903, 2904, 2907, 2908, 2909, 2910, 2911 and 2912, 29/F, Central Tower, No. 5 Xiancun Road, Zhujiang New Town, Tianhe District, Guangzhou	October 15, 2024

(V) Transfer of Securities Business Offices

During the Reporting Period, there was no transfer of any securities business office.

APPENDIX III: INDEX OF INFORMATION DISCLOSURE

China International Capital Corporation Limited 2024 Annual Report

Information disclosures made by the Company on the website of the SSE (www.sse.com.cn) and in *China Securities Journal*, *Shanghai Securities News*, *Securities Times* and *Securities Daily* during the Reporting Period are set out as follows:

No.	Date of Publication	Subject Matter
1	2024-01-03	CICC H-Share Announcement (Monthly Return of Equity Issuer on Movements in Securities)
2	2024-01-06	Announcement on Proposed Reduction of Shareholding by a Shareholder of CICC
3	2024-01-12	CICC H-Share Announcement (Voluntary Announcement)
4	2024-01-18	Announcement on Election of New Session of the Board of Directors and the Supervisory Committee of CICC
5		Independent Director Nominee Declaration and Undertaking
6		Independent Director Candidate Declaration and Undertaking
7		Announcement on the Resolutions of the Thirty-eighth Meeting of the Second Session of the Board of CICC
8		Announcement on the Resolutions of the Twenty-fifth Meeting of the Second Session of the Supervisory Committee of CICC
9	2024-01-19	Announcement in Relation to the Issuance of Medium-term Notes by an Indirectly Wholly-owned Subsidiary and Guaranteed by a Directly Wholly-owned Subsidiary of CICC
10	2024-01-20	Announcement on Key Financial Data of China CICC Wealth Management Securities Company Limited for the Year 2023
11	2024-02-02	CICC H-Share Announcement (Monthly Return of Equity Issuer on Movements in Securities)
12		Notice of 2024 First Extraordinary General Meeting of CICC
13		Materials for the 2024 First Extraordinary General Meeting of CICC
14	2024-02-08	Announcement on Adjustments to Senior Management of CICC
15		Announcement on Appointment of Accounting Firm for the Year 2024 of CICC
16		Announcement on the Resolutions of the Thirty-ninth Meeting of the Second Session of the Board of Directors of CICC

No.	Date of Publication	Subject Matter
17	2024-02-21	Announcement on Postponement of the 2024 First Extraordinary General Meeting of CICC
18	2024-02-29	Announcement on Election of Employee Representative Supervisor of the Third Session of the Supervisory Committee of CICC
19	2024-03-02	CICC H-Share Announcement (Monthly Return of Equity Issuer on Movements in Securities)
20	2024-03-19	CICC H-Share Announcement (Notice of Board Meeting)
21	2024-03-29	Announcement on the 2024 Annual Estimation for Daily Related-party Transactions of CICC
22		Announcement on the Resolutions of the Twenty-sixth Meeting of the Second Session of the Supervisory Committee of CICC
23		Explanatory Note on Fund Utilization by Controlling Shareholders and Other Related Parties of China International Capital Corporation Limited Issued by Deloitte Touche Tohmatsu Certified Public Accountants LLP
24		2023 Annual Work Report of Independent Non-executive Directors of CICC (Peter Hugh Nolan)
25		2023 Social Responsibility and Environmental, Social and Governance Report of CICC
26		2023 Annual Work Report of Independent Non-executive Directors of CICC (Zhou Yu)
27		2023 Annual Work Report on the Supervision of Accounting Firms of the Audit Committee of the Board of Directors of CICC
28		2023 Internal Control Assessment Report of CICC
29		2023 Annual Work Report of Independent Non-executive Directors of CICC (Liu Li)
30		2023 Annual Work Report of Independent Non-executive Directors of CICC (Lu Zhengfei)
31		2023 Annual Report of CICC

No.	Date of Publication	Subject Matter
32		2023 Annual Work Report of Independent Non-executive Directors of CICC (Ng Kong Ping Albert)
33		Report on the Evaluation of the Performance of the Accounting Firms for the Year 2023 of CICC
34		Internal Control Audit Report of China International Capital Corporation Limited (December 31, 2023)
35		2023 Annual Work Report of the Audit Committee of the Board of Directors of CICC
36		2023 Annual Financial Statements and Audit Report of China International Capital Corporation Limited
37		Summary of the 2023 Annual Report of CICC
38		Announcement of 2023 Profit Distribution Plan of CICC
39		Announcement on the Resolutions of the Fortieth Meeting of the Second Session of the Board of Directors of CICC
40	2024-04-03	CICC H-Share Announcement (Monthly Return of Equity Issuer on Movements in Securities)
41	2024-04-11	Announcement on the Expiration and Implementation of the Proposed Reduction of Shareholding by a Shareholder of CICC
42		Announcement on Cancellation of 2024 First Extraordinary General Meeting and Related Subsequent Arrangements of CICC
43		Announcement on the Resolutions of the Forty-first Meeting of the Second Session of the Board and Adjustments to Senior Management of CICC
44	2024-04-18	CICC H-Share Announcement (Notice of Board Meeting)
45	2024-04-20	Announcement on the Resolution of the Forty-second Meeting of the Second Session of the Board of CICC
46	2024-04-30	2024 First Quarterly Report of CICC
47	2024-05-01	Announcement on the Receipt of No-objection Letter Regarding the Listing and Transfer of the Non-Public Issuance of Corporate Bonds of CICC

No.	Date of Publication	Subject Matter
48	2024-05-07	CICC H-Share Announcement (Monthly Return of Equity Issuer on Movements in Securities)
49	2024-05-10	Announcement on Annual Results and Cash Dividend Presentation for the Year 2023 and First Quarter of 2024 of CICC
50	2024-06-01	Announcement on Amendments to the <i>Articles of Association</i> of CICC
51		Announcement on the Resolutions of the Twenty-eighth Meeting of the Second Session of the Supervisory Committee of CICC
52		Announcement on the Resolutions of the Forty-fourth Meeting of the Second Session of the Board of CICC
53	2024-06-04	CICC H-Share Announcement (Monthly Return of Equity Issuer on Movements in Securities)
54	2024-06-08	Materials for 2023 Annual General Meeting of CICC
55		Notice of 2023 Annual General Meeting of CICC
56	2024-06-29	Policy on Management of Registration and Filing of Insiders of CICC (as amended in June 2024)
57		Measures for Management of Investor Relations of CICC (as amended in June 2024)
58		Policy on Information Disclosure Management of CICC (as amended in June 2024)
59		Terms of Reference of the Risk Management Committee of the Board of Directors of CICC (as amended in June 2024)
60		Terms of Reference of the Audit Committee of the Board of Directors of CICC (as amended in June 2024)
61		Rules of Procedures of the Meeting of Supervisory Committee of CICC (as amended in June 2024)
62		Rules of Procedures of the Meeting of Board of Directors of CICC (as amended in June 2024)
63		Rules of Procedures of Shareholders' General Meeting of CICC (as amended in June 2024)

No.	Date of Publication	Subject Matter
64		Announcement on the Resolution of the First Meeting of the Third Session of the Supervisory Committee of CICC
65		Announcement on the Effectiveness of Amendments to the <i>Articles of Association</i> and Related Systems
66		Measures for Management of Raised Funds of CICC (as amended in June 2024)
67		Terms of Reference of the Nomination and Corporate Governance Committee of the Board of Directors of CICC (as amended in June 2024)
68		Terms of Reference of the Remuneration Committee of the Board of Directors of CICC (as amended in June 2024)
69		Terms of Reference of the Strategy and ESG Committee of the Board of Directors of CICC (as amended in June 2024)
70		Articles of Association of CICC (as amended in June 2024)
71		Announcement on Completion of Election of New Session of Board of Directors and Supervisory Committee of CICC
72		Announcement on the Resolutions of the First Meeting of the Third Session of the Board of Directors of CICC
73		Legal Opinion of King & Wood Mallesons on the 2023 Annual General Meeting of China International Capital Corporation Limited
74		Announcement on the Resolutions of the 2023 Annual General Meeting of CICC
75	2024-07-03	CICC H-Share Announcement (Monthly Return of Equity Issuer on Movements in Securities)
76	2024-07-20	CICC's Announcement on the 2024 Half-Yearly Key Financial Data of China CICC Wealth Management Securities Company Limited
77	2024-08-02	CICC H-Share Announcement (Monthly Return of Equity Issuer on Movements in Securities)
78	2024-08-10	Announcement on Proposed Reduction of Shareholding by a Shareholder of CICC
79	2024-08-17	2023 A-Share Equity Distribution Implementation Announcement of CICC
80	2024-08-21	CICC H-Share Announcement (Notice of Board Meeting)

No.	Date of Publication	Subject Matter
81	2024-08-24	Announcement on Launching the 2024 Special Campaign of "Improving Quality and Efficiency and Enhancing Returns" of CICC
82	2024-08-31	Announcement on the 2024 Interim Profit Distribution Plan of CICC
83		Announcement on the Resolutions of the Second Meeting of the Third Session of the Supervisory Committee of CICC
84		Announcement on the Resolutions of the Second Meeting of the Third Session of the Board of Directors of CICC
85		2024 Interim Report of CICC
86		Summary of the 2024 Interim Report of CICC
87	2024-09-03	CICC H-Share Announcement (Monthly Return of Equity Issuer on Movements in Securities)
88	2024-09-10	Announcement on the Convening of 2024 Interim Results Presentation of CICC
89	2024-09-27	Announcement on the Resolution of the Third Meeting of the Third Session of the Board of Directors and Appointment of Senior Management of CICC
90	2024-10-08	CICC H-Share Announcement (Monthly Return of Equity Issuer on Movements in Securities)
91	2024-10-11	Materials for the 2024 First Extraordinary General Meeting of CICC
92		Notice of 2024 First Extraordinary General Meeting of CICC
93	2024-10-12	Announcement on the Receipt of Notice of Case Filing from China Securities Regulatory Commission
94	2024-10-19	Announcement on the Receipt of Non-Objection Reply from China Securities Regulatory Commission in Relation to Participation in the Swap Facilitation Business
95		CICC H-Share Announcement (Notice of Board Meeting)
96	2024-10-26	Announcement on the Receipt of Advance Notice of Administrative Penalties from China Securities Regulatory Commission of CICC
97	2024-10-31	2024 Third Quarterly Report of CICC

No.	Date of Publication	Subject Matter
98	2024-11-01	Legal Opinion of King & Wood Mallesons on the 2024 First Extraordinary General Meeting of China International Capital Corporation Limited
99		Announcement on the Resolution of the 2024 First Extraordinary General Meeting of CICC
100	2024-11-02	CICC H-Share Announcement (Monthly Return of Equity Issuer on Movements in Securities)
101	2024-11-15	Announcement on the Completion of the Proposed Reduction of Shareholding by a Shareholder of CICC
102		Announcement on Convening of the 2024 Third Quarterly Results Presentation of CICC
103	2024-11-22	Announcement on Resignation of Non-executive Director of CICC
104	2024-12-03	CICC H-Share Announcement (Monthly Return of Equity Issuer on Movements in Securities)
105	2024-12-20	2024 Half-Yearly A-Share Equity Distribution Implementation Announcement
106	2024-12-21	Announcement on the Receipt of Decision of Administrative Penalties from China Securities Regulatory Commission

Note: The "Date of Publication" set out in the above table are dates on which the relevant announcements were published in *China Securities Journal*, *Shanghai Securities News*, *Securities Times* and *Securities Daily* and on the website of the SSE. Each of these announcements was published on the HKEXnews website in the morning of the above "Date of Publication" or in the evening on the immediately preceding date.

Appendix III: Index of Information Disclosure

Information disclosures made by the Company on the HKEXnews website (www.hkexnews.hk) during the Reporting Period are set out as follows:

No.	Date of Publication	Subject Matter
1	2024-01-02	Monthly Return of Equity Issuer on Movements in Securities for the Month Ended December 31, 2023
2	2024-01-05	Announcement on Proposed Reduction of Shareholding by a Shareholder
3	2024-01-11	Voluntary Announcement – Issue of U.S.\$500,000,000 5.012 per cent. Notes due 2027 and U.S.\$700,000,000 Floating Rate Notes due 2027 under CICC Hong Kong Finance 2016 MTN Limited's U.S.\$10,000,000,000 Guaranteed Medium Term Note Programme
4	2024-01-17	Announcement – Proposed Election of New Session of the Board of Directors, Proposed Election of New Session of the Supervisory Committee and Appointment of Member of the Management Committee
5	2024-01-19	Announcement – Key Financial Data of China CICC Wealth Management Securities Company Limited for the Year Ended December 31, 2023
6	2024-02-01	Monthly Return of Equity Issuer on Movements in Securities for the Month Ended January 31, 2024
7		Election of Members (Non-independent Directors) of the Third Session of the Board of Directors and Determination of Their Remuneration, Election of Members (Independent Directors) of the Third Session of the Board of Directors and Determination of Their Remuneration, Election of Members (Non-employee Representative Supervisors) of the Third Session of the Supervisory Committee and Determination of Relevant Supervisors' Remuneration and Notice of 2024 First Extraordinary General Meeting
8		Notice of 2024 First Extraordinary General Meeting
9		Form of Proxy for 2024 First Extraordinary General Meeting (for Holders of H Shares)
10		Notification Letter and Request Form to Registered Shareholder
11		Notification Letter and Request Form to Non-registered Shareholder
12	2024-02-07	Proposed Change of Accounting Firms and Adjustments to Senior Management

No.	Date of Publication	Subject Matter
13	2024-02-20	Announcement – Postponement of the 2024 First Extraordinary General Meeting and Change of Period for Closure of H Share Register of Members
14	2024-02-28	Announcement on Election of Employee Representative Supervisor of the Third Session of the Supervisory Committee
15	2024-03-01	Monthly Return of Equity Issuer on Movements in Securities for the Month Ended February 29, 2024
16	2024-03-18	Notice of Board Meeting
17	2024-03-28	Annual Results Announcement for the Year Ended December 31, 2023
18		2023 Social Responsibility and Environmental, Social and Governance Report
19		Final Dividend for the Year Ended December 31, 2023
20	2024-04-02	Monthly Return of Equity Issuer on Movements in Securities for the Month Ended March 31, 2024
21	2024-04-10	Announcement – (1) Adjustments to the Candidate for the Executive Director of the Third Session of the Board of Directors and Relevant Arrangements for the Shareholders' General Meeting; and (2) Adjustments to Senior Management
22		Announcement on the Expiration and Implementation of the Proposed Reduction of Shareholding by a Shareholder
23	2024-04-16	2023 Annual Report
24		Notification Letter and Request Form to Registered Shareholder
25		Notification Letter and Request Form to Non-registered Shareholder
26	2024-04-17	Notice of Board Meeting
27	2024-04-29	2024 First Quarterly Report
28	2024-05-06	Monthly Return of Equity Issuer on Movements in Securities for the Month Ended April 30, 2024
29	2024-05-14	Notification Letter and Reply Form to Registered Shareholder – Arrangements on Electronic Dissemination of Corporate Communications
30		Notification Letter and Reply Form to Non-registered Shareholder – Arrangements on Electronic Dissemination of Corporate Communications

No.	Date of Publication	Subject Matter
31	2024-05-31	Proposed Amendments to the <i>Articles of Association</i> and Related Rules
32	2024-06-03	Monthly Return of Equity Issuer on Movements in Securities for the Month Ended May 31, 2024
33	2024-06-07	Circular of Annual General Meeting
34		Notice of Annual General Meeting
35		Form of Proxy for the Annual General Meeting (for Holders of H Shares)
36		Final Dividend for the Year Ended December 31, 2023 (Updated)
37	2024-06-28	Announcement – (1) Poll Results of the 2023 Annual General Meeting; (2) Distribution of 2023 Final Dividend; and (3) Completion of the Election of New Session of the Board of Directors and the Supervisory Committee
38		List of Directors and Their Roles and Functions
39		Final Dividend for the Year Ended December 31, 2023 (Updated)
40		Articles of Association
41		Rules of Procedures of Shareholders' General Meetings
42		Rules of Procedures of the Meetings of Board of Directors
43		Rules of Procedures of the Meetings of Supervisory Committee
44		Terms of Reference of the Strategy and ESG Committee of the Board of Directors
45		Terms of Reference of the Remuneration Committee of the Board of Directors
46		Terms of Reference of the Nomination and Corporate Governance Committee of the Board of Directors
47		Terms of Reference of the Audit Committee of the Board of Directors
48		Terms of Reference of the Risk Management Committee of the Board of Directors
49	2024-07-02	Monthly Return of Equity Issuer on Movements in Securities for the Month Ended June 30, 2024
50	2024-07-19	Announcement – Key Financial Data of China CICC Wealth Management Securities Company Limited for the Six Months Ended June 30, 2024

No.	Date of Publication	Subject Matter
51	2024-08-01	Monthly Return of Equity Issuer on Movements in Securities for the Month Ended July 31, 2024
52	2024-08-09	Announcement on Proposed Reduction of Shareholding by a Shareholder
53	2024-08-20	Notice of Board Meeting
54	2024-08-30	Interim Results Announcement for the Six Months Ended June 30, 2024
55		Interim Dividend for the Six Months Ended June 30, 2024
56	2024-09-02	Monthly Return of Equity Issuer on Movements in Securities for the Month Ended August 31, 2024
57	2024-09-10	2024 Interim Report
58	2024-09-26	Announcement on Appointment of a Member of the Management Committee
59	2024-10-07	Monthly Return of Equity Issuer on Movements in Securities for the Month Ended September 30, 2024
60	2024-10-10	2024 Interim Profit Distribution Plan and Notice of 2024 First Extraordinary General Meeting
61		Notice of 2024 First Extraordinary General Meeting
62		Form of Proxy for 2024 First Extraordinary General Meeting (for Holders of H Shares)
63		Interim Dividend for the Six Months Ended June 30, 2024 (Updated)
64	2024-10-13	Announcement on the Receipt of Notice of Case Filing from China Securities Regulatory Commission
65	2024-10-18	Notice of Board Meeting
66	2024-10-27	Announcement on the Receipt of Advance Notice of Administrative Penalties from China Securities Regulatory Commission
67	2024-10-30	2024 Third Quarterly Report

No.	Date of Publication	Subject Matter
68	2024-10-31	Announcement – Poll Results of the 2024 First Extraordinary General Meeting and Distribution of 2024 Interim Dividend
69		Interim Dividend for the Six Months Ended June 30, 2024 (Updated)
70	2024-11-01	Monthly Return of Equity Issuer on Movements in Securities for the Month Ended October 31, 2024
71	2024-11-14	Announcement on the Completion of the Proposed Reduction of Shareholding by a Shareholder
72	2024-11-21	Announcement on Resignation of Non-executive Director
73		List of Directors and Their Roles and Functions
74	2024-12-02	Monthly Return of Equity Issuer on Movements in Securities for the Month Ended November 30, 2024
75	2024-12-20	Announcement on the Receipt of Decision of Administrative Penalties From China Securities Regulatory Commission

The announcements listed above do not include the overseas regulatory announcements published by the Company in Chinese only on the HKEXnews website (www.hkexnews.hk) in accordance with Rule 13.10B of the *Listing Rules of the Stock Exchange*.